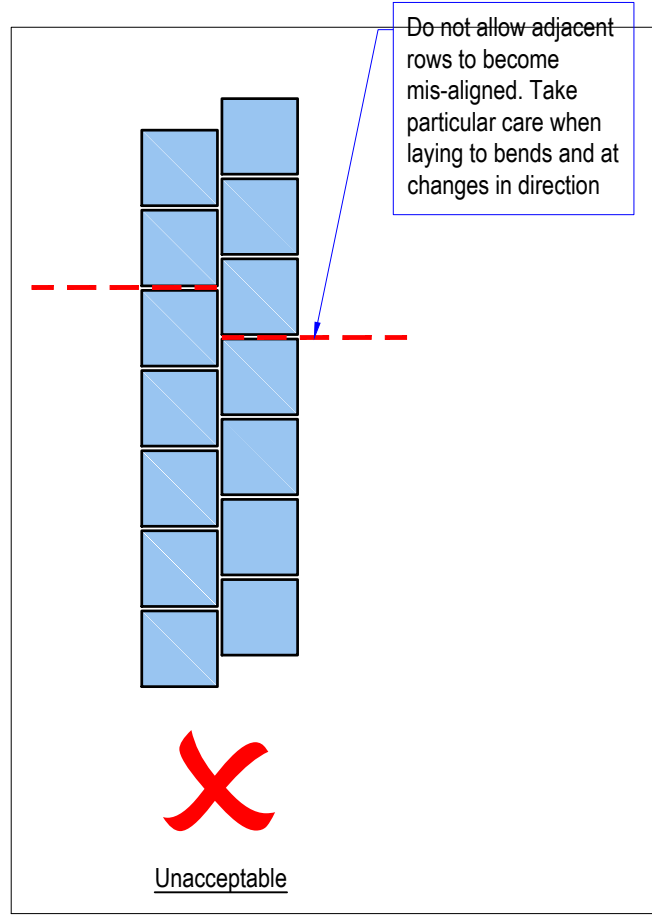
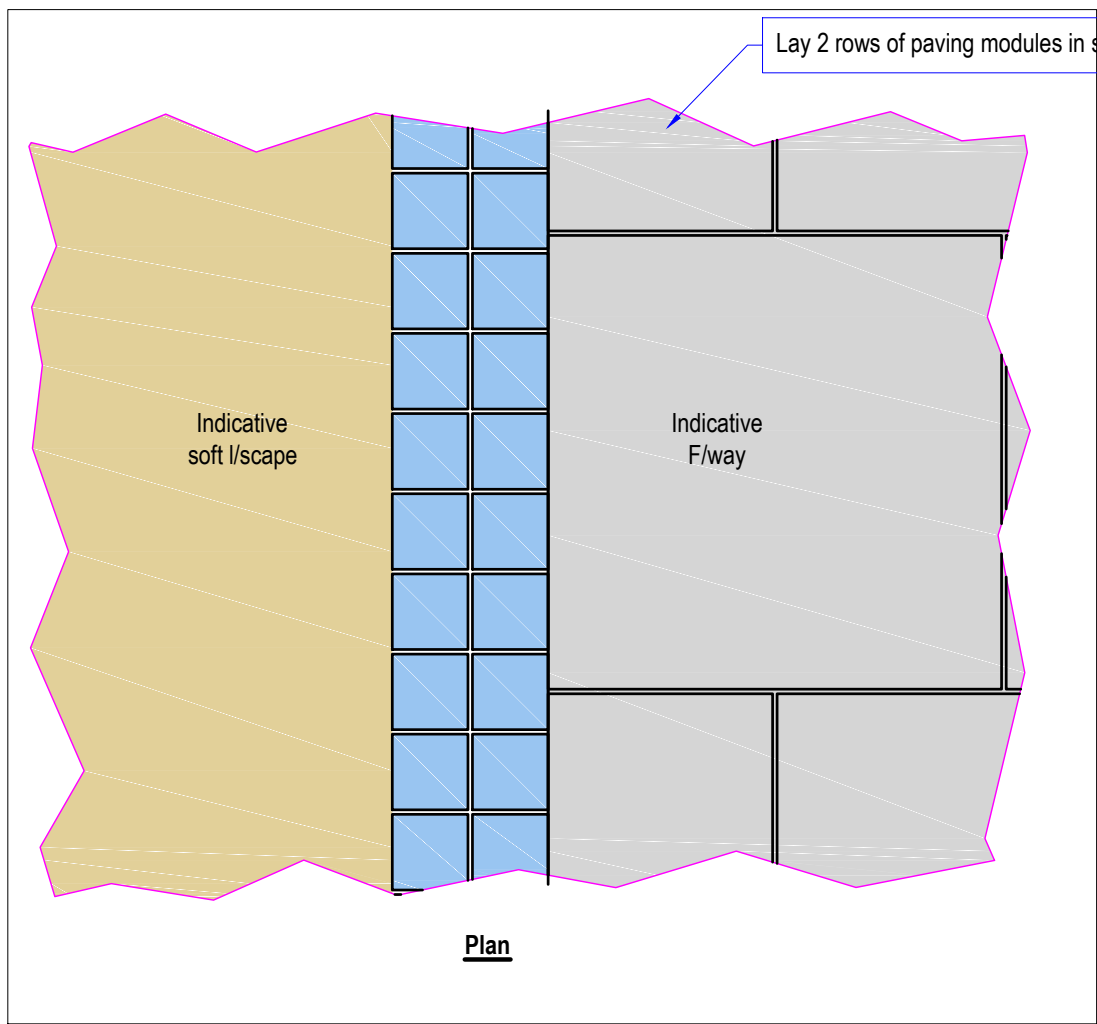
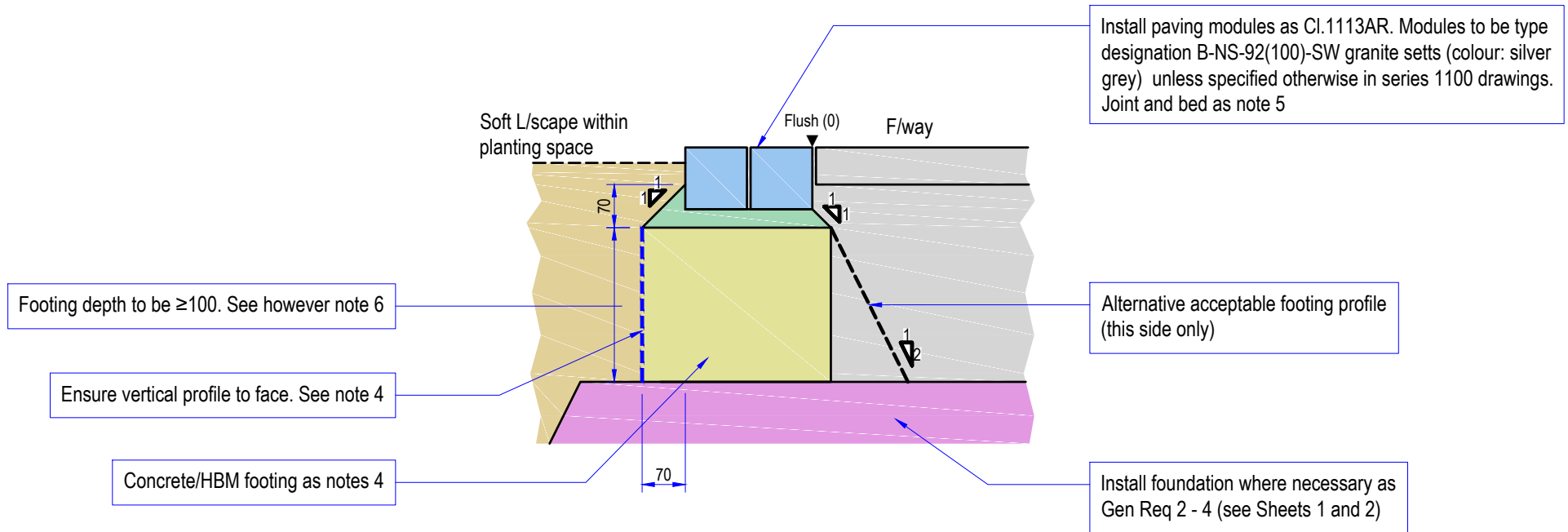


### TYPE M - NATURAL STONE SETT EDGING TO PLANTING SPACE



#### NOTES

1. All dimensions are in millimetres unless otherwise stated.
2. Do not scale from this drawing. Use only written dimensions.
3. All references to Clauses are references to those from the Southwark Highway Specification unless otherwise stated. In the event of any conflict between the drawings and these Clauses, then the Clauses shall prevail. Drawings to be used in conjunction with **LBS/1100/01-07**.
4. Footings shall be either concrete as Clause 1001, ancillary concrete as Clause 2602 or a CBGM as series 800 Clauses. In either instance the minimum compressive strength class shall be C16/20. Formwork and shuttering shall be used in all instances to make efficient use of these materials and to achieve required profiles.
5. Paving modules shall be 6-12 jointed using J-MH1, J-MH2, or J-MHX mortar as Cl. 1115AR and 30 bedded using L-MH2, L-MH3 or L-MHX fine bedding concrete as Cl.1115AR.
6. If it is specified in series 1100 or 3000 drawings to install root deflectors or barriers against the restraint on the soft landscaped side, then extend the footing depth as necessary so that the deflector is backed with HBM/concrete to its entire depth.
7. Alternative footing profiles (General Requirement 1) not to be used if reinforcement is incorporated into details.

REV	DATE	REVISION DESCRIPTION / DETAILS	DRN BY	CHKD BY	APRVD BY



PROJECT:  
SOUTHWARK STREETSCAPE DESIGN MANUAL STANDARD DETAILS

TITLE:  
FOOTINGS FOR EDGE RESTRAINTS  
TYPE M - NATURAL SET EDGING TO PLANTING SPACE

STATUS:	DRAFT	DRAWN	OM
		DESIGNED	OM
SCALE:	1:10 @ A3	CHECKED	DR
		APPROVED	DR
DRAWING NO:	LBS/1100/29	REV:	-
DATE DRAWN:	JULY 2017	DATE ISSUED:	28 Feb 2019