ISO FULL BLEED A3 420 X 297 MM
PRINTED ON ___% POST-CONSUMER RECYCLED CONTENT PAPER

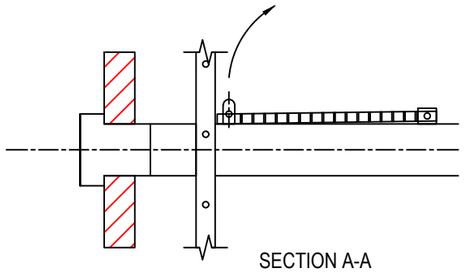

SECTION A-A

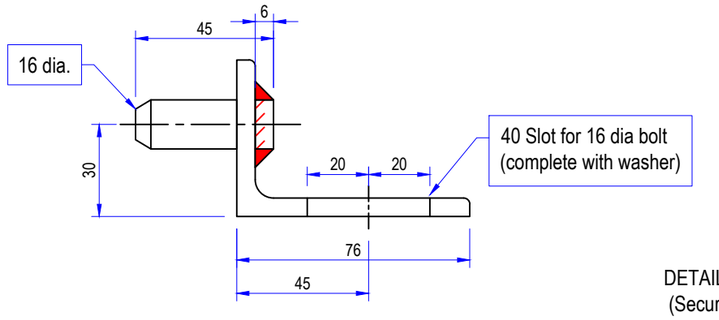

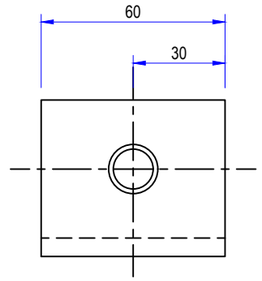

DETAILS OF SWIVEL PIN BRACKET
(Secured to platform with 16 dia bolt)

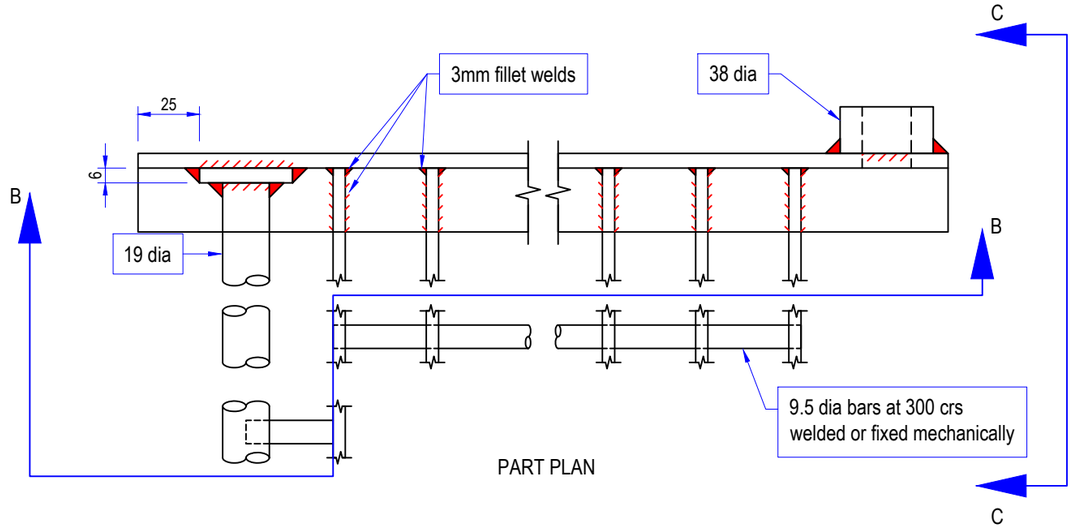

PART PLAN

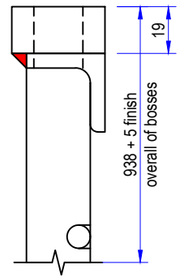

SECTION C-C

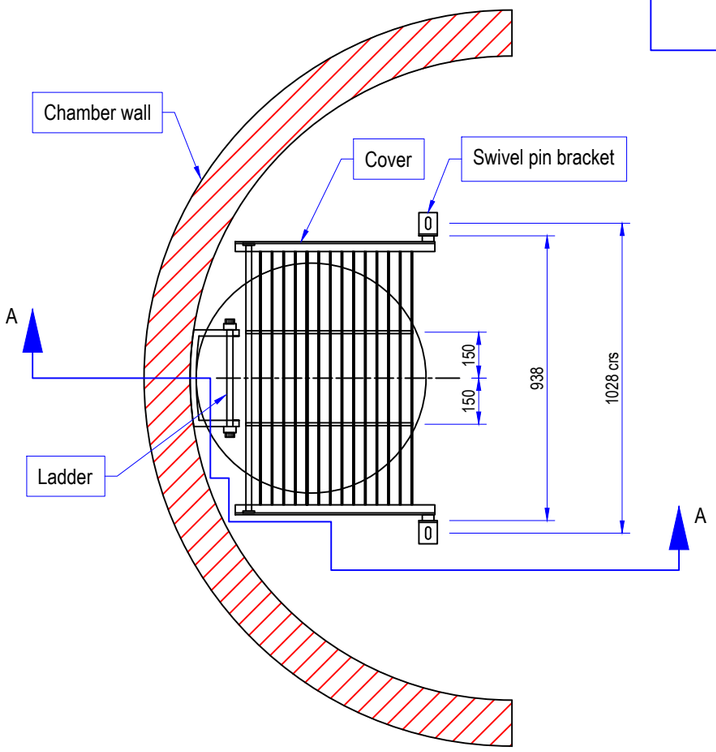

ASSEMBLY PLAN
(Plan detail on grating positioned on landing slab)

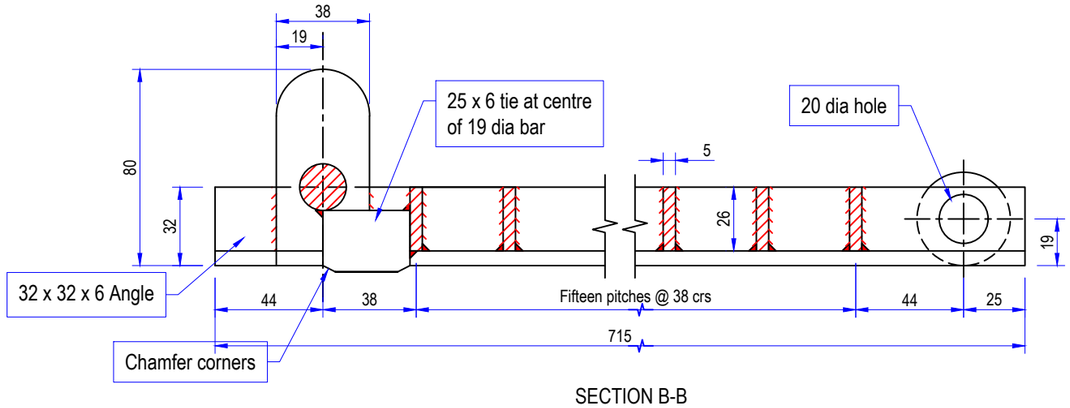

SECTION B-B

NOTES

1. All dimensions are in millimetres.
2. All welds are to be 6mm fillet welds except where stated otherwise.
3. The gratings and brackets are to be fabricated from steel to BS 970 : Part 1 and to be protected by hot dip galvanising in accordance with SHW Clause 1909

REV	DATE	REVISION DESCRIPTION / DETAILS	DRN BY	CHKD BY	APRVD BY

Southwark Council
southwark.gov.uk
160 TOOLEY STREET LONDON SE1P 5LX

PROJECT:
SOUTHWARK STREETSCAPE
DESIGN MANUAL
STANDARD DETAILS

TITLE:
TYPE 5 CHAMBER
GRATING DETAILS

STATUS: DRAFT		DRAWN	SR
		DESIGNED	-
SCALE: N.T.S.		CHECKED	GL
		APPROVED	-
DRAWING NO: LBS/500/08		REV: R0	
DATE DRAWN: JULY 2017	DATE ISSUED: 19 Feb 2019		

S:\HIGHWAYS MAINTENANCE\SSDM\02-SSDM_CONTENT_ARCHIVE\REVISION OF SSDM\TECH DRWS\STD DETAILS\SERIES 500 DRAINAGE & SERVICE DUCTS\DWG\LBS-500-08 TYPE 5 CHAMBER GRATING DETAILS.DWG