
Asset Identifier
Address

PHAU03681001
PETERCHURCH HOUSE, 1-
56,COMMERCIAL WAY,LEDBURY
ESTATE,PECKHAM

Post Code

SE15 1NF



Code
Version
Description

FRA-PB
10
FRA-PURPOSE BUILT BLOCKS

Assessment Date
Assessment Version
Assessor Name

05/12/2018
Current
Earl Johnson

1 CONTENTS

1.1 Contents

1.1.1	Contents	-
1.1.2	Introduction	-
1.1.3	Summary	-
1.1.4	General Building Information	-
1.1.5	Maintenance Schedules	-
1.1.6	Fire Hazards and their Elimination and Control	-
1.1.7	Fire Protection Measures	-
1.1.8	Management of Fire Safety	-

2 INTRODUCTION

2.1 Introduction

2.1.1 Introduction

This Fire Risk Assessment (FRA) has been carried out by a competent Fire Risk Assessor on behalf of the Responsible Person (Southwark Council) in accordance with Article 9 of the requirements of the Regulatory Reform (Fire Safety) Order 2005 (FSO). This report is an assessment of the risk to life from fire and does not address the risk to property or business continuity from fire.

In compliance with the scope of the FSO this FRA is limited to the common areas of the premises. The site survey undertaken to produce the assessment is limited to a TYPE 1 (non-destructive) survey of common areas only, in accordance with the Responsible Person's instructions.

However, where it is deemed relevant, a sample dwelling(s) will be inspected to determine its relationship and dependence on the common areas to understand the nature of fire separation between dwellings and common areas.

Further investigation may be required by qualified and competent individuals to ascertain the appropriate fitment and fire protection of encased shafts, ducts, risers or voids where a sampled non-destructive flat survey cannot confirm this.

In accordance with the limitations of the FSO risk assessment; this report does not include an assessment of external flame spread unless it is identified as impacting on the fire safety of common areas. However, the report may make reference to such issue and/or recommend further investigation and assessment if it has been identified as being relevant to the overall fire safety of the premises.

Where appropriate, the FRA will make recommendations to ensure compliance with relevant fire safety legislation. However, it should be understood that this assessment does not replace the Council's other obligations to carry out fire safety assessments such as those required by the Health and Housing Safety Rating System (HHSRS) assessment to dwellings under section 9 of the Housing Act 2004.

3 SUMMARY

3.1 Summary

3.1.1 Risk Rating

HIGH MODERATE

	LIKELIHOOD OF A FIRE				
CONSEQUENCE OF A FIRE	RARE	UNLIKELY	POSSIBLE	LIKELY	ALMOST CERTAIN
EXTREME	LOW MODERATE	HIGH MODERATE	SUBSTANTIAL	SUBSTANTIAL	INTOLERABLE
MAJOR	TOLERABLE	LOW MODERATE	HIGH MODERATE	SUBSTANTIAL	SUBSTANTIAL
MODERATE	TOLERABLE	TOLERABLE	LOW MODERATE	HIGH MODERATE	SUBSTANTIAL
MINOR	TRIVIAL	TOLERABLE	TOLERABLE	LOW MODERATE	HIGH MODERATE
NEGLECTIBLE	TRIVIAL	TRIVIAL	TOLERABLE	TOLERABLE	LOW MODERATE

Trivial: These risks are considered acceptable. No further action is necessary other than to ensure that the controls are maintained.

Tolerable: No additional actions are required unless they can be implemented at very low cost (in terms of time, money and effort). Actions to further reduce these risks are assigned low priority. Arrangements should be made to ensure that the controls are maintained and monitored

Low Moderate: Consideration should be given as to lowering the risk where applicable, to a tolerable level, and preferably to a trivial level, but the costs of additional risk reduction measures should be taken into account unless these are managerial issues. The risk reduction measures should be implemented within a defined time period. Arrangements should be made to ensure that the controls are maintained and monitored.

High Moderate: Considerable efforts should be made to reduce the risk to a tolerable level, and preferably to a trivial level, but the costs of additional risk reduction measures may be taken into account unless these are managerial issues.

The risk reduction measures should be implemented within a defined time period.

Arrangements should be made to ensure that the controls are maintained and monitored.

Substantial: Substantial efforts should be made to reduce the risk. Risk reduction measures should be implemented urgently within a defined time period. Consideration should be given to suspending or restricting the use, or to apply interim control measures, until this has been completed. Controls should be maintained and monitored. Consideration should be given to consulting with the Enforcing Authority.

Intolerable: These risks are unacceptable. Substantial improvements in risk controls are necessary, so that the risk is reduced to a tolerable or trivial level. The activity should be halted until risk controls are implemented. If it is not possible to reduce risk the activity should remain prohibited. Enforcing Authority must be consulted.

3.1.2	Next Physical Assessment Due	2019
3.1.3	FRA Type	PB
3.1.4	Storeys Ground and Above	14
3.1.5	Storeys Below Ground	0
3.1.6	Units	56
3.1.7	Status	COMPLETE

3 SUMMARY

3.1.8 Building Dimensions. Length, width and height.

The premises is approximately 28m x 20m and 39m to the base of the 13th floor.

3.1.9 List any tasks that once completed can reduce the risk rating of this assessment.

The current risk score for this premises is HIGH MODERATE, this is due to the discovered breaks in compartmentation and the interim measures which have been introduced to the premises as from 18/12/17 this includes a change from a 'stay put' fire strategy to a full evacuation fire strategy, installation of a BS5839 Part 1, L5 fire alarm system with heat detectors within flat hallways and a break glass callpoint next to the fire alarm panel on the ground floor and the building been manned by two fire wardens with one by the fire alarm control panel who's duty is to call the fire brigade and a further roaming fire warden looking for any signs of fire. Fire stopping of cracks inbetween flats is currently being carried out in each flat.

The risk can be reduced down to LOW MODERATE if the following actions are carried out:

1. Firestopping to be carried out and completed inbetween flats.
2. All other high and medium rated tasks are completed.

It must be noted that the building, at the time of the assessment, only has 13 flats occupied. All unoccupied floors are required to be sectioned off from the stairwell and access prevented from the lift to unoccupied floors. It is also noted that refurbishment work is due to be carried out in 2021. Subject to the stairs and lift being sectioned off, tasks can be left and carried out during the refurbishment process.

3.1.10 Does this assessment require a review? Yes No N/A

4 GENERAL BUILDING INFORMATION

4.1 General Building Information

4.1.1 Building information

The building forms a detached, 'H' shaped high rise block of flats over 14 floors built in 1970 and is one of four similar blocks on the Ledbury estate. All the main parts of the building, including exterior and interior walls, floor slabs, roofs, and staircases, are made up from large concrete panels, this type of structure is frameless, the building has uPVC double glazed windows and a flat roof. The building is mainly accessed via an entrance within Bird In Bush Road.

There is one enclosed protected stair, with all flat front entry doors accessed from off the lift lobby area located off the stairs, with the stairs serving all floors. Lift lobby area is separated from the stairs by FD30S SC door. The accommodation consists of 56 flats; four on each floor level, two per long length of the 'H' shape, with internal accommodation within each flat on one level only. Entry to the building is through a communal secure door with key fob, intercom access and drop key access, with a further door provided at the rear of the building with key fob and drop key access only and an independent exit at the bottom of the protected stairs. Access to each flat is via electronically secured access doors from off the lift lobby areas on all floors apart from the thirteenth which has a secured door off the staircase and open access between the lift and flats lobby area. Two lifts are installed one serving odd numbered floors (and the 12th) and the other serving even numbered floors, with the lift motor room located on the roof with access provided at thirteenth floor. Stairs access only is provided to the thirteenth floor.

There is a bin room at the front of the building next to the stairwell final exit door with refuse chute hoppers located within vented cupboards off the lift lobby area on all floors. There are two electrical intake rooms within the ground floor lift lobby area. There are storage/intercom equipment rooms and disused drying rooms on all upper floors. Access to the roof area and water tank area is via a ladder within the 13th floor disused drying room. A dry riser is provided with the inlet at the front of the building next to the bin room and outlets provided on all upper floors within the lift lobby area. There is a riser area on all upper floors, opposite the lift, with access doors to the riser areas located on all odd numbered floors.

The building has had all gas services removed and heating and hot water is now provided via a temporary heating boiler which is diesel fed.

Premises Layout:

Ground floor flats 1-4, x2 electrical intake cupboards

1st floor flats 5-8

2nd floor flats 9-12

3rd floor flats 13-16

4th floor flats 17-20

5th floor flats 21-24

6th floor flats 25-28

7th floor flats 29-32

8th floor flats 33-36

9th floor flats 37-40

10th floor flats 41-44

11th floor flats 45-48

12th floor flats 49-52

13th floor flats 53-56 stair access only

It must be noted that the building only has 13 flats which are currently occupied. The ground floor electrical intake cupboard, opposite the lift, could not be accessed due to no key to fit lock.

4 GENERAL BUILDING INFORMATION

Images



(HSA)PHAU03681001-FRA-SITE-3-1-1-4-1-0-144.jpg



(HSA)PHAU03681001-FRA-SITE-3-1-1-4-1-0-143.jpg



(HSA)PHAU03681001-FRA-SITE-3-1-1-4-1-0-132.jpg

4.1.2 Any further building comments?

Occupants at risk: The building contains sleeping occupants in protected dwellings. It is not untypical of a social housing block or young persons of various ages, physical & mental health abilities and behavioural styles to be in the premises by way of lawful and unlawful tenancies or visit. It is not practical to identify all such persons on the premises. It is expected that lone workers are informed of risks and have appropriate fire instruction & training.

It has not been identified to the assessor any specific individual person especially at risk from fire.

5 MAINTENANCE SCHEDULES

5.1 Maintenance Schedules

5.1.1 Maintenance Schedules

All equipment relating to fire fighting and fire protection in the building are subject to scheduled maintenance which is recorded and stored off site. This maintenance will be in line with the requirements and test methods as given in the relevant British standard. Where no such record exists or where maintenance has not been undertaken (or carried out appropriately), the surveyor will make comments in the relevant section. This survey will be updated in the near future to provide the last test dates for all active fire safety measures installed in this building.

Dry/Wet Riser - Annual Wet Test - 10-Sep-18
Dry/Wet Riser - Visual Inspection - 10-Sep-18
Electrical Periodic Inspection Rep. - 29-Jul-11
Emergency Communal Lighting - 28-Sep-18
Lightning Protection Test - 24-Nov-16
-

6 FIRE HAZARDS AND THEIR ELIMINATION AND CONTROL

6.1 Electrical Sources of Ignition

- 6.1.1 Are there reasonable measures taken to prevent fires of electrical origin? Yes No N/A
- 6.1.2 Are fixed installations periodically tested and inspected? Yes No N/A
- 6.1.3 Is the fuseboard/mains intake suitably fire resistant? Yes No N/A
- 6.1.4 Comments

Southwark Council undertake 5 yearly inspections and testing of the landlord's electrical installation. Records of any testing or maintenance are held on the Council's internal database.

No portable appliances were observed in communal areas which would be subject to PAT testing. Portable electrical appliances are used in the common areas by councils own staff and approved contractors. The council has a system in place for testing its own portable appliances. Those appliances used by contractors are subject to the contractors own company's Health and Safety arrangements which are required by the council.

There are two electrical intake cupboards located within the ground floor lift lobby area. Access could not be gained to the electrical intake located opposite the lift due to no key to fit lock, task to be raised within the fire door section of this fire risk assessment. There are also electrical risers within the upper floor lift lobbies which can be accessed from off odd numbered upper floors.

Images



(HSA)PHAU03681001-FRA-SITE-3-1-1-4-1-0-155.jpg



(HSA)PHAU03681001-FRA-SITE-3-1-1-4-1-0-154.jpg

6 FIRE HAZARDS AND THEIR ELIMINATION AND CONTROL



(HSA)PHAU03681001-FRA-SITE-3-1-1-4-1-0-153.jpg



(HSA)PHAU03681001-FRA-SITE-3-1-1-4-1-0-152.jpg



(HSA)PHAU03681001-FRA-SITE-3-1-1-4-1-0-150.jpg

6.2 Gas

- 6.2.1 Is there gas supplied in the area of inspection? Yes No N/A
- 6.2.2 Is gas equipment protected/located so as to prevent accidental damage? Yes No N/A
- 6.2.3 Are gas installations and appliances free from any obvious defects? Yes No N/A

6.2.4 Comments

All gas services have been removed from the building. There is a diesel fed boiler unit located externally from the building which is used to feed heating and hot water to the residents of the building.

6.3 Smoking

6 FIRE HAZARDS AND THEIR ELIMINATION AND CONTROL

6.3.1 Is there evidence of smoking in areas where this has been prohibited? Yes No N/A

6.3.2 Comments

No evidence of smoking in the internal common areas was observed at the time of inspection. Smoking in the communal areas is not permitted, however it is understood that residents may smoke within their own dwellings. No Smoking signs have been installed throughout the building.

Images



(HSA)PHAU03681001-FRA-SITE-3-1-1-4-1-0-208.jpg

6.4 Arson

6.4.1 Does basic security against arson from outsiders appear to be reasonable? Yes No N/A

6.4.2 Is there an unnecessary fire load within the building or in close proximity of the premises which is available to ignition from outsiders? Yes No N/A

6.4.3 Is there any shrubbery that needs pruning or removing to prevent fire spread if ignited? Yes No N/A

6.4.4 Comments

The building has secured access control with key fob and intercom system with a drop key override to the front of the building, which prevents unauthorised persons from entering the building.

As from January 2018 and the change to a full evacuation fire strategy, there are 2 fire wardens stationed at the premises of which one will be continuously patrolling the building, whilst the other fire warden is stationed on the ground floor next to the fire alarm panel/break glass call point. Fire wardens have been instructed and trained to challenge persons if it is felt that it is required. At the time of the assessment there were no signs or evidence of arson or anti-social behaviour within the area.

Images



(HSA)PHAU03681001-FRA-SITE-3-1-1-4-1-0-145.jpg

6 FIRE HAZARDS AND THEIR ELIMINATION AND CONTROL



(HSA)PHAU03681001-FRA-SITE-3-1-1-4-1-0-141.jpg



(HSA)PHAU03681001-FRA-SITE-3-1-1-4-1-0-135.jpg

6.5 Portable Heaters and Heating Installations

- 6.5.1 Does the area of inspection have any portable heaters or heating installations? Yes No N/A

No heating installation provided within the common areas.

6.6 Lightning

- 6.6.1 Does the premises have a lightning protection system? Yes No N/A

- 6.6.2 Comments

The lightning conductor system is inspected and tested annually in accordance with BS EN 62305. All records of such inspecting and testing are held centrally at Southwark Council's offices.

6.7 Housekeeping

- 6.7.1 Is the standard of housekeeping adequate? Yes No N/A

There is an armchair stored within the 4th floor lift lobby area which is required to be removed.

- 6.7.2 Are combustible materials separated from any sources of ignition? Yes No N/A

- 6.7.3 Comments

6 FIRE HAZARDS AND THEIR ELIMINATION AND CONTROL

All Southwark council properties undergo regular cleaning in communal areas. No storage or combustibles which would either obstruct or impede escape were observed on this inspection.

No access could be gained into the following storerooms and drying rooms: 1st floor drying room, 2nd floor store & drying room, 3rd floor store, 4th floor store & drying room 5th floor store & drying room, 6th floor store & drying room, 7th floor drying room, 8th floor store & drying room, 9th floor store & drying room, 10th floor store & drying room, 11th floor store & drying room and the 12th floor drying room. These areas could not be checked due to no key available to fit locks. It is assumed all storerooms/drying rooms are clear of debris and regularly checked by the estate staff.

6.8 Dangerous Substances

6.8.1 Are there any hazardous substances in the area of inspection? Yes No N/A

6.8.2 Are the general fire precautions adequate to address the hazards associated with dangerous substances used and stored on the premises? Yes No N/A

N/A

6.8.3 Comments

No dangerous substances noted.

6.9 Hazards Introduced by Contractors or Works

6.9.1 Are there contractors or works taking place in the area of inspection? Yes No N/A

6.9.2 Is there satisfactory control over works carried out by the on site contractors (including hot works permits)? Yes No N/A

N/A

6.9.3 Comments

Contractors carrying out work at Southwark Council premises are pre-selected from an approved list. They will have undergone a selection and training process prior to being allowed to carry out work at council premises. All contractors should receive a permit to work. There should be no reliance on council staff to perform safety checks on hot works carried out by contractor.

No hot works were being carried out at the time of the inspection with no evidence of any hot works having been carried out was observed.

7 FIRE PROTECTION MEASURES

7.1 Measures to Prevent Fire Spread and Development

7.1.1 Is compartmentation suitable? Yes No N/A

Due to the break in compartmentation a structural survey has been carried out on the building to confirm how extensive the problem is within the building, and on going repairs to the building are being carried out on a flat by flat basis. Due to the extent of the problem, as an interim measure, the building currently has a wireless fire alarm system which incorporates a heat detector within the individual flats access hall and are all linked to the fire alarm control panel located within the ground floor lift lobby area. All flats also have a BS5839 Part 6 Grade D LD2 system installed which covers just the flat alone. There is one fire warden stationed permanently next/near to the fire alarm panel and the other fire warden doing a walk around the block at all times. This meets the requirements of the 'Guidance to support a temporary simultaneous evacuation strategy in a purpose-built block of flats' produced by the National Fire Chiefs Council.

Instructions have been given to residents to evacuate the building:

- in the event of fire,
- on becoming affected by smoke or fire,
- on hearing the fire alarm system.

At the time of the assessment no access could be gained to the electrical intake cupboard located opposite the lifts, it could not be confirmed if the firestopping requested for this area has been carried out. Task to be raised within the fire door section of this fire risk assessment for the lock to the door to be replaced.

Images



(HSA)PHAU03681001-FRA-SITE-3-1-1-4-1-0-155.jpg

7.1.2 Is there reasonable limitation of linings that might promote fire spread? Yes No N/A

7.1.3 Where ducting is provided can it be ascertained if fire dampers are provided to prevent the spread of fire through compartments to protect the means of escape? Yes No N/A

7 FIRE PROTECTION MEASURES

Electrical trunking is noted throughout the building, it is assumed that all trunking has intumescent pillows installed to prevent the travel of smoke and fire through the building. Signage seen on trunking within the ground floor lift lobby stating that intumescent pillows installed.

No ventilation ducts were identified in communal areas which would allow the spread of fire or smoke to other parts of the building. It should be confirmed however that no ducts exist inside the flats which may allow the spread of fire or smoke to other flats or other parts of the building.

It is noted that the building has refuse chute hoppers which are contained within cupboards on all upper floors within the lift lobby areas, all those found on the 8th to 13th floor are in satisfactory condition, however those from 2nd to 7th floor have a rubber seal missing from around the hopper hatch frame which is required to be replaced.

It is noted that on the 13th floor that there is ducting installed within the communal area which runs in between flats [REDACTED] and [REDACTED]. The ducting runs into the kitchen area of both flats, fire stopping is to be confirmed in place so that the products of combustion are not able to pass from one flat to another.

Within the lift lobby area from 1st to 13th floor are risers housing various items (electrical and dry riser pipework only confirmed, other risers not confirmed), most of the risers have a fire rated board covering the risers and where accessible (dry riser and central electrical riser areas only) it is confirmed that fire stopping is in place.

There is a riser running the height of the building within the lift lobby area, it is assumed that the boarding to the riser is similar to the other three Ledbury estate buildings which are similar in design and that the boarding is 60 minutes fire resistant. The following boarding are required to be secured as they are only currently secured by 2/3 screws or replaced due to the panels being cracked/chipped, these panels will allow the products of combustion to enter into the communal area: Ground floor panel to the left hand side of the electrical intake opposite the lifts. 2nd floor far right hand side (RHS) top and bottom, middle top and bottom RHS of dry riser outlet and far left hand side (LHS) top and bottom, all secured with 2/3 screws. 3rd floor top LHS panel secured with 1 screw. 4th floor middle bottom panel, chipped and not secured. 5th floor, middle bottom panel below riser access door, secured with single screw. 6th floor riser panel to RHS of dry riser outlet secured with 2 screws. 7th floor bottom middle panel cracked. 10th floor bottom LHS panel secured with a single screw. 12th floor bottom middle panel secured with 2 screws only.

It is noted that there are other riser areas which have a plywood face, two of these areas were accessible within Skenfrith House (from previous 2017 FRA) and have a fire resistant boarding behind the plywood face board and it is assumed that the fire resistant boarding and the plywood will provide 60 minutes fire resistance and it is assumed that this has also been provided to this building (1st floor left hand side, 6th floor above dry riser outlet and to the RHS and 13th floor bottom far LHS).

Images



(HSA)PHAU03681001-FRA-SITE-3-1-1-4-1-0-219.jpg

7 FIRE PROTECTION MEASURES



(HSA)PHAU03681001-FRA-SITE-3-1-1-4-1-0-172.jpg



(HSA)PHAU03681001-FRA-SITE-3-1-1-4-1-0-156.jpg

7.1.4 Comments

It is considered that the concrete slab and brick/block construction will provide the required fire separation. However this form of construction is subject to general building conditions of age, and incorrectly installed/maintained services/works that can lead to smoke or fire spread. For this standard of construction we deem this risk to be medium to low. Any riser within the building requires inspection for fire stopping between floors. These risks are continually monitored through post fire investigation and the void process. The common parts internal walls are in a good order but it was not possible to ascertain the construction of compartment walls and floors within the individual flats. LBS have an ongoing programme of type 4 surveys to meet this risk.

Internal decoration of the stairwell appeared to be emulsion paint onto a concrete surface, in some areas the paint has been rubbed down to base surface.

Access to the roof areas was not gained; LB Southwark has an ongoing programme of roof inspections.

No internal inspection of dampers/ducts and concealed spaces within the dwelling themselves has been undertaken as part of this assessment. It is recommended that these areas are periodically inspected and upgraded where required to ensure adequate fire protection and compartmentation throughout the property. Ensure that there is adequate provision to prevent the spread of fire and smoke between ducts and concealed spaces.

There is pigeon netting installed to the building, there is no requirement for pigeon netting to be fire resistant stated in current or previous building regulations. Southwark have instigated a policy where all new and replacement pest control measures will be fire retardant on all housing stock irrespective of height. All current netting will be assessed for performance in fire and a decision will be made shortly on how this is to be progressed.

7.2 Means of Escape from Fire

7.2.1 Are there adequate provisions for exits in the area assessed? Yes No N/A

7 FIRE PROTECTION MEASURES

- 7.2.2 Are exits immediately openable where necessary? Yes No N/A
- 7.2.3 Are the means for securing the exit doors appropriate? Yes No N/A
- 7.2.4 Is there suitable protection for the escape routes? This is to include any glazing. Yes No N/A

At the time of the assessment it was noted that the glass panel next to the flat entry door to flat 1 is not deemed to be fire resistant, glass panel is required to be replaced with 30 minute fire resistant glazing.

- 7.2.5 Are there any inner room scenarios? Yes No N/A
- 7.2.6 Are the escape routes free from obstructions or electrical/telecom installations likely to give rise to an obstruction in the event of a fire? Yes No N/A

It is noted that a task was raised within the previous fire risk assessment for phone/satellite cables to be suitably secured, this task is deemed to have been completed as all cables of concern were suitably secured.

- 7.2.7 Do any doors have additional security grilles or gates fitted over the means of escape that will hamper an individual in the event of a fire? Yes No N/A
- 7.2.8 Where final exit doors are fitted with electrical overrides to open will this door open in the event of an electrical failure? Yes No N/A
- 7.2.9 Do the travel distances in the common areas comply with those escape distances specified in current/previous building regulations? Yes No N/A

7.2.10 Comments

The premises is approximately 28m x 20m and 39m to the 13th floor, floor plate.

The building is deemed to comply due to the following:

1. Every flat is separated from the common escape stairway by a protected lobby area.
2. The travel distance between the flat entrance door and the door to the stairway is just over 7.5m (7.8m) and deemed acceptable as the building is 'as built'.
3. Natural ventilation is provided to the lobby area adjacent the stairway.
4. All doors to flats are upgraded FD30S SC doors with overhead self closers.
5. Door to stairwell is FD60S SC
6. AFD installed within flats and a communal fire alarm also covers the hallway of each flat.

7 FIRE PROTECTION MEASURES

7. A dry riser is installed.

It is noted that a high rise of this height (approx. 39m) would not be currently built without sprinklers, but the building is 'As Built' and is deemed to be satisfactory.

Suitable ventilation provided to the building stairwell on the 30.6.17 by the removal of the two top stairwell windows.

A defend in place escape strategy has been adopted for the building. Where this type of strategy is adopted current guidance makes the following assumptions:

1. A high degree of compartmentation which would ensure a reduced probability of fire spread beyond the residence of origin.
2. The enclosure of communal staircases to form protected staircases.
3. The enclosure of common access corridors to form protected routes.
4. Provision of smoke ventilating systems to maintain the escape routes clear of smoke.

However due to the break of compartmentation reported, a full evacuation fire strategy has been adopted a wireless fire alarm system has been installed within the building to facilitate the full evacuation fire strategy and only necessitates the requirement of two fire wardens within the building, one to raise the alarm and coordinate and one to walk around the building. Further fire wardens are available to assist evacuation of the building from the other nearby blocks.

Individual flat entrance doors all open inwards against the direction of escape. However, this is acceptable due to the nature of the premises and the low evacuation requirements.

7.3 Emergency Escape Lighting

7.3.1 Is Emergency Lighting provided and if so is there full compliance? Yes No N/A

7.3.2 Comments

No emergency lighting was installed within the building with the exception of the electrical intake cupboards. Emergency escape lighting should be installed within the common areas in line with BS5266: Pt. 1: 2016.

7.4 Fire Safety Signs and Notices

7.4.1 Is there reasonable provision for all notices? Yes No N/A

7 FIRE PROTECTION MEASURES

The following fire escape signs are required to be replaced: Down from here signs displayed within the small corridor leading to the flats to the right hand side of the building are to be replaced with a straight on from here sign (1A) on the first to 12th floor.

Replace the down from here fire exit signs installed above the doors providing access to the upper floor flats to the left hand side of the building with a 'right from here fire exit sign.

Remove the 13th floor down from here fire exit sign installed to the small corridor area leading to flats ■ and ■, as suitable signage is installed within the lift lobby area.

Replace the fire exit signs installed to the ground lift lobby final exit doors and to the stair well final exit door, with a final exit fire escape sign (9A).

The final exit from the stairs leading to outside requires a 'Fire exit keep clear' sign to be displayed on the external side of the door.

- 7.4.2 Is there suitable signage for automatic, self closing and locked fire doors? Yes No N/A

Suitable signage has been installed on all electrical intake doors and self closing doors off the stairwell, however no 'fire door keep closed' signage is installed to the doors to the bin chute hopper area within the upper floor lift lobbies and the 13th floor flat access lobby area. At the time of the assessment all doors which are required to be kept locked were locked, however no signage were on the storage area doors opposite the stairs, the ground floor electrical intakes and on the disused drying room doors. Signage should be installed for 'Fire Door Keep Locked'.

- 7.4.3 Is the fire action notice fitted in the correct area and displaying the correct information? Yes No N/A

Fire action signs which reflect the current fire evacuation strategy installed on all floors within the lift lobby areas.

Images



(HSA)PHAU03681001-FRA-SITE-3-1-1-4-1-0-159.jpg

- 7.4.4 Are the 'No Smoking' signs fitted and are there sufficient notices? Yes No N/A

There are 'No Smoking' signs installed throughout the premises.

7 FIRE PROTECTION MEASURES

Images



(HSA)PHAU03681001-FRA-SITE-3-1-1-4-1-0-208.jpg

- 7.4.5 Have 'areas of special risks' such as boiler rooms, oil transformer rooms, switchgear rooms and telecommunication rooms been appropriately signed? Yes No N/A

Appropriate electrical hazard signage in place on electrical intake doors and the riser access doors, no signage to indicate the location of the lift motor room on the 13th floor installed.

- 7.4.6 Comments

Fire escape signage is only necessary in residential buildings where the means of escape route is difficult or confusing to negotiate. In a single stair building there are usually no requirements for escape signage, however it is noted that signage is installed and is deemed satisfactory apart from where listed and a task has been raised accordingly.

Images



(HSA)PHAU03681001-FRA-SITE-3-1-1-4-1-0-218.jpg



(HSA)PHAU03681001-FRA-SITE-3-1-1-4-1-0-181.jpg

7.5 Means of Giving Warning in Case of Fire

- 7.5.1 Does the common area of the building have an automatic detection and warning fire alarm system? Yes No N/A

7 FIRE PROTECTION MEASURES

- 7.5.2 Is the extent of the detection fitted appropriate for the occupancy and fire risk? Yes No N/A
- 7.5.3 Is there the remote transmission of alarm signals to an Alarm Receiving Centre in place? Yes No N/A
- 7.5.4 Comments

Currently the building has a full evacuation fire strategy, which is facilitated by the fitting of a full wireless BS5839 Part 1 L5 fire alarm system installed within the building with a heat detector installed within individual flats entrance lobby areas and a break glass callpoint (at ground floor next to the fire alarm panel), all linked to a fire alarm panel located on the ground floor within the lift lobby area. Each flat also has an independent BS5839 Part 6 Grade D LD2 system with smoke alarms fitted within the flat and a heat detector within the kitchen. The number of fire wardens is two persons, one to remain at all times next to the fire alarm panel to call the fire brigade and liaise with the control centre located within the Ledbury Estate TRA hall, whilst the second warden carry's out a walk around of the building and assists with evacuation if required, further fire wardens are available from the other three blocks who will, if required, assist with any fire evacuation. This meets the requirements of the 'Guidance to support a temporary simultaneous evacuation strategy in a purpose-built block of flats' produced by the National Fire Chiefs Council.

Images



(HSA)PHAU03681001-FRA-SITE-3-1-1-4-1-0-240.jpg



(HSA)PHAU03681001-FRA-SITE-3-1-1-4-1-0-236.jpg



(HSA)PHAU03681001-FRA-SITE-3-1-1-4-1-0-232.jpg

7 FIRE PROTECTION MEASURES



(HSA)PHAU03681001-FRA-SITE-3-1-1-4-1-0-231.jpg



(HSA)PHAU03681001-FRA-SITE-3-1-1-4-1-0-160.jpg



(HSA)PHAU03681001-FRA-SITE-3-1-1-4-1-0-158.jpg

7.6 Smoke Ventilation Requirements

- 7.6.1 Is it considered that the premises has been provided with reasonable means of smoke ventilation in the event of a fire? Yes No N/A

Ventilation to the upper floors lift lobby areas is provided via metal mesh areas next to the secured flats access doors which are 30cm x 1m and 30cm x 39 cm in size (0.83sqm in total when both door sets are added together), which are provided to each of the 2 sets of doors on each floor. The lift lobby area should be provided with at least 1.5sqm of ventilation area as provided within the flat access corridors, ventilation panels next to doors to be upgraded and additional ventilation space provided.

- 7.6.2 Is the building ventilated naturally? Yes No N/A

- 7.6.3 If permanently ventilated in the common area is there sufficient free area? Yes No N/A

- 7.6.4 If permanently ventilated in the stair is there sufficient free area? Yes No N/A

- 7.6.5 Are vents/openings obstructed in any location where they are required? Yes No N/A

Ground floor entrance/lift lobby ventilation area is covered over with cardboard and is required to be unblocked.

7 FIRE PROTECTION MEASURES

- 7.6.6 Is the building ventilated naturally by AOV's, shutters or doors? Yes No N/A
- 7.6.7 Are detectors that operate AOV's, shutters and vents silent operating? Yes No N/A
- 7.6.8 Is the building ventilated by a mechanical smoke extraction system? Yes No N/A
- 7.6.9 Comments

The flat access lobby area has two restricted openable windows and permanent open vents which are 13cm x 190cm on either side of the lobby area and is reflected within each flat access lobby area.

The ground floor lift lobby area is ventilated via two metal louvered vents located on external walls and measure 90cm x 2m each in size. The stairwell is ventilated at the top floor by the removal of two windows providing more than 1sqm of ventilation required.

The refuse hopper cupboards located off each lift lobby area has permanent open vents within. However it is noted that the vents within the cupboards do not provide the required 0.2sqm of ventilation space. All refuse hopper cupboard doors, at the time of the assessment were found to be in good condition and are deemed to be notional FD30SC doors, all refuse hoppers are relatively new conforming to BS1703 and should therefore provide a minimum of 30 minutes fire resistance and it is assumed that the amount of ventilation provided (actual ventilation provided is 0. 1sqm) was deemed to be satisfactory at the time the building was constructed. It is noted that some refuse hoppers are missing refuse hopper smoke seals, task raised accordingly to replace smoke seals.

The two windows at the top of the stairwell have been removed and suitable ventilation is provided to the stairs, floors 1-12 have windows with trickle vents and the handles have been removed. The staircase has more than the minimum of 1sqm of ventilation so that there is no build up of smoke within the stairs so that it is always usable as a means of escape.

Images



(HSA)PHAU03681001-FRA-SITE-3-1-1-4-1-0-215.jpg



(HSA)PHAU03681001-FRA-SITE-3-1-1-4-1-0-214.jpg

7 FIRE PROTECTION MEASURES




(HSA)PHAU03681001-FRA-SITE-3-1-1-4-1-0-203.jpg



(HSA)PHAU03681001-FRA-SITE-3-1-1-4-1-0-188.jpg



(HSA)PHAU03681001-FRA-SITE-3-1-1-4-1-0-179.jpg



(HSA)PHAU03681001-FRA-SITE-3-1-1-4-1-0-178.jpg



(HSA)PHAU03681001-FRA-SITE-3-1-1-4-1-0-166.jpg

7.7 Fire Brigade Access and Facilities

7 FIRE PROTECTION MEASURES

- 7.7.1 Is there suitable access for fire appliances with adequate provision for a turning circle, hammerhead or other point a vehicle can turn if required? Yes No N/A
- 7.7.2 Are there any obstructions in the form of a gate, bollards or removable posts that may hinder appliance access? Yes No N/A
- 7.7.3 Is the building fitted with either a wet or dry rising main? Yes No N/A

Dry riser installed to the face of the building next to the stairwell final exit door, secured with a FB padlock and last serviced 9/18.

Images



(HSA)PHAU03681001-FRA-SITE-3-1-1-4-1-0-187.jpg



(HSA)PHAU03681001-FRA-SITE-3-1-1-4-1-0-186.jpg



(HSA)PHAU03681001-FRA-SITE-3-1-1-4-1-0-140.jpg



(HSA)PHAU03681001-FRA-SITE-3-1-1-4-1-0-139.jpg

7 FIRE PROTECTION MEASURES



(HSA)PHAU03681001-FRA-SITE-3-1-1-4-1-0-138.jpg

- 7.7.4 Is the hose distance to the riser or dwelling acceptable? Yes No N/A
- 7.7.5 Does the front entry door have a firefighter's override? Yes No N/A
- 7.7.6 Is the current access provision suitable and sufficient for firefighters? Is there an inappropriate level of security before entry is made into an affected dwelling by Firefighters? Yes No N/A
- 7.7.7 Where locked do all firefighting facilities have FB locks? Yes No N/A
- At the time of the assessment it was noted that the padlock is missing for the ground floor dry riser inlet and is required to be replaced.
- 7.7.8 Are firefighting lifts installed? Yes No N/A
- 7.7.9 Do the lifts in the area inspected have firefighting overrides? Yes No N/A

Images



(HSA)PHAU03681001-FRA-SITE-3-1-1-4-1-0-149.jpg

- 7.7.10 Where fitted are all wet/dry riser outlets and inlets accessible? Yes No N/A
- 7.7.11 Is there suitable signage for firefighting facilities that would allow for effective use during firefighting operations? Yes No N/A
- 7.7.12 Where panels are fitted for smoke ventilation and fire alarm systems-have zonal charts been sited in a prominent position which have easy to follow instructions and are accurate? Yes No N/A

There is a fire alarm zonal map installed next to the fire alarm panel.

7 FIRE PROTECTION MEASURES

Images




(HSA)PHAU03681001-FRA-SITE-3-1-1-4-1-0-160.jpg

- 7.7.13 Does the building signage give correct directions to dwellings in an emergency? Yes No N/A

Flat locations are given within the ground floor entrance lobby and on each upper floor stairwell landing area and lift lobby area.

Images



(HSA)PHAU03681001-FRA-SITE-3-1-1-4-1-0-169.jpg



(HSA)PHAU03681001-FRA-SITE-3-1-1-4-1-0-149001.jpg

- 7.7.14 Where fitted does the Premises Information Box contain the correct and relevant information? Yes No N/A

The premises information box provides the following details: Signing in sheets, list of occupied flats, details of vulnerable residents, information to be carried by wardens, emergency contact numbers, floor plan, information regarding the temporary boiler, information about warden roles and control centre roles and spare fire action notices.

7 FIRE PROTECTION MEASURES

Images



(HSA)PHAU03681001-FRA-SITE-3-1-1-4-1-0-163.jpg



(HSA)PHAU03681001-FRA-SITE-3-1-1-4-1-0-161.jpg



(HSA)PHAU03681001-FRA-SITE-3-1-1-4-1-0-158.jpg

7.7.15 Comments

This is a large block of flats with an uncomplicated layout. A hydrant is available outside Skenfrith House in Commercial Way and outside [REDACTED] Commercial Way, with suitable fire appliance parking available within Commercial Way/Bird In Bush Rd. A dry riser is installed to the building serving all but the ground floor.

Images



(HSA)PHAU03681001-FRA-SITE-3-1-1-4-1-0-133.jpg

7 FIRE PROTECTION MEASURES



(HSA)PHAU03681001-FRA-SITE-3-1-1-4-1-0-132.jpg

7.8 Fire Doors

7.8.1 Are all dwelling front entry doors and hardware (where required) compliant with certification carried out to BS476-22/BS EN 1634-1 or of a suitable notional value? (Consider seals and strips) Yes No N/A

7.8.2 Are all cross corridor, stair and lobby doors certified to a test regime under BS476-22 or BS EN 1634-1 or of a suitable notional value? Yes No N/A

The doors from the stairs leading to the lift lobby areas are FD30S SC doors, however the stairs are a fire fighting shaft and the doors should be a minimum of FD60S SC as per Approved Document B diagram 52. All doors off the stairwell leading to flat accommodation is to be replaced with FD60S SC doors accordingly.

Noted that the 11th storey stairwell door has a metal plate covering where missing viewing panel should be and the 13th storey stairwell to flat accommodation door has plastic viewing panels, however task has been raised to replace the door entirely.

7.8.3 Are all electrical intake/boiler/utility service room doors suitably fire resistant as tested under the BS476-22 or BS EN 1634-1 regime or of a suitable notional value? Yes No N/A

The 12th floor store room door to the left hand side of the lifts is not fire resistant due to the gap inbetween the door and the door frame, this door should be changed for a FD30S SC door, however it is noted that there is no storage within this room and the door is kept locked.

The electrical intake opposite [REDACTED] is a metal door which is not deemed to be fire resistant due to the gap between the door frame and the door and should be replaced with a FD60S SC door. The electrical intake door opposite the ground floor lift is a wooden door and is deemed to be a notional FD30 door, this door should be replaced with a FD60S SC door.

The Ryefield box riser access doors located in the lift lobby areas have MDF door stops at the top of the door frame which are not suitably fire resistant or they are missing, all are required to be replaced in the following locations: 1st, 3rd, 5th, 7th, 9th, 11th & 13th floors.

The Ryefield riser access cupboards located within the odd numbered upper floor lift lobby area are only notional FD30S doors, these doors should be upgraded to FD60S doors as is required within protected lobbies within buildings over 30m in height.

No access could be gained to the electrical intake cupboard located opposite the lift, locks to be changed so that the area can readily be accessed by council staff.

7 FIRE PROTECTION MEASURES

- 7.8.4 Are all ancillary doors (in escape routes) suitably fire resistant as tested against BS476-22/BS EN 1634-1 or of suitable notional value? Yes No N/A

The storeroom door on the 4th floor has been partially drilled within the centre of the door and is required to be repaired so that the fire resistant integrity of the door is not compromised, and still affords 30 minutes fire resistance.

It is noted that the following doors could not be opened: 1st floor drying room, 2nd floor store & drying room, 3rd floor store, 4th floor store & drying room 5th floor store & drying room, 6th floor store & drying room, 7th floor drying room, 8th floor store & drying room, 9th floor store & drying room, 10th floor store & drying room, 11th floor store & drying room and the 12th floor drying room. These areas could not be checked due to no key available to fit locks. Locks to be changed so that these areas can be examined accordingly.

- 7.8.5 Are all doors leading to rubbish areas or bin chutes where they are in the escape routes suitably tested to BS476-22/BS EN 1634-1 regime or of a suitable notional value? Yes No N/A

The doors to the lift lobby rubbish chute are notional FD30 doors, these should be upgraded at the next major refurbishment to a FD30S door.

The 13th floor bin chute hopper door is not fully closing as the door catches on the top edge of the door frame and is required to be repaired.

- 7.8.6 Do all fire doors have self closing devices compliant with BS EN 1154? Where not applicable are fire doors kept locked shut? Yes No N/A

The flat entry door to [REDACTED] was checked at the time of the assessment and is deemed to be a notional FD30 door with a single Perko style self closer installed. It is deemed that the door self closer does not comply with BS EN 1154. All other doors (apart from [REDACTED]) are of a similar design and it is assumed that all flat entry doors have a non-compliant door self closer installed. A door self closer which complies with BS EN 1154 is required to be installed to protect the buildings means of escape and door closers which comply with BS EN 1154 are required to be installed.

The flat entry door to [REDACTED] was checked at the time of the assessment and a FD30S SC door is installed with an overhead self closer.

Images



(HSA)PHAU03681001-FRA-SITE-3-1-1-4-1-0-233.jpg

7 FIRE PROTECTION MEASURES



(HSA)PHAU03681001-FRA-SITE-3-1-1-4-1-0-229.jpg



(HSA)PHAU03681001-FRA-SITE-3-1-1-4-1-0-228.jpg



(HSA)PHAU03681001-FRA-SITE-3-1-1-4-1-0-227.jpg

7.8.7 Are any fire doors surveyed at this site constructed of anything else other than wood? Yes No N/A

Metal doors to the electrical intake, storeroom, lift motor room access door and the 13th floor drying room providing access to the roof area.

Images



(HSA)PHAU03681001-FRA-SITE-3-1-1-4-1-0-222.jpg

7 FIRE PROTECTION MEASURES



(HSA)PHAU03681001-FRA-SITE-3-1-1-4-1-0-216.jpg



(HSA)PHAU03681001-FRA-SITE-3-1-1-4-1-0-150.jpg

- | | | | | |
|--------|---|---|-----------------------------|---|
| 7.8.8 | Do doors on the means of escape open in the direction of escape where necessary? | Yes <input checked="" type="checkbox"/> | No <input type="checkbox"/> | N/A <input type="checkbox"/> |
| 7.8.9 | Are doors on the means of escape fitted with appropriate panic bolts or latches where required? | Yes <input checked="" type="checkbox"/> | No <input type="checkbox"/> | N/A <input type="checkbox"/> |
| 7.8.10 | Where applicable are doors appropriate for use by disabled individuals? | Yes <input type="checkbox"/> | No <input type="checkbox"/> | N/A <input checked="" type="checkbox"/> |
| 7.8.11 | Where applicable does the door have a vision panel fitted? | Yes <input checked="" type="checkbox"/> | No <input type="checkbox"/> | N/A <input type="checkbox"/> |

7.8.12 Comments

All doors sample [REDACTED] were either of notional standard or met current standards. Tasks have been raised for all other doors which are not deemed to be suitable e.g. stairwell doors.

7.9 External Wall Finish

- | | | | | |
|-------|--|---|--|------------------------------|
| 7.9.1 | Is this building over 18 metres in height? | Yes <input checked="" type="checkbox"/> | No <input type="checkbox"/> | N/A <input type="checkbox"/> |
| 7.9.2 | Does this building have an external cladding system which overlays the original structure? | Yes <input type="checkbox"/> | No <input checked="" type="checkbox"/> | N/A <input type="checkbox"/> |
| 7.9.3 | Does the building's exterior wall contain infill panels? | Yes <input checked="" type="checkbox"/> | No <input type="checkbox"/> | N/A <input type="checkbox"/> |
| 7.9.4 | Comments | | | |

7 FIRE PROTECTION MEASURES

At the time of the assessment it was noted that infill panels are installed within the flat corridor access area.

All buildings at the time of construction and/or alteration the external walls would have complied with the building regulations at the time. Southwark Council has an assessment process in place that will ensure the external fabric of a block is compliant to the current building regulations. This assessment not only includes the external finish of the wall but the materials used for insulation and fire breaks and how these materials are fixed to the building.

All panels are being examined as part of a process. This includes any that form part of the external fascia and those on escape routes with a single direction of escape. Where found to be deficient or the fire rating cannot be ascertained they will be replaced as part of the Major Works programme.

Images



(HSA)PHAU03681001-FRA-SITE-3-1-1-4-1-0-179.jpg



(HSA)PHAU03681001-FRA-SITE-3-1-1-4-1-0-177.jpg

8 MANAGEMENT OF FIRE SAFETY

8.1 Procedures and Arrangements

- | | | | | |
|-------|---|---|-----------------------------|------------------------------|
| 8.1.1 | Are procedures in the event of fire appropriate and properly documented? | Yes <input checked="" type="checkbox"/> | No <input type="checkbox"/> | N/A <input type="checkbox"/> |
| 8.1.2 | Have staff and relevant individuals been given appropriate fire safety training? | Yes <input checked="" type="checkbox"/> | No <input type="checkbox"/> | N/A <input type="checkbox"/> |
| 8.1.3 | Are checks carried out by staff on fire safety systems where appropriate and logged? | Yes <input checked="" type="checkbox"/> | No <input type="checkbox"/> | N/A <input type="checkbox"/> |
| 8.1.4 | Are external stairs and in particular those devised as a means of escape regularly inspected, maintained and appropriate for use in all weathers? | Yes <input checked="" type="checkbox"/> | No <input type="checkbox"/> | N/A <input type="checkbox"/> |

N/A

8.1.5 Comments

The fire evacuation policy for this building is; full evacuation, if in the flat of fire origin, alert everyone within the flat and leave the building, alerting persons whilst on your way out of the building and the fire wardens, once outside call the fire brigade.

If the fire alarm sounds leave the premises immediately walking carefully down the stairs and report to the RSVP which for this premises is Ledbury Play Area, Pencraig Way.

It is understood that tenants are provided with a planned evacuation policy in the tenant's information pack which are given to them on tenancy sign up. Additionally fire action notices displayed throughout the building forms a crucial part of the evacuation policy.

It is expected that the person discovering the fire will summon the fire service by telephone. Details of how to summon the fire service are contained within the tenants pack and on fire action notices.

Council Staff that frequently visit the building are given regular fire safety training. This training clearly informs them what to do in the event of fire. Employees from other organisations are expected to have regular training on carrying out an evacuation in the event of an emergency. The training records are submitted to the council before these persons are allowed to visit council property.

Southwark carry out a strict regime of inspection, testing, repair and maintenance of all building services and systems in accordance with the relevant statutory regulations. Records relevant to testing & maintenance are available for inspection at the council's offices but not on site as it is not practicable to store them.

Action Plan

Issue No: 6.7.1.1

Priority LOW
Location
Floor
Question Is the standard of housekeeping adequate?
Issue There is an armchair stored within the 4th floor lift lobby area which is required to be removed.
Action Remove the armchair stored within the 4th floor lift lobby area, x1 in total.
Status Outstanding
Target Date 06/12/2019

Images



(HSA)PHAU03681001-FRA-SITE-3-1-1-4-1-0-192.jpg

Issue No: 7.1.3.1

Priority MEDIUM
Location
Floor
Question Where ducting is provided can it be ascertained if fire dampers are provided to prevent the spread of fire through compartments to protect the means of escape?
Issue Rubber seal is missing from around the refuse hopper seating frame and is required to be replaced for the refuse hoppers on the 2nd to 7th floor.
Action Replace the missing rubber smoke seal to the refuse hopper seating frame to the 2nd to 7th floor refuse hoppers, x6 refuse hoppers in total.
Status Outstanding
Target Date 07/03/2019

Images



(HSA)PHAU03681001-FRA-SITE-3-1-1-4-1-0-175.jpg

Issue No: 7.1.3.2

Priority MEDIUM
Location
Floor
Question Where ducting is provided can it be ascertained if fire dampers are provided to prevent the spread of fire through compartments to protect the means of escape?
Issue Riser panels within the lift lobby area are either required to be secured due to a lack of screws in place or replaced due to being chipped or cracked.

Action

Replace or secure the following riser panels which are either required to be secured due to a lack of screws in place or replaced due to being chipped or cracked: Ground floor chipped panel to the left hand side of the electrical intake opposite the lifts. 2nd floor far right hand side (RHS) top and bottom, middle top and bottom RHS of dry riser outlet and far left hand side (LHS) top and bottom, all secured with 2/3 screws. 3rd floor top LHS panel secured with 1 screw. 4th floor middle bottom panel, chipped and not secured. 5th floor, middle bottom panel below riser access door, secured with single screw. 6th floor riser panel to RHS of dry riser outlet secured with 2 screws. 7th floor bottom middle panel cracked. 10th floor bottom LHS panel secured with a single screw. 12th floor bottom middle panel secured with 2 screws only, x10 panels in total.

Status

Outstanding

Target Date

07/03/2019

Images



(HSA)PHAU03681001-FRA-SITE-3-1-1-4-1-0-205.jpg



(HSA)PHAU03681001-FRA-SITE-3-1-1-4-1-0-197.jpg



(HSA)PHAU03681001-FRA-SITE-3-1-1-4-1-0-196.jpg



(HSA)PHAU03681001-FRA-SITE-3-1-1-4-1-0-195.jpg

Issue No: 7.1.3.3

Priority MEDIUM

Location

Floor

Question Where ducting is provided can it be ascertained if fire dampers are provided to prevent the spread of fire through compartments to protect the means of escape?

Issue Ducting installed within the communal area ceiling which leads into flats [REDACTED] and [REDACTED].

Action Ensure the ducting installed within the communal area inbetween flats [REDACTED] and [REDACTED] has suitable fire stopping in place to ensure that the products of combustion does not pass inbetween flats.

Status Outstanding

Target Date 17/03/2019

Issue No: 7.2.4.1

Priority MEDIUM

Location

Floor

Question Is there suitable protection for the escape routes? This is to include any glazing.

Issue Glass panel next to the flat entry door to [REDACTED] is not deemed to be fire resistant, glass panel is required to be replaced with 30 minute fire resistant glazing.

Action Replace the top glass panel next to the flat entry door to [REDACTED] with glazing which is 30 minutes fire resistant, x1 panel in total.

Status Outstanding

Target Date 07/03/2019

Images



(HSA)PHAU03681001-FRA-SITE-3-1-1-4-1-0-165.jpg

Issue No: 7.4.1.1

Priority LOW

Location

Floor

Question Is there reasonable provision for all notices?

Issue The fire escape signs installed within the small corridors leading to the flats to the right hand side of the building are required to be replaced.

Action Replace the 'down from here fire escape signs installed within the small corridors leading to the flats to the right hand side of the building (when looking from the front of the building) with a straight on from here sign (1A) on the 1st to 12th floor, x12 signs in total.

Status Outstanding

Target Date 07/12/2019

Images



(HSA)PHAU03681001-FRA-SITE-3-1-1-4-1-0-76.jpg



X-Fire exit signage 2018009.jpg

Issue No: 7.4.1.2

Priority	LOW
Location	
Floor	
Question	Is there reasonable provision for all notices?
Issue	Fire exit signs installed to final exit doors are required to be replaced.
Action	Replace the fire exit signs installed to the ground lift lobby final exit doors and to the stair well final exit door, with a final exit fire escape sign (9A), x3 wood doors in total.
Status	Outstanding
Target Date	07/12/2019
Images	



(HSA)PHAU03681001-FRA-SITE-3-1-1-4-1-0-167.jpg



(HSA)PHAU03681001-FRA-SITE-3-1-1-4-1-0-148.jpg



(HSA)PHAU03681001-FRA-SITE-3-1-1-4-1-0-147.jpg

Issue No: 7.4.1.3

Priority LOW
Location
Floor
Question Is there reasonable provision for all notices?
Issue Fire exit sign in small access corridor leading to flats [REDACTED] is required to be removed.
Action Remove the 13th floor down from here fire exit sign installed to the down stand (flat side) in the small corridor area leading to flats [REDACTED], as suitable signage is installed within the lift lobby area.
Status Outstanding
Target Date 07/12/2019

Images



(HSA)PHAU03681001-FRA-SITE-3-1-1-4-1-0-225.jpg

Issue No: 7.4.1.4

Priority LOW
Location
Floor
Question Is there reasonable provision for all notices?
Issue Replace the fire exit signs installed above the small corridor providing access to the flats to the left of the building (flat side of door).
Action Replace the down from here fire exit signs installed above the doors, to the flat side, providing access to the upper floor flats to the left hand side of the building (when looking from the front of building) with a 'right from here fire exit sign (3A), x13 in total.
Status Outstanding
Target Date 07/12/2019

Images



(HSA)PHAU03681001-FRA-SITE-3-1-1-4-1-0-207.jpg

Issue No: 7.4.1.5

Priority LOW
Location
Floor
Question Is there reasonable provision for all notices?
Issue Final exit stairwell door requires a 'fire exit keep clear' sign to be displayed.
Action Display a 'Fire Exit Keep Clear' sign on the external side of the stairwell final exit door located to the right hand side of the front main entrance door, x1 in total.
Status Outstanding
Target Date 07/12/2019

Images



(HSA)PHAU03681001-FRA-SITE-3-1-1-4-1-0-136.jpg

Issue No: 7.4.2.1

Priority	LOW
Location	
Floor	
Question	Is there suitable signage for automatic, self closing and locked fire doors?
Issue	No 'Fire Door Keep Closed' signs on the following doors: on the self closing doors to the refuse hopper cupboard on the 1st to 13th floors x13 in total.
Action	Install 'Fire Door Keep Closed' signs on the following doors: on the self closing doors to the refuse hopper cupboard on the 1st to 13th floors x13 in total.
Status	Outstanding
Target Date	07/12/2019
Comments	Identified in previous FRA Ref APEX-HSI-1002617. In Major Works programme.

Images



(HSA)PHAU03681001-FRA-SITE-3-1-1-4-1-0-174.jpg

Issue No: 7.4.2.2

Priority	LOW
Location	
Floor	
Question	Is there suitable signage for automatic, self closing and locked fire doors?
Issue	No 'Fire Door Keep Locked' sign to the following: to the two electrical intake cupboards within the ground floor entrance lobby area and to the store cupboards to the left hand side of the lift on floors 1-11, to the unused drying rooms floors 1-13.
Action	Provide a 'Fire Door Keep Locked' sign to the following: to the two electrical intake cupboards within the ground floor entrance lobby area (one metal and one wooden door), to the store cupboards to the left hand side of the lift on floors 1-11 and to the unused drying rooms on floors 1-13, x26 in total. Note the drying room door on the 13th floor is metal all other doors are wood.
Status	Outstanding
Target Date	07/12/2019
Comments	Identified in previous FRA Ref APEX-HSI-1002618. In Major Works programme.

Images



(HSA)PHAU03681001-FRA-SITE-3-1-1-4-1-0-155.jpg



(HSA)PHAU03681001-FRA-SITE-3-1-1-4-1-0-150.jpg



(HSA)PHAU03681001-FRA-SITE-3-1-1-4-1-0-212.jpg



(HSA)PHAU03681001-FRA-SITE-3-1-1-4-1-0-198.jpg



(HSA)PHAU03681001-FRA-SITE-3-1-1-4-1-0-190.jpg

Issue No: 7.4.5.1

Priority LOW
Location
Floor

Question Have 'areas of special risks' such as boiler rooms, oil transformer rooms, switchgear rooms and telecommunication rooms been appropriately signed?

Issue No signage on the 13th floor to indicate the location of the lift motor room.

Action Signage required on the metal door on the 13th floor to indicate the location of the lift motor room.

Status Outstanding

Target Date 07/12/2019

Comments Identified in previous FRA Ref APEX-HSI-1002620. In programme of work.

Images



(HSA)PHAU03681001-FRA-SITE-3-1-1-4-1-0-216.jpg

Issue No: 7.6.1.1

Priority LOW

Location

Floor

Question Is it considered that the premises has been provided with reasonable means of smoke ventilation in the event of a fire?

Issue Lift lobby areas on the upper floors do not have suitable ventilation provided next to the secured flat access doors, ventilation provided around and below the key fob/intercom panel.

Action Increase the area of ventilation next to each secured flat access doors on floors 1st to 12th, so that each floor ventilation areas when combined provide at least 1.5sqm of ventilation area.

Status Outstanding

Target Date 07/12/2019

Comments Identified in previous FRA Ref APEX-HSI-1002622. In Major Works programme.

Images



(HSA)PHAU03681001-FRA-SITE-3-1-1-4-1-0-206.jpg



(HSA)PHAU03681001-FRA-SITE-3-1-1-4-1-0-182.jpg



(HSA)PHAU03681001-FRA-SITE-3-1-1-4-1-0-181001.jpg

Issue No: 7.6.5.1

Priority HIGH

Location

Floor

Question Are vents/openings obstructed in any location where they are required?

Issue Ground floor entrance/lift lobby ventilation area is covered over with cardboard and is required to be unblocked.

Action Remove the cardboard covering the entrance/lift lobby ventilation area, located to the left hand side of the lift, next to the electrical intake room, x1 area in total.

Status Outstanding

Target Date 06/01/2019

Images



(HSA)PHAU03681001-FRA-SITE-3-1-1-4-1-0-146.jpg

Issue No: 7.7.7.1

Priority MEDIUM

Location

Floor

Question Where locked do all firefighting facilities have FB locks?

Issue Padlock is missing for the ground floor dry riser inlet and is required to be replaced.

Action Replace the missing padlock required for the dry riser inlet located externally on the ground floor front of building, padlock required is a FB padlock so that it can be accessed by the fire brigade.

Status Resolved

Target Date 07/03/2019

Images



(HSA)PHAU03681001-FRA-SITE-3-1-1-4-1-0-138.jpg

Issue No: 7.8.2.1

Priority	MEDIUM
Location	
Floor	
Question	Are all cross corridor, stair and lobby doors certified to a test regime under BS476-22 or BS EN 1634-1 or of a suitable notional value?
Issue	All doors off the stairwell leading to flat accommodation are FD30S SC only and are required to be replaced with FD60S SC doors.
Action	Replace all doors off the stairwell leading to flat accommodation with FD60S SC doors, x14 in total.
Status	Outstanding
Target Date	07/03/2019
Comments	Identified in previous FRA Ref APEX-HSI-1002625. In Major Works programme.

Images



(HSA)PHAU03681001-FRA-SITE-3-1-1-4-1-0-226.jpg



(HSA)PHAU03681001-FRA-SITE-3-1-1-4-1-0-168.jpg

Issue No: 7.8.3.1

Priority	MEDIUM
Location	
Floor	
Question	Are all electrical intake/boiler/utility service room doors suitably fire resistant as tested under the BS476-22 or BS EN 1634-1 regime or of a suitable notional value?
Issue	Metal double storeroom door on the 12th floor to the left hand side of the lifts is not suitably fire resistant and should be replaced with a FD30S SC door.
Action	Replace the metal double set of storeroom doors located on the 12th floor with a door set of FD30S SC, x1 door in total.
Status	Outstanding
Target Date	07/03/2019
Comments	Identified in previous FRA Ref APEX-HSI-1002629. In Major Works programme.

Images



(HSA)PHAU03681001-FRA-SITE-3-1-1-4-1-0-212.jpg



(HSA)PHAU03681001-FRA-SITE-3-1-1-4-1-0-211.jpg

Issue No: 7.8.3.2

Priority	LOW
Location	
Floor	
Question	Are all electrical intake/boiler/utility service room doors suitably fire resistant as tested under the BS476-22 or BS EN 1634-1 regime or of a suitable notional value?
Issue	Some of the Ryefield box risers located within the lift lobby areas have MDF door stops at the top of the door frame which are not suitably fire resistant or are missing.
Action	Replace/install door stops to the Ryefield box riser, top of door frame, replace MDF door stops and install door stops where missing, riser doors located within the lift lobby areas on the 1st, 3rd, 5th, 7th, 9th, 11th & 13th floors, x7 in total. Replace with at least 25mm thick timber and replace all MDF materials used in the Ryefield box risers for materials which will provide 60 minutes fire resistance.
Status	Outstanding
Target Date	07/12/2019
Comments	Identified in previous FRA Ref APEX-HSI-1018660. In Major Works programme.

Images



(HSA)PHAU03681001-FRA-SITE-3-1-1-4-1-0-209.jpg



(HSA)PHAU03681001-FRA-SITE-3-1-1-4-1-0-199.jpg



(HSA)PHAU03681001-FRA-SITE-3-1-1-4-1-0-184.jpg



(HSA)PHAU03681001-FRA-SITE-3-1-1-4-1-0-171.jpg

Issue No: 7.8.3.3

Priority	MEDIUM
Location	
Floor	
Question	Are all electrical intake/boiler/utility service room doors suitably fire resistant as tested under the BS476-22 or BS EN 1634-1 regime or of a suitable notional value?
Issue	Ryefield riser access doors on odd numbered floors 1-13 are all notional FD30S, and are required to be upgraded to FD60S doors.
Action	Upgrade the riser access doors located on all odd floors inbetween 1st -13th. Doors to be upgraded to FD60S doors, x6 in total. This can be achieved by placing fire resistant boarding to the rear of the door as carried out in Bromyard House.
Status	Outstanding
Target Date	07/03/2019
Comments	Identified in previous FRA Ref APEX-HSI-1018661. In Major Works programme.

Images



(HSA)PHAU03681001-FRA-SITE-3-1-1-4-1-0-199001.jpg



(HSA)PHAU03681001-FRA-SITE-3-1-1-4-1-0-184001.jpg

Issue No: 7.8.3.4

Priority	MEDIUM
Location	
Floor	
Question	Are all electrical intake/boiler/utility service room doors suitably fire resistant as tested under the BS476-22 or BS EN 1634-1 regime or of a suitable notional value?
Issue	The doors to the electrical intakes within the ground floor entrance lobby are to be replaced with FD60S SC doors.
Action	Replace the currently installed doors to the two ground floor electrical intake cupboards located opposite [REDACTED] and opposite the lifts, for FD60S SC doors, x2 in total.
Status	Outstanding
Target Date	07/03/2019
Comments	Identified in previous FRA Ref APEX-HSI-1002626. In Major Works programme.

Images



(HSA)PHAU03681001-FRA-SITE-3-1-1-4-1-0-155.jpg



(HSA)PHAU03681001-FRA-SITE-3-1-1-4-1-0-150.jpg

Issue No: 7.8.3.5

Priority	MEDIUM
Location	
Floor	
Question	Are all electrical intake/boiler/utility service room doors suitably fire resistant as tested under the BS476-22 or BS EN 1634-1 regime or of a suitable notional value?

Issue No access could be gained to the electrical intake cupboard located opposite the lift, locks to be changed so that the area can readily be accessed by council staff.
Action Change the door lock to the electrical intake cupboard located opposite the lifts for a lock that can easily be accessed by council staff.
Status Outstanding
Target Date 07/03/2019

Images



(HSA)PHAU03681001-FRA-SITE-3-1-1-4-1-0-155.jpg

Issue No: 7.8.4.1

Priority MEDIUM

Location

Floor

Question Are all ancillary doors (in escape routes) suitably fire resistant as tested against BS476-22/BS EN 1634-1 or of suitable notional value?

Issue The storeroom door on the 4th floor has been partially drilled within the centre of the door and is required to be repaired so that the fire resistant integrity of the door is not compromised, and still affords 30 minutes fire resistance.

Action Repair the 4th floor storeroom door located opposite the stairwell door within the lift lobby area. The door has been partially drilled in a central location therefore compromising the fire resistance integrity of the door, door to be repaired to provide 30 minutes fire resistance.

Status Outstanding

Target Date 07/03/2019

Images



(HSA)PHAU03681001-FRA-SITE-3-1-1-4-1-0-190.jpg

Issue No: 7.8.4.2

Priority LOW

Location

Floor

Question Are all ancillary doors (in escape routes) suitably fire resistant as tested against BS476-22/BS EN 1634-1 or of suitable notional value?

Issue Door locks are required to be replaced to store rooms and disused drying rooms so that the areas can be checked.

Action Replace the door locks in the following locations with locks that can be readily opened by council staff: 1st floor drying room, 2nd floor store & drying room, 3rd floor store, 4th floor store & drying room 5th floor store & drying room, 6th floor store & drying room, 7th floor drying room, 8th floor store & drying room, 9th floor store & drying room, 10th floor store & drying room, 11th floor store & drying room and the 12th floor drying room, x20 doors in total.

Status Outstanding
Target Date 07/12/2019

Images



(HSA)PHAU03681001-FRA-SITE-3-1-1-4-1-0-198.jpg



(HSA)PHAU03681001-FRA-SITE-3-1-1-4-1-0-190.jpg

Issue No: 7.8.5.1

Priority LOW

Location

Floor

Question

Are all doors leading to rubbish areas or bin chutes where they are in the escape routes suitably tested to BS476-22/BS EN 1634-1 regime or of a suitable notional value?

Issue

Doors to the lift lobby rubbish chute are to be upgraded to FD30S SC door.

Action

Upgrade the access doors to the rubbish chute area to a FD30S SC, doors located within the lift lobby area, x13 in total.

Status

Outstanding

Target Date

07/12/2019

Comments

Identified in previous FRA Ref APEX-HSI-1018719. In Major Works programme.

Images



(HSA)PHAU03681001-FRA-SITE-3-1-1-4-1-0-174.jpg

Issue No: 7.8.5.2

Priority MEDIUM

Location

Floor

Question


Are all doors leading to rubbish areas or bin chutes where they are in the escape routes suitably tested to BS476-22/BS EN 1634-1 regime or of a suitable notional value?

Issue The 13th floor bin chute hopper door is not fully closing as the door catches on the top edge of the door frame and is required to be repaired.
Action Repair the 13th floor bin room door which is not fully closing as the door catches on the edge of the door frame, door or frame to be shaved so that the door fully closes, x1 door in total.
Status Outstanding
Target Date 07/03/2019


Issue No: 7.8.6.1

Priority HIGH
Location
Floor
Question Do all fire doors have self closing devices compliant with BS EN 1154? Where not applicable are fire doors kept locked shut?
Issue Door self closers which comply with BS EN 1154 are required to be installed to flat entry doors.
Action Install door self closers which comply with BS EN 1154 to the flat entry doors, for flats [REDACTED] and [REDACTED], x55 in total.
Status Outstanding
Target Date 06/01/2019

Images



(HSA)PHAU03681001-FRA-SITE-3-1-1-4-1-0-239.jpg



(HSA)PHAU03681001-FRA-SITE-3-1-1-4-1-0-237.jpg