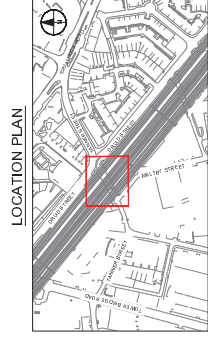


LEGEND

- Type designation K15-T1 (N15) Kerb, Colour to be silver grey, Upstand to be 100mm. To be installed on a M1 foundation.
- Existing kerbs to be retained.
- Type designation K15-T1 (L5) Kerb, Colour to be silver grey, Upstand to be 0mm. To be installed on a M1 foundation.
- Type designation K15-T1 (L5) Kerb, Colour to be silver grey, Upstand to be 0mm. To be installed on a P foundation.
- Type designation KQ-30(Q) quadrant kerb, Colour to be silver grey, Upstand to be 0mm. To be installed on a P foundation.
- Type designation K15-T1 (N15-D1) & K15-T1 (N15-D2) Kerbs, Colour to be silver grey, Upstand to vary as per foundation. To be installed on a M1 foundation.
- Carriageway Resurfacing - Refer to Standard Detail E
- Stepped Cycle Track - Refer to Standard Detail F
- Precast Concrete Flag Unbound Footway Construction - Refer to Standard Detail A
- Concrete footway reinstatement - Refer to Detail D
- Tactile Surface (Blister - uncontrolled crossing) - Refer to Standard Detail B
- Tactile Surface (L. adentransverse) - Refer to Standard Detail C
- Utility covers to be adjusted to new levels. All footway covers to be converted into recess covers.
- Take bollard from store and reinstale
- Manchester Bollard - Refer to Standard Detail G
- Manchester Bollard with sign holders - Refer to Standard Detail H
- Take Control Zone sign from store and install on new post - refer to series 1200
- Proposed cycling stand - Refer to Standard Detail I
- Existing gully to be retained
- Proposed gully - Refer to Series 500
- Proposed gully grating and frame - Refer to Series 500
- Proposed Chute Gully - Refer to Series 500
- Reinforced gully - Refer to Series 500
- Existing control box

REV	DATE	DESCRIPTION OF CHANGES	BY	CHKD	APPD
B	14/01/17	FINAL PRODUCTION DRAWING	EF	BR	AKB
A	12/01/17	FINAL DRAFT PRODUCTION DRAWING	EF	BR	AKB
		REVISION DESCRIPTION OF DETAILS	BY	CHKD	APPD

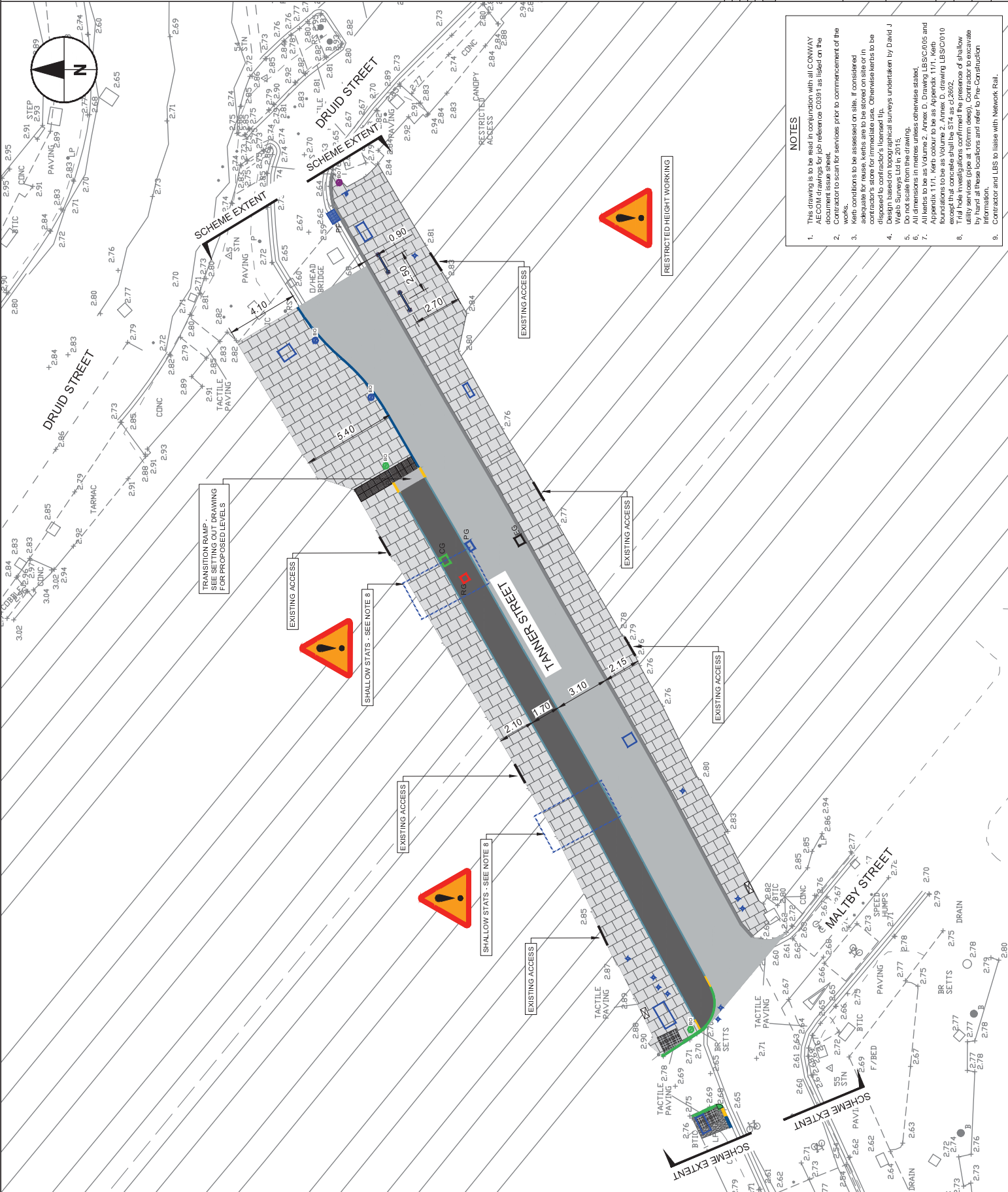


NOT TO SCALE

REV	DATE	DESCRIPTION OF CHANGES	BY	CHKD	APPD
B	14/01/17	FINAL PRODUCTION DRAWING	EF	BR	AKB
A	12/01/17	FINAL DRAFT PRODUCTION DRAWING	EF	BR	AKB
		REVISION DESCRIPTION OF DETAILS	BY	CHKD	APPD

ACOM
 Shaping Southwark's Highways
 160 TOOLEY STREET LONDON SE14 6LX

PROJECT ID: TANNER STREET DETAILED DESIGN
 TITLE: SERIES 900 & 1100 - PAVEMENT, KERBS & FOOTWAYS
 SHEET 1 OF 1
 CONTRACT NO: 60493383-C0391
 SCALE: 1:200 @ A3
 DRAWING NO: 60493383-C0391-1100-01
 DATE DRAWN: AUGUST 2017
 DATE ISSUED: 17 AUGUST 2017



- NOTES**
- This drawing is to be read in conjunction with all CONWAY AECOM drawings for job reference C0391 as listed on the document issue sheet.
 - Contractor to scan for services prior to commencement of the works.
 - Kerb conditions to be assessed on site. If considered adequate for reuse, kerbs are to be stored on site or in contractor's store for immediate use. Otherwise kerbs to be disposed to contractor's licensed tip.
 - Design based on topographical surveys undertaken by David J. All dimensions in metres unless otherwise stated.
 - All kerbs to be as Volume 2, Annex D, drawing LBS/C0106 and Appendix 1.11. Kerb colour to be as Appendix 1.11. Kerb foundations to be as Volume 2, Annex D, drawing LBS/C0106.
 - Tactile kerbs to be installed in accordance with the shallow utility services (pipe at 160mm deep). Contractor to excavate by hand at these locations and refer to Pre-Construction Information.
 - Contractor and LBS to liaise with Network Rail.

BASED UPON THE CURRENT SURVEY INFORMATION AND THE PERMISSION OF THE CONTROLLER OF HER MAJESTY'S STATUTORY INSTRUMENTS OFFICE (CROWN COPYRIGHT). ALL RIGHTS RESERVED. NO PART OF THIS DOCUMENT IS TO BE REPRODUCED OR TRANSMITTED IN ANY FORM OR BY ANY MEANS, ELECTRONIC OR MECHANICAL, INCLUDING PHOTOCOPYING, RECORDING, OR BY ANY INFORMATION STORAGE AND RETRIEVAL SYSTEM, WITHOUT EXPRESS PERMISSION IN WRITING FROM THE CONTROLLER OF HER MAJESTY'S STATUTORY INSTRUMENTS OFFICE (CROWN COPYRIGHT). ALL RIGHTS RESERVED.

- LEGEND**
- ① Road marking reference (Refer to Table 1)
 - Primrose yellow thermoplastic road markings
 - RS x New sign - Refer to Traffic Sign Schedule
 - RS x Traffic Sign Schedule
 - New Manchester Bollard with sign holder/s - Refer to Traffic Sign Schedule
 - Take Control Zone sign from above and install on new post
- NOTES**
- This drawing is to be read in conjunction with all CONWAY AECOM drawings for job reference C0391 as listed on the document issue sheet.
 - All road markings and signs are to be in accordance with the Traffic Sign Regulations and General Directions (TSRGD 2016).
 - All signs and street furniture should be set a minimum of 450mm from the left face.
 - Design based on topographical surveys undertaken by David J Webb Surveys Ltd in 2015.
 - Do not scale from the drawing.
 - All dimensions in metres unless otherwise stated.
 - Contractor and LBS to liaise with Network Rail.

160 TOOLEY STREET LONDON SE16 5LX

Shaping Southwark's Highways

ACOM Southwark Council

QUIETWAY 14 NON-GRID

TANNER STREET DETAILED DESIGN

SERIES 1200 - SIGNS & ROAD MARKINGS

SHEET 1 OF 1

CONTRACT NO: 60493383-C0391

SCALE: 1:200 @ A3

APPROVAL

DRAWING NO: 60493383-C0391-1200-01

DATE DRAWN: AUGUST 2017

DATE ISSUED: 17 AUGUST 2017

LOCATION PLAN

Not to Scale

REV	DATE	DESCRIPTION	BY	CHKD	APPD
B	14/07/17	PAVED IMPROVING/RELOCATING QUIETWAY	EF	BR	ADZ
A	12/07/17	FINAL DRAFT IMPROVING/RELOCATING QUIETWAY	EF	BR	ADZ
		REVISION DESCRIPTION DETAILS	BY	CHKD	APPD

REF NO.	DWG NO.	MARK MM	GAP (MM)	WIDTH (MM)	TYPE	COLOUR	COMMENT
1	1018.1	-	-	50	CONTINUOUS	PRIMROSE YELLOW	DOUBLE YELLOW LINES
2	1057	1215	-	750	SYMBOL	WHITE	CYCLE SYMBOL (SMALL)
3	1062	-	-	750	SYMBOL	WHITE	ROAD HUMPS SYMBOL
4	1059	1000	-	175	SYMBOL	WHITE	STRAIGHT ARROW

REMOVE LANTERN ON SIGN BRACKET (ELECTRICAL DISCONNECTION REQUIRED). RAISE EXISTING "NO ENTRY" SIGN AND INSTALL "EXCEPT CYCLES" SIGN AND SUPPLEMENTARY PLATE BENEATH "NO ENTRY" SIGN LIASION WITH LBS SOUTHWARD STREET LIGHTING REQUIRED.

REMOVE LANTERN ON SIGN BRACKET (ELECTRICAL DISCONNECTION REQUIRED). RAISE EXISTING "NO ENTRY" SIGN AND INSTALL "EXCEPT CYCLES" SIGN AND SUPPLEMENTARY PLATE BENEATH "NO ENTRY" SIGN LIASION WITH LBS SOUTHWARD STREET LIGHTING REQUIRED.

REMOVE LANTERN ON SIGN BRACKET (ELECTRICAL DISCONNECTION REQUIRED). RAISE EXISTING "NO ENTRY" SIGN AND INSTALL "EXCEPT CYCLES" SIGN AND SUPPLEMENTARY PLATE BENEATH "NO ENTRY" SIGN LIASION WITH LBS SOUTHWARD STREET LIGHTING REQUIRED.

REMOVE LANTERN ON SIGN BRACKET (ELECTRICAL DISCONNECTION REQUIRED). RAISE EXISTING "NO ENTRY" SIGN AND INSTALL "EXCEPT CYCLES" SIGN AND SUPPLEMENTARY PLATE BENEATH "NO ENTRY" SIGN LIASION WITH LBS SOUTHWARD STREET LIGHTING REQUIRED.

REMOVE LANTERN ON SIGN BRACKET (ELECTRICAL DISCONNECTION REQUIRED). RAISE EXISTING "NO ENTRY" SIGN AND INSTALL "EXCEPT CYCLES" SIGN AND SUPPLEMENTARY PLATE BENEATH "NO ENTRY" SIGN LIASION WITH LBS SOUTHWARD STREET LIGHTING REQUIRED.

REMOVE LANTERN ON SIGN BRACKET (ELECTRICAL DISCONNECTION REQUIRED). RAISE EXISTING "NO ENTRY" SIGN AND INSTALL "EXCEPT CYCLES" SIGN AND SUPPLEMENTARY PLATE BENEATH "NO ENTRY" SIGN LIASION WITH LBS SOUTHWARD STREET LIGHTING REQUIRED.

REMOVE LANTERN ON SIGN BRACKET (ELECTRICAL DISCONNECTION REQUIRED). RAISE EXISTING "NO ENTRY" SIGN AND INSTALL "EXCEPT CYCLES" SIGN AND SUPPLEMENTARY PLATE BENEATH "NO ENTRY" SIGN LIASION WITH LBS SOUTHWARD STREET LIGHTING REQUIRED.

REMOVE LANTERN ON SIGN BRACKET (ELECTRICAL DISCONNECTION REQUIRED). RAISE EXISTING "NO ENTRY" SIGN AND INSTALL "EXCEPT CYCLES" SIGN AND SUPPLEMENTARY PLATE BENEATH "NO ENTRY" SIGN LIASION WITH LBS SOUTHWARD STREET LIGHTING REQUIRED.

REMOVE LANTERN ON SIGN BRACKET (ELECTRICAL DISCONNECTION REQUIRED). RAISE EXISTING "NO ENTRY" SIGN AND INSTALL "EXCEPT CYCLES" SIGN AND SUPPLEMENTARY PLATE BENEATH "NO ENTRY" SIGN LIASION WITH LBS SOUTHWARD STREET LIGHTING REQUIRED.

REMOVE LANTERN ON SIGN BRACKET (ELECTRICAL DISCONNECTION REQUIRED). RAISE EXISTING "NO ENTRY" SIGN AND INSTALL "EXCEPT CYCLES" SIGN AND SUPPLEMENTARY PLATE BENEATH "NO ENTRY" SIGN LIASION WITH LBS SOUTHWARD STREET LIGHTING REQUIRED.

REMOVE LANTERN ON SIGN BRACKET (ELECTRICAL DISCONNECTION REQUIRED). RAISE EXISTING "NO ENTRY" SIGN AND INSTALL "EXCEPT CYCLES" SIGN AND SUPPLEMENTARY PLATE BENEATH "NO ENTRY" SIGN LIASION WITH LBS SOUTHWARD STREET LIGHTING REQUIRED.

REMOVE LANTERN ON SIGN BRACKET (ELECTRICAL DISCONNECTION REQUIRED). RAISE EXISTING "NO ENTRY" SIGN AND INSTALL "EXCEPT CYCLES" SIGN AND SUPPLEMENTARY PLATE BENEATH "NO ENTRY" SIGN LIASION WITH LBS SOUTHWARD STREET LIGHTING REQUIRED.

REMOVE LANTERN ON SIGN BRACKET (ELECTRICAL DISCONNECTION REQUIRED). RAISE EXISTING "NO ENTRY" SIGN AND INSTALL "EXCEPT CYCLES" SIGN AND SUPPLEMENTARY PLATE BENEATH "NO ENTRY" SIGN LIASION WITH LBS SOUTHWARD STREET LIGHTING REQUIRED.

REMOVE LANTERN ON SIGN BRACKET (ELECTRICAL DISCONNECTION REQUIRED). RAISE EXISTING "NO ENTRY" SIGN AND INSTALL "EXCEPT CYCLES" SIGN AND SUPPLEMENTARY PLATE BENEATH "NO ENTRY" SIGN LIASION WITH LBS SOUTHWARD STREET LIGHTING REQUIRED.

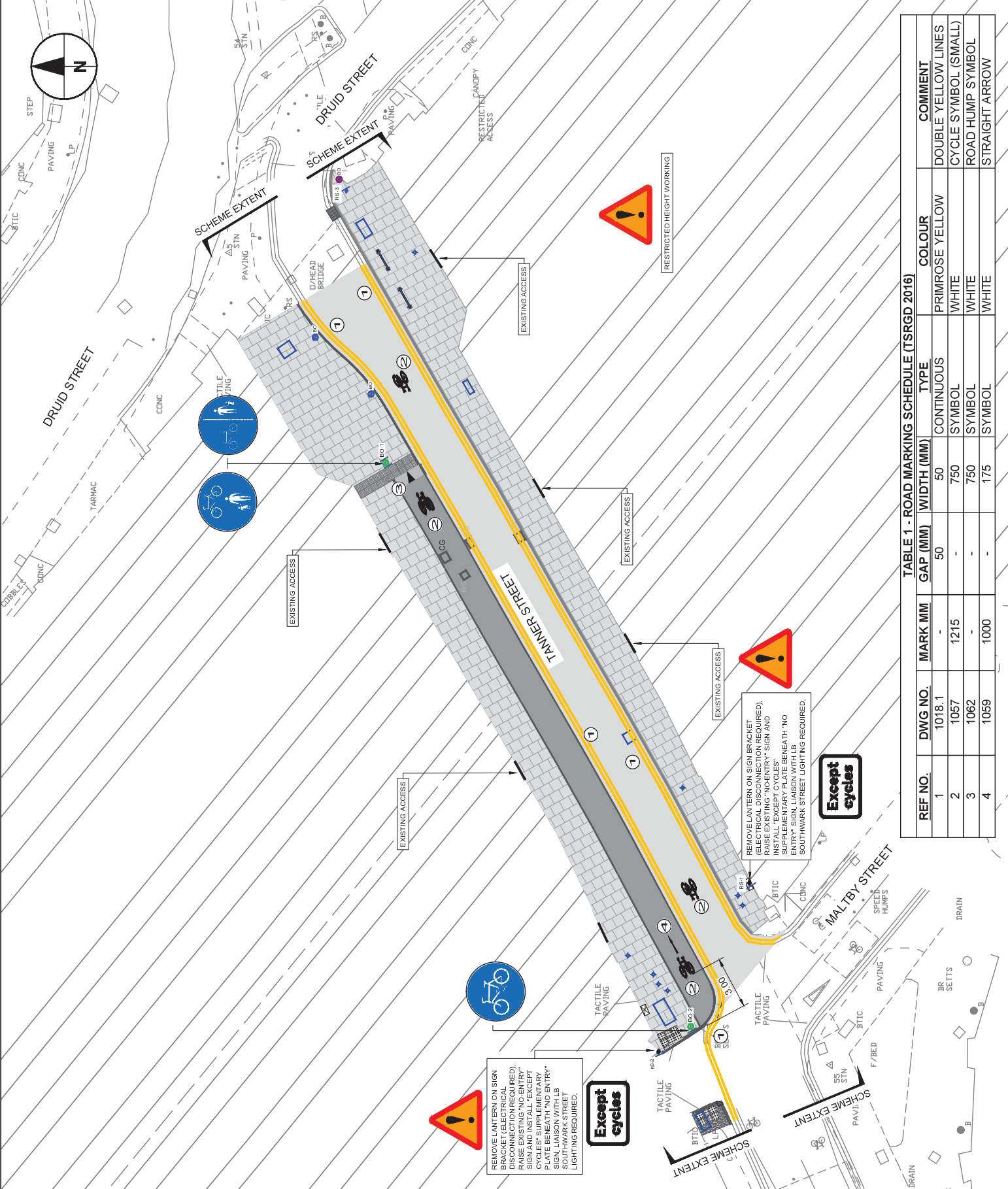
REMOVE LANTERN ON SIGN BRACKET (ELECTRICAL DISCONNECTION REQUIRED). RAISE EXISTING "NO ENTRY" SIGN AND INSTALL "EXCEPT CYCLES" SIGN AND SUPPLEMENTARY PLATE BENEATH "NO ENTRY" SIGN LIASION WITH LBS SOUTHWARD STREET LIGHTING REQUIRED.

REMOVE LANTERN ON SIGN BRACKET (ELECTRICAL DISCONNECTION REQUIRED). RAISE EXISTING "NO ENTRY" SIGN AND INSTALL "EXCEPT CYCLES" SIGN AND SUPPLEMENTARY PLATE BENEATH "NO ENTRY" SIGN LIASION WITH LBS SOUTHWARD STREET LIGHTING REQUIRED.

REMOVE LANTERN ON SIGN BRACKET (ELECTRICAL DISCONNECTION REQUIRED). RAISE EXISTING "NO ENTRY" SIGN AND INSTALL "EXCEPT CYCLES" SIGN AND SUPPLEMENTARY PLATE BENEATH "NO ENTRY" SIGN LIASION WITH LBS SOUTHWARD STREET LIGHTING REQUIRED.

REMOVE LANTERN ON SIGN BRACKET (ELECTRICAL DISCONNECTION REQUIRED). RAISE EXISTING "NO ENTRY" SIGN AND INSTALL "EXCEPT CYCLES" SIGN AND SUPPLEMENTARY PLATE BENEATH "NO ENTRY" SIGN LIASION WITH LBS SOUTHWARD STREET LIGHTING REQUIRED.

REMOVE LANTERN ON SIGN BRACKET (ELECTRICAL DISCONNECTION REQUIRED). RAISE EXISTING "NO ENTRY" SIGN AND INSTALL "EXCEPT CYCLES" SIGN AND SUPPLEMENTARY PLATE BENEATH "NO ENTRY" SIGN LIASION WITH LBS SOUTHWARD STREET LIGHTING REQUIRED.



BASED UPON THE CURRENT SURVEY AND THE PERMISSION OF THE CONTROLLER OF HER MAJESTY'S STATIONERY OFFICE (CROWN COPYRIGHT). NOTE: EXCEPT WHERE SHOWN OTHERWISE, ALL RIGHTS ARE RESERVED BY THE CONTROLLER OF HER MAJESTY'S STATIONERY OFFICE. THIS DRAWING IS THE PROPERTY OF AECOM AND IS NOT TO BE REPRODUCED OR TRANSMITTED IN ANY FORM OR BY ANY MEANS, ELECTRONIC OR MECHANICAL, INCLUDING PHOTOCOPYING, RECORDING, OR BY ANY INFORMATION STORAGE AND RETRIEVAL SYSTEM, WITHOUT THE WRITTEN PERMISSION OF AECOM.