

# Public notice

## North Peckham Estate parking zone



*The London Borough of Southwark (Housing estate roads and car parks) (No. \*) Order 202\**

1. Southwark Council hereby GIVES NOTICE that it proposes to make the above order under the powers of the Road Traffic Regulation Act 1984<sup>1</sup>.
2. The effect of the order will be:-  
NORTH PECKHAM ESTATE, to introduce the permit parking zone 'E-NP' into the estate roads and car parks fronting or adjacent to properties in Amstel Court, Blackthorne Court, Blossom Court, Danube Court, Indus Court, Leyland Court, Oak Court, Palm Court, Pear Court, Rowan Court, Shannon Court, Thames Court, Nos. 1-126 Cronin Street, Nos. 1-8 Dorton Close, Nos. 18-68 East Surrey Grove, Nos. 1-60 Garnies Close, Nos. 1-67 Pentridge Street, No. 100 Pentridge Street, Nos. 1-8 Potter Close, and Nos. 1-12 Samuel Street.  
All existing uncontrolled parking places in the estate roads and car parks of North Peckham Estate will be designated as permit holders' parking for use of the residents; business; visitors; or carers' permit holders of designated zone 'E-NP' only. Any existing disabled persons' parking places will continue to operate as before, and any area not designated as parking, will be subject to 'no waiting at any time' controls).  
*NOTE: this Notice is being re-advertised to correct the omission of 'Potter Close' from item 2 as published in the London Gazette and Southwark News on 29 July 2021.*
3. For more information contact Clarence Parkes of the council's Parking team by e-mail [Parking@southwark.gov.uk](mailto:Parking@southwark.gov.uk) .
4. Copies of this notice, the proposed order, a statement of the council's reasons for making the order, and a plan of the proposals may be found online at [www.southwark.gov.uk/trafficorders](http://www.southwark.gov.uk/trafficorders). Paper copies may be obtained from or viewed at Highways, 3rd floor hub 2, 160 Tooley Street, London SE1 2QH by appointment only. Contact [traffic.orders@southwark.gov.uk](mailto:traffic.orders@southwark.gov.uk) or 020 7525 3497 for booking details.
5. Anyone wishing to object to or make any other representations regarding the proposal, may use the form labelled '*Parking - Road traffic and highway schemes - responding to statutory consultation notices*' at [www.southwark.gov.uk/statutoryconsultationnotices](http://www.southwark.gov.uk/statutoryconsultationnotices) or send a statement in writing to: the Traffic Orders Officer, Highways, Southwark Council, Environment, P.O. Box 64529, London SE1P 5LX or by e-mail to [traffic.orders@southwark.gov.uk](mailto:traffic.orders@southwark.gov.uk) quoting reference '*TMO2122-010 N Peckham Estate*' by 26 August 2021. Please note that if you wish to object to this proposal you must state the grounds on which your objection is made.
6. Under requirements of current access to information legislation, any letter or e-mail sent to the Council in response to this Notice may be subject to publication or disclosure, or both, including communication to other persons affected.

Dated 5 August 2021

**Dale Foden** Head of Service - Highways, Environment and Leisure

<sup>1</sup> [1984 c.27](#)

# Statement of reasons

## North Peckham Estate parking zone

*The London Borough of Southwark (Housing estate roads and car parks) (No. \*) Order 202\**

This is a corrected statement for the proposals of **North Peckham Estate parking zone** (of which the notice of proposals is being re-advertised Thursday 5 August 2021 to correct the omission of 'Potter Close' from item 2 as published in the London Gazette and Southwark News on 29 July 2021).

The statement, which accompanied the previously advertised notice, also omitted 'Potter Close' in which the proposed parking zone will cover. This statement corrects that error; no other changes have been made to the body of the statement.

The decision has been made to introduce a parking zone in the North Peckham Estate (within the Peckham ward) in the London Borough of Southwark.

### NORTH PECKHAM ESTATE

permit parking zone 'E-NP' is to be introduced into the estate roads and car parks fronting or adjacent to properties in Amstel Court, Blackthorne Court, Blossom Court, Danube Court, Indus Court, Leyland Court, Oak Court, Palm Court, Pear Court, Rowan Court, Shannon Court, Thames Court, Nos. 1-126 Cronin Street, Nos. 1-8 Dorton Close, Nos. 18-68 East Surrey Grove, Nos. 1-60 Garnies Close, Nos. 1-67 Pentridge Street, No. 100 Pentridge Street, Nos. 1-8 Potter Close, and Nos. 1-12 Samuel Street.

All existing uncontrolled parking places in the estate roads and car parks of North Peckham Estate will be designated as permit holders' parking for use of the residents; business; visitors; or carers' permit holders of designated zone 'E-NP' only. Any existing disabled persons' parking places will continue to operate as before, and any area not designated as parking, will be subject to 'no waiting at any time' controls).

Link to decision: <https://moderngov.southwark.gov.uk/ieDecisionDetails.aspx?ID=7245>

Dated 5 August 2021

For more information contact:-

### **Clarence Parkes**

Estate Parking Manager

Regulatory Services

[Parking@southwark.gov.uk](mailto:Parking@southwark.gov.uk)



THE COUNCIL OF THE LONDON BOROUGH OF SOUTHWARK

# TRAFFIC MANAGEMENT ORDER

202\* No. 0xx

---

The London Borough of Southwark (Housing estate roads and car parks) (No. \*) Order 202\*

Made: xx xxxxxx 202\*

Coming into force: xx xxxxxx 202\*

---

The council of the London Borough of Southwark, after consulting the Commissioner of Police of the Metropolis, in exercise of the powers conferred by sections 6, 32, 33, 35, 45, 46, 49 and 124 of and Part IV of Schedule 9 to the Road Traffic Regulation Act 1984<sup>a</sup>, as amended, and of all other powers thereunto enabling, hereby make the following Order:

## Citation and commencement

- 1.1 This Order may be cited as the London Borough of Southwark (Housing estate roads and car parks) (No. \*) Order 202\* and shall come into force on xx xxxxxx 202\*.

## Interpretation

- 2.1 In this Order:-  
“council” means the council of the London Borough of Southwark; and  
“the Order of 2012” means The London Borough of Southwark (Housing estate roads and car parks) (No. 1) Order 2012<sup>b</sup>.
- 2.2 Any reference in this Order to any enactment shall be construed as a reference to that enactment as amended, applied, consolidated, re-enacted by or as having effect by virtue of any subsequent enactment.
- 2.3 Unless the context otherwise requires, any expression used in this Order which is also used in the Order of 2012 shall have the same meaning as in that Order.

---

<sup>a</sup> 1984 c.27

<sup>b</sup> LBS 2012/128

Amendment of the Order of 2012

- 3.1 Without prejudice to the validity of anything done or to any liability incurred in respect of any act or omission before the coming into force of this Order, the Order of 2012 shall have effect as though:-
- (a) there were added to Schedule 1 to that Order the items named North Peckham Estate (E-NP) and set out in Schedule 1 to this Order; and
  - (b) there were added to Schedule 3 to that Order the items set out in Schedule 2 to this Order.

Designation of parking places, off-street parking places and application of the Order of 2012 thereto

- 4.1 Each area on a housing estate road or within a housing estate car park specified as a parking place or an off-street parking place in an item in Schedule 1 to this Order is designated as a parking place or an off-street parking place.
- 4.2 The provisions of the Order of 2012 (other than Articles 8 and 17) shall apply to each area described in Schedule 1 to this Order as if in those provisions any reference to a parking place or an off-street parking place shall include a reference to an area designated as a parking place or an off-street parking place by this Order and as if any reference to Schedule 1 to the Order of 2012 included a reference to Schedule 1 to this Order, and as if any reference to Schedule 3 to the Order of 2012 included a reference to Schedule 2 to this Order .

Placing of traffic signs etc.

- 5.1 The council shall:-
- (a) place and maintain traffic signs indicating the limits of each parking place or parking bay within a parking place referred to in a Schedule to this Order;
  - (b) place and maintain in or in the vicinity of each parking place, parking bay within a parking place, off-street parking place or parking bay within an off-street parking place referred to in a Schedule to this Order traffic signs indicating that such an off-street parking place or a parking bay in an off-street parking place may be used during the permitted hours for the leaving only of the vehicles specified in either Article 9.3(i), 9.3(ii) or 9.4 of the Order of 2012;
  - (c) carry out such other work as is reasonably required for the purposes of the satisfactory operation of a parking place or off-street parking place.

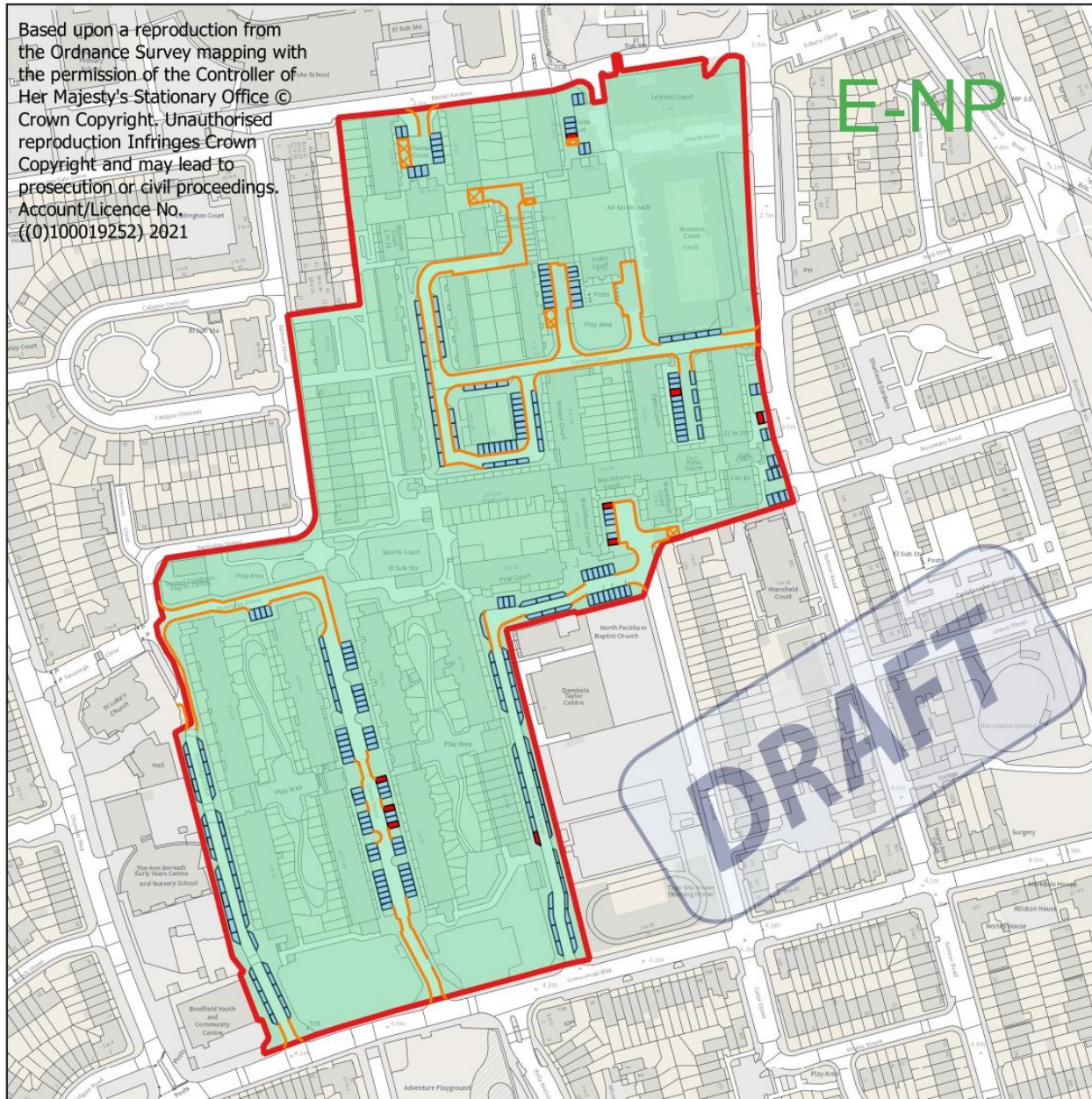
Dated this xxxxx day of xxxxxxx 202\*



DALE FODEN

Head of Service, Highways  
Environment and Leisure

Based upon a reproduction from the Ordnance Survey mapping with the permission of the Controller of Her Majesty's Stationary Office © Crown Copyright. Unauthorised reproduction infringes Crown Copyright and may lead to prosecution or civil proceedings. Account/Licence No. ((0)100019252) 2021

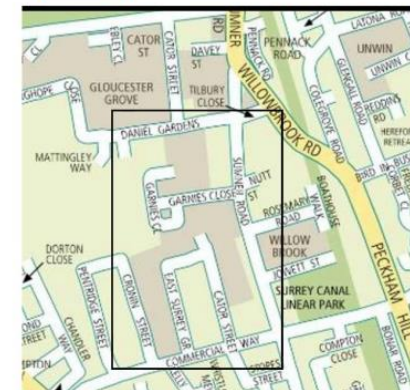


Schedule: 1

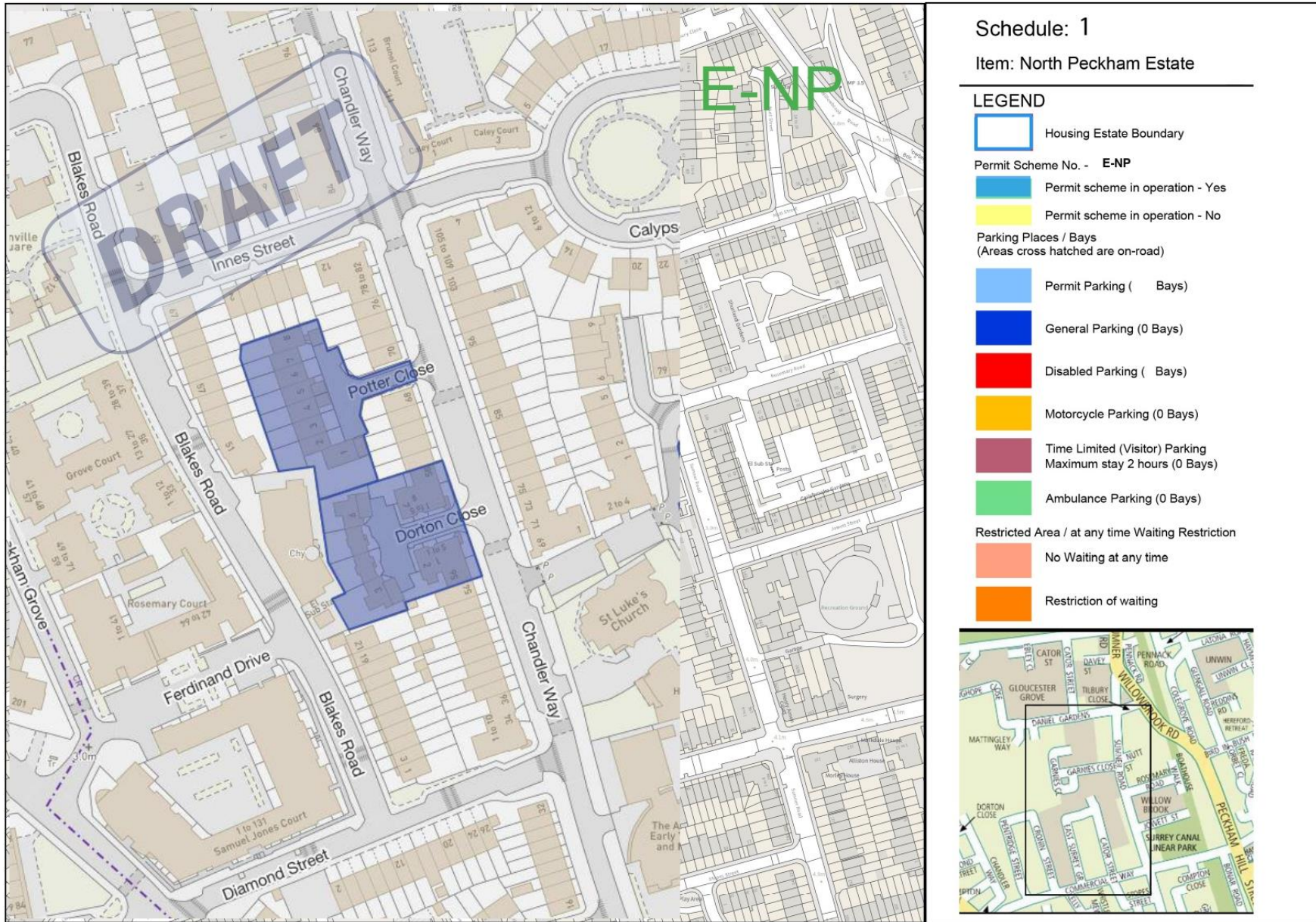
Item: North Peckham Estate

LEGEND

- Housing Estate Boundary
- Permit Scheme No. - **E-NP**
- Permit scheme in operation - Yes
- Permit scheme in operation - No
- Parking Places / Bays (Areas cross hatched are on-road)
- Permit Parking (291 Bays)
- General Parking (0 Bays)
- Disabled Parking (9 Bays)
- Motorcycle Parking (0 Bays)
- Time Limited (Visitor) Parking Maximum stay 2 hours (0 Bays)
- Ambulance Parking (0 Bays)
- Restricted Area / at any time Waiting Restriction
- No Waiting at any time
- Restriction of waiting



SCHEDULE 1: HOUSING ESTATE ROADS AND CAR PARKS WITH A PERMIT PARKING ZONE IN OPERATION (Addition to Schedule 1 to the Order of 2012)



SCHEDULE 2

HOUSING ESTATE PERMIT PARKING ZONES FOR THE PURPOSE OF PERMIT ELIGIBILITY

(Addition to Schedule 3 to the Order of 2012)

<i>Housing estate permit parking zone identifier<sup>c</sup></i>	<i>Name of housing estate permit parking zone</i>	<i>Eligible properties<sup>d</sup></i>
E - NP	NORTH PECKHAM ESTATE	Flats 1-16 Amstel Court Flats 1-31 Blackthorne Court Flats 1-70 Blossom Court Flats 1-30 Danube Court Flats 1-8 Indus Court Flats 1-40 Leyland Court Flats 1-35 Oak Court Flats 1-33 Palm Court Flats 1-18 Pear Court Flats 1-49 Rowan Court Flats 1-11 Shannon Court Flats 1-53 Thames Court Nos. 1-8 Dorton Close Nos. 1-126 Cronin Street Nos. 18-68 East Surrey Grove Nos. 1-60 Garnies Close Nos. 1-67 Pentridge Street No. 100 Pentridge Street Nos. 1-8 Potter Close Nos. 1-12 Samuel Street

<sup>c</sup> This will be marked on the traffic signs placed at the entrance to each housing estate parking permit zone.

<sup>d</sup> Where just the word 'estate' is given as the address for permit eligibility, not all properties located with that housing estate may be considered as eligible for a housing estate parking permit for that housing estate permit parking zone - see Appendix A for a full list of eligible properties.

## Appendix A

This document expands on Schedule 3 to provide a full list of properties eligible for each 'housing estate permit parking' zone permit.

<i>Housing estate permit parking zone identifier</i>	<i>Name of housing estate permit parking zone</i>	<i>Address line 1</i>	<i>Address line 2</i>	<i>Street name</i>	<i>City</i>	<i>Postcode</i>
E - NP	NORTH PECKHAM ESTATE	FLAT 1	BLOSSOM COURT	ALL SAINTS WALK	LONDON	SE15 6FQ
E - NP	NORTH PECKHAM ESTATE	FLAT 2	BLOSSOM COURT	ALL SAINTS WALK	LONDON	SE15 6FQ
E - NP	NORTH PECKHAM ESTATE	FLAT 3	BLOSSOM COURT	ALL SAINTS WALK	LONDON	SE15 6FQ
E - NP	NORTH PECKHAM ESTATE	FLAT 4	BLOSSOM COURT	ALL SAINTS WALK	LONDON	SE15 6FQ
E - NP	NORTH PECKHAM ESTATE	FLAT 5	BLOSSOM COURT	ALL SAINTS WALK	LONDON	SE15 6FQ
E - NP	NORTH PECKHAM ESTATE	FLAT 6	BLOSSOM COURT	ALL SAINTS WALK	LONDON	SE15 6FQ
E - NP	NORTH PECKHAM ESTATE	FLAT 7	BLOSSOM COURT	ALL SAINTS WALK	LONDON	SE15 6FQ
E - NP	NORTH PECKHAM ESTATE	FLAT 1	BLACKTHORNE COURT	CATOR STREET	LONDON	SE15 6PD
E - NP	NORTH PECKHAM ESTATE	FLAT 2	BLACKTHORNE COURT	CATOR STREET	LONDON	SE15 6PD
E - NP	NORTH PECKHAM ESTATE	FLAT 3	BLACKTHORNE COURT	CATOR STREET	LONDON	SE15 6PD
E - NP	NORTH PECKHAM ESTATE	FLAT 4	BLACKTHORNE COURT	CATOR STREET	LONDON	SE15 6PD
E - NP	NORTH PECKHAM ESTATE	FLAT 5	BLACKTHORNE COURT	CATOR STREET	LONDON	SE15 6PD
E - NP	NORTH PECKHAM ESTATE	FLAT 6	BLACKTHORNE COURT	CATOR STREET	LONDON	SE15 6PD
E - NP	NORTH PECKHAM ESTATE	FLAT 7	BLACKTHORNE COURT	CATOR STREET	LONDON	SE15 6PD
E - NP	NORTH PECKHAM ESTATE	FLAT 8	BLACKTHORNE COURT	CATOR STREET	LONDON	SE15 6PD
E - NP	NORTH PECKHAM ESTATE	FLAT 9	BLACKTHORNE COURT	CATOR STREET	LONDON	SE15 6PD
E - NP	NORTH PECKHAM ESTATE	FLAT 10	BLACKTHORNE COURT	CATOR STREET	LONDON	SE15 6PD
E - NP	NORTH PECKHAM ESTATE	FLAT 11	BLACKTHORNE COURT	CATOR STREET	LONDON	SE15 6PD
E - NP	NORTH PECKHAM ESTATE	FLAT 12	BLACKTHORNE COURT	CATOR STREET	LONDON	SE15 6PD
E - NP	NORTH PECKHAM ESTATE	FLAT 13	BLACKTHORNE COURT	CATOR STREET	LONDON	SE15 6PD
E - NP	NORTH PECKHAM ESTATE	FLAT 14	BLACKTHORNE COURT	CATOR STREET	LONDON	SE15 6PD
E - NP	NORTH PECKHAM ESTATE	FLAT 15	BLACKTHORNE COURT	CATOR STREET	LONDON	SE15 6PD
E - NP	NORTH PECKHAM ESTATE	FLAT 16	BLACKTHORNE COURT	CATOR STREET	LONDON	SE15 6PD
E - NP	NORTH PECKHAM ESTATE	FLAT 17	BLACKTHORNE COURT	CATOR STREET	LONDON	SE15 6PD
E - NP	NORTH PECKHAM ESTATE	FLAT 18	BLACKTHORNE COURT	CATOR STREET	LONDON	SE15 6PD
E - NP	NORTH PECKHAM ESTATE	FLAT 19	BLACKTHORNE COURT	CATOR STREET	LONDON	SE15 6PD
E - NP	NORTH PECKHAM ESTATE	FLAT 20	BLACKTHORNE COURT	CATOR STREET	LONDON	SE15 6PD
E - NP	NORTH PECKHAM ESTATE	FLAT 21	BLACKTHORNE COURT	CATOR STREET	LONDON	SE15 6PD
E - NP	NORTH PECKHAM ESTATE	FLAT 22	BLACKTHORNE COURT	CATOR STREET	LONDON	SE15 6PD
E - NP	NORTH PECKHAM ESTATE	FLAT 23	BLACKTHORNE COURT	CATOR STREET	LONDON	SE15 6PD
E - NP	NORTH PECKHAM ESTATE	FLAT 24	BLACKTHORNE COURT	CATOR STREET	LONDON	SE15 6PD
E - NP	NORTH PECKHAM ESTATE	FLAT 25	BLACKTHORNE COURT	CATOR STREET	LONDON	SE15 6PD



<i>Housing estate permit parking zone identifier</i>	<i>Name of housing estate permit parking zone</i>	<i>Address line 1</i>	<i>Address line 2</i>	<i>Street name</i>	<i>City</i>	<i>Postcode</i>
E - NP	NORTH PECKHAM ESTATE	FLAT 26	BLACKTHORNE COURT	CATOR STREET	LONDON	SE15 6PD
E - NP	NORTH PECKHAM ESTATE	FLAT 27	BLACKTHORNE COURT	CATOR STREET	LONDON	SE15 6PD
E - NP	NORTH PECKHAM ESTATE	FLAT 28	BLACKTHORNE COURT	CATOR STREET	LONDON	SE15 6PD
E - NP	NORTH PECKHAM ESTATE	FLAT 29	BLACKTHORNE COURT	CATOR STREET	LONDON	SE15 6PD
E - NP	NORTH PECKHAM ESTATE	FLAT 30	BLACKTHORNE COURT	CATOR STREET	LONDON	SE15 6PD
E - NP	NORTH PECKHAM ESTATE	FLAT 31	BLACKTHORNE COURT	CATOR STREET	LONDON	SE15 6PD
E - NP	NORTH PECKHAM ESTATE		1	CRONIN STREET	LONDON	SE15 6JJ
E - NP	NORTH PECKHAM ESTATE		2	CRONIN STREET	LONDON	SE15 6JJ
E - NP	NORTH PECKHAM ESTATE		3	CRONIN STREET	LONDON	SE15 6JJ
E - NP	NORTH PECKHAM ESTATE		4	CRONIN STREET	LONDON	SE15 6JJ
E - NP	NORTH PECKHAM ESTATE		5	CRONIN STREET	LONDON	SE15 6JJ
E - NP	NORTH PECKHAM ESTATE		6	CRONIN STREET	LONDON	SE15 6JJ
E - NP	NORTH PECKHAM ESTATE		7	CRONIN STREET	LONDON	SE15 6JJ
E - NP	NORTH PECKHAM ESTATE		8	CRONIN STREET	LONDON	SE15 6JJ
E - NP	NORTH PECKHAM ESTATE		9	CRONIN STREET	LONDON	SE15 6JJ
E - NP	NORTH PECKHAM ESTATE		10	CRONIN STREET	LONDON	SE15 6JJ
E - NP	NORTH PECKHAM ESTATE		11	CRONIN STREET	LONDON	SE15 6JJ
E - NP	NORTH PECKHAM ESTATE		12	CRONIN STREET	LONDON	SE15 6JJ
E - NP	NORTH PECKHAM ESTATE		13	CRONIN STREET	LONDON	SE15 6JJ
E - NP	NORTH PECKHAM ESTATE		14	CRONIN STREET	LONDON	SE15 6JJ
E - NP	NORTH PECKHAM ESTATE		15	CRONIN STREET	LONDON	SE15 6JJ
E - NP	NORTH PECKHAM ESTATE		16	CRONIN STREET	LONDON	SE15 6JJ
E - NP	NORTH PECKHAM ESTATE		17	CRONIN STREET	LONDON	SE15 6JJ
E - NP	NORTH PECKHAM ESTATE		18	CRONIN STREET	LONDON	SE15 6JJ
E - NP	NORTH PECKHAM ESTATE		19	CRONIN STREET	LONDON	SE15 6JJ
E - NP	NORTH PECKHAM ESTATE		20	CRONIN STREET	LONDON	SE15 6JJ
E - NP	NORTH PECKHAM ESTATE		21	CRONIN STREET	LONDON	SE15 6JJ
E - NP	NORTH PECKHAM ESTATE		22	CRONIN STREET	LONDON	SE15 6JJ
E - NP	NORTH PECKHAM ESTATE		23	CRONIN STREET	LONDON	SE15 6JJ
E - NP	NORTH PECKHAM ESTATE		24	CRONIN STREET	LONDON	SE15 6JJ
E - NP	NORTH PECKHAM ESTATE		25	CRONIN STREET	LONDON	SE15 6JJ
E - NP	NORTH PECKHAM ESTATE		26	CRONIN STREET	LONDON	SE15 6JJ
E - NP	NORTH PECKHAM ESTATE		27	CRONIN STREET	LONDON	SE15 6JJ
E - NP	NORTH PECKHAM ESTATE		28	CRONIN STREET	LONDON	SE15 6JJ
E - NP	NORTH PECKHAM ESTATE		29	CRONIN STREET	LONDON	SE15 6JJ

<i>Housing estate permit parking zone identifier</i>	<i>Name of housing estate permit parking zone</i>	<i>Address line 1</i>	<i>Address line 2</i>	<i>Street name</i>	<i>City</i>	<i>Postcode</i>
E - NP	NORTH PECKHAM ESTATE		30	CRONIN STREET	LONDON	SE15 6JJ
E - NP	NORTH PECKHAM ESTATE		31	CRONIN STREET	LONDON	SE15 6JJ
E - NP	NORTH PECKHAM ESTATE		32	CRONIN STREET	LONDON	SE15 6JJ
E - NP	NORTH PECKHAM ESTATE		33	CRONIN STREET	LONDON	SE15 6JJ
E - NP	NORTH PECKHAM ESTATE		34	CRONIN STREET	LONDON	SE15 6JJ
E - NP	NORTH PECKHAM ESTATE		35	CRONIN STREET	LONDON	SE15 6JJ
E - NP	NORTH PECKHAM ESTATE		36	CRONIN STREET	LONDON	SE15 6JJ
E - NP	NORTH PECKHAM ESTATE		37	CRONIN STREET	LONDON	SE15 6JJ
E - NP	NORTH PECKHAM ESTATE		38	CRONIN STREET	LONDON	SE15 6JJ
E - NP	NORTH PECKHAM ESTATE		39	CRONIN STREET	LONDON	SE15 6JH
E - NP	NORTH PECKHAM ESTATE		40	CRONIN STREET	LONDON	SE15 6JH
E - NP	NORTH PECKHAM ESTATE		41	CRONIN STREET	LONDON	SE15 6JH
E - NP	NORTH PECKHAM ESTATE		42	CRONIN STREET	LONDON	SE15 6JH
E - NP	NORTH PECKHAM ESTATE		43	CRONIN STREET	LONDON	SE15 6JH
E - NP	NORTH PECKHAM ESTATE		44	CRONIN STREET	LONDON	SE15 6JH
E - NP	NORTH PECKHAM ESTATE		45	CRONIN STREET	LONDON	SE15 6JH
E - NP	NORTH PECKHAM ESTATE		46	CRONIN STREET	LONDON	SE15 6JH
E - NP	NORTH PECKHAM ESTATE		47	CRONIN STREET	LONDON	SE15 6JH
E - NP	NORTH PECKHAM ESTATE		48	CRONIN STREET	LONDON	SE15 6JH
E - NP	NORTH PECKHAM ESTATE		49	CRONIN STREET	LONDON	SE15 6JH
E - NP	NORTH PECKHAM ESTATE		50	CRONIN STREET	LONDON	SE15 6JH
E - NP	NORTH PECKHAM ESTATE		51	CRONIN STREET	LONDON	SE15 6JH
E - NP	NORTH PECKHAM ESTATE		52	CRONIN STREET	LONDON	SE15 6JH
E - NP	NORTH PECKHAM ESTATE		53	CRONIN STREET	LONDON	SE15 6JH
E - NP	NORTH PECKHAM ESTATE		54	CRONIN STREET	LONDON	SE15 6JH
E - NP	NORTH PECKHAM ESTATE		55	CRONIN STREET	LONDON	SE15 6JH
E - NP	NORTH PECKHAM ESTATE		56	CRONIN STREET	LONDON	SE15 6JH
E - NP	NORTH PECKHAM ESTATE		57	CRONIN STREET	LONDON	SE15 6JH
E - NP	NORTH PECKHAM ESTATE		58	CRONIN STREET	LONDON	SE15 6JH
E - NP	NORTH PECKHAM ESTATE		59	CRONIN STREET	LONDON	SE15 6JH
E - NP	NORTH PECKHAM ESTATE		60	CRONIN STREET	LONDON	SE15 6JH
E - NP	NORTH PECKHAM ESTATE		61	CRONIN STREET	LONDON	SE15 6JH
E - NP	NORTH PECKHAM ESTATE		62	CRONIN STREET	LONDON	SE15 6JH
E - NP	NORTH PECKHAM ESTATE		63	CRONIN STREET	LONDON	SE15 6JG
E - NP	NORTH PECKHAM ESTATE		64	CRONIN STREET	LONDON	SE15 6JG

<i>Housing estate permit parking zone identifier</i>	<i>Name of housing estate permit parking zone</i>	<i>Address line 1</i>	<i>Address line 2</i>	<i>Street name</i>	<i>City</i>	<i>Postcode</i>
E - NP	NORTH PECKHAM ESTATE		65	CRONIN STREET	LONDON	SE15 6JG
E - NP	NORTH PECKHAM ESTATE		66	CRONIN STREET	LONDON	SE15 6JG
E - NP	NORTH PECKHAM ESTATE		67	CRONIN STREET	LONDON	SE15 6JG
E - NP	NORTH PECKHAM ESTATE		68	CRONIN STREET	LONDON	SE15 6JG
E - NP	NORTH PECKHAM ESTATE		69	CRONIN STREET	LONDON	SE15 6JG
E - NP	NORTH PECKHAM ESTATE		70	CRONIN STREET	LONDON	SE15 6JG
E - NP	NORTH PECKHAM ESTATE		71	CRONIN STREET	LONDON	SE15 6JG
E - NP	NORTH PECKHAM ESTATE		72	CRONIN STREET	LONDON	SE15 6JG
E - NP	NORTH PECKHAM ESTATE		73	CRONIN STREET	LONDON	SE15 6JG
E - NP	NORTH PECKHAM ESTATE		74	CRONIN STREET	LONDON	SE15 6JG
E - NP	NORTH PECKHAM ESTATE		75	CRONIN STREET	LONDON	SE15 6JG
E - NP	NORTH PECKHAM ESTATE		76	CRONIN STREET	LONDON	SE15 6JG
E - NP	NORTH PECKHAM ESTATE		77	CRONIN STREET	LONDON	SE15 6JG
E - NP	NORTH PECKHAM ESTATE		78	CRONIN STREET	LONDON	SE15 6JG
E - NP	NORTH PECKHAM ESTATE		79	CRONIN STREET	LONDON	SE15 6JG
E - NP	NORTH PECKHAM ESTATE		80	CRONIN STREET	LONDON	SE15 6JG
E - NP	NORTH PECKHAM ESTATE		81	CRONIN STREET	LONDON	SE15 6JG
E - NP	NORTH PECKHAM ESTATE		82	CRONIN STREET	LONDON	SE15 6JG
E - NP	NORTH PECKHAM ESTATE		83	CRONIN STREET	LONDON	SE15 6JG
E - NP	NORTH PECKHAM ESTATE		84	CRONIN STREET	LONDON	SE15 6JG
E - NP	NORTH PECKHAM ESTATE		85	CRONIN STREET	LONDON	SE15 6JG
E - NP	NORTH PECKHAM ESTATE		86	CRONIN STREET	LONDON	SE15 6JG
E - NP	NORTH PECKHAM ESTATE		87	CRONIN STREET	LONDON	SE15 6JG
E - NP	NORTH PECKHAM ESTATE		88	CRONIN STREET	LONDON	SE15 6JG
E - NP	NORTH PECKHAM ESTATE		89	CRONIN STREET	LONDON	SE15 6JD
E - NP	NORTH PECKHAM ESTATE		90	CRONIN STREET	LONDON	SE15 6JD
E - NP	NORTH PECKHAM ESTATE		91	CRONIN STREET	LONDON	SE15 6JD
E - NP	NORTH PECKHAM ESTATE		92	CRONIN STREET	LONDON	SE15 6JD
E - NP	NORTH PECKHAM ESTATE		93	CRONIN STREET	LONDON	SE15 6JD
E - NP	NORTH PECKHAM ESTATE		94	CRONIN STREET	LONDON	SE15 6JD
E - NP	NORTH PECKHAM ESTATE		95	CRONIN STREET	LONDON	SE15 6JD
E - NP	NORTH PECKHAM ESTATE		96	CRONIN STREET	LONDON	SE15 6JD
E - NP	NORTH PECKHAM ESTATE		97	CRONIN STREET	LONDON	SE15 6JD
E - NP	NORTH PECKHAM ESTATE		98	CRONIN STREET	LONDON	SE15 6JD
E - NP	NORTH PECKHAM ESTATE		99	CRONIN STREET	LONDON	SE15 6JD

<i>Housing estate permit parking zone identifier</i>	<i>Name of housing estate permit parking zone</i>	<i>Address line 1</i>	<i>Address line 2</i>	<i>Street name</i>	<i>City</i>	<i>Postcode</i>
E - NP	NORTH PECKHAM ESTATE		100	CRONIN STREET	LONDON	SE15 6JD
E - NP	NORTH PECKHAM ESTATE		101	CRONIN STREET	LONDON	SE15 6JD
E - NP	NORTH PECKHAM ESTATE		102	CRONIN STREET	LONDON	SE15 6JD
E - NP	NORTH PECKHAM ESTATE		103	CRONIN STREET	LONDON	SE15 6JD
E - NP	NORTH PECKHAM ESTATE		104	CRONIN STREET	LONDON	SE15 6JD
E - NP	NORTH PECKHAM ESTATE		105	CRONIN STREET	LONDON	SE15 6JD
E - NP	NORTH PECKHAM ESTATE		106	CRONIN STREET	LONDON	SE15 6JD
E - NP	NORTH PECKHAM ESTATE		107	CRONIN STREET	LONDON	SE15 6JD
E - NP	NORTH PECKHAM ESTATE		108	CRONIN STREET	LONDON	SE15 6JD
E - NP	NORTH PECKHAM ESTATE		109	CRONIN STREET	LONDON	SE15 6JD
E - NP	NORTH PECKHAM ESTATE		110	CRONIN STREET	LONDON	SE15 6JD
E - NP	NORTH PECKHAM ESTATE		111	CRONIN STREET	LONDON	SE15 6JD
E - NP	NORTH PECKHAM ESTATE		112	CRONIN STREET	LONDON	SE15 6JD
E - NP	NORTH PECKHAM ESTATE		113	CRONIN STREET	LONDON	SE15 6JD
E - NP	NORTH PECKHAM ESTATE		114	CRONIN STREET	LONDON	SE15 6JD
E - NP	NORTH PECKHAM ESTATE		115	CRONIN STREET	LONDON	SE15 6JD
E - NP	NORTH PECKHAM ESTATE		116	CRONIN STREET	LONDON	SE15 6JD
E - NP	NORTH PECKHAM ESTATE		117	CRONIN STREET	LONDON	SE15 6JD
E - NP	NORTH PECKHAM ESTATE		118	CRONIN STREET	LONDON	SE15 6JD
E - NP	NORTH PECKHAM ESTATE		119	CRONIN STREET	LONDON	SE15 6JD
E - NP	NORTH PECKHAM ESTATE		120	CRONIN STREET	LONDON	SE15 6JD
E - NP	NORTH PECKHAM ESTATE		121	CRONIN STREET	LONDON	SE15 6JD
E - NP	NORTH PECKHAM ESTATE		122	CRONIN STREET	LONDON	SE15 6JD
E - NP	NORTH PECKHAM ESTATE		123	CRONIN STREET	LONDON	SE15 6JD
E - NP	NORTH PECKHAM ESTATE		124	CRONIN STREET	LONDON	SE15 6JD
E - NP	NORTH PECKHAM ESTATE		125	CRONIN STREET	LONDON	SE15 6JD
E - NP	NORTH PECKHAM ESTATE		126	CRONIN STREET	LONDON	SE15 6JD
E - NP	NORTH PECKHAM ESTATE	FLAT 1	DANUBE COURT	DANIEL GARDENS	LONDON	SE15 6LP
E - NP	NORTH PECKHAM ESTATE	FLAT 2	DANUBE COURT	DANIEL GARDENS	LONDON	SE15 6LP
E - NP	NORTH PECKHAM ESTATE	FLAT 3	DANUBE COURT	DANIEL GARDENS	LONDON	SE15 6LP
E - NP	NORTH PECKHAM ESTATE	FLAT 4	DANUBE COURT	DANIEL GARDENS	LONDON	SE15 6LP
E - NP	NORTH PECKHAM ESTATE	FLAT 5	DANUBE COURT	DANIEL GARDENS	LONDON	SE15 6LP
E - NP	NORTH PECKHAM ESTATE	FLAT 6	DANUBE COURT	DANIEL GARDENS	LONDON	SE15 6LP
E - NP	NORTH PECKHAM ESTATE	FLAT 7	DANUBE COURT	DANIEL GARDENS	LONDON	SE15 6LP
E - NP	NORTH PECKHAM ESTATE	FLAT 8	DANUBE COURT	DANIEL GARDENS	LONDON	SE15 6LP

<i>Housing estate permit parking zone identifier</i>	<i>Name of housing estate permit parking zone</i>	<i>Address line 1</i>	<i>Address line 2</i>	<i>Street name</i>	<i>City</i>	<i>Postcode</i>
E - NP	NORTH PECKHAM ESTATE	FLAT 9	DANUBE COURT	DANIEL GARDENS	LONDON	SE15 6LP
E - NP	NORTH PECKHAM ESTATE	FLAT 10	DANUBE COURT	DANIEL GARDENS	LONDON	SE15 6LP
E - NP	NORTH PECKHAM ESTATE	FLAT 11	DANUBE COURT	DANIEL GARDENS	LONDON	SE15 6LP
E - NP	NORTH PECKHAM ESTATE	FLAT 12	DANUBE COURT	DANIEL GARDENS	LONDON	SE15 6LP
E - NP	NORTH PECKHAM ESTATE	FLAT 13	DANUBE COURT	DANIEL GARDENS	LONDON	SE15 6LP
E - NP	NORTH PECKHAM ESTATE	FLAT 14	DANUBE COURT	DANIEL GARDENS	LONDON	SE15 6LP
E - NP	NORTH PECKHAM ESTATE	FLAT 15	DANUBE COURT	DANIEL GARDENS	LONDON	SE15 6LP
E - NP	NORTH PECKHAM ESTATE	FLAT 16	DANUBE COURT	DANIEL GARDENS	LONDON	SE15 6LP
E - NP	NORTH PECKHAM ESTATE	FLAT 17	DANUBE COURT	DANIEL GARDENS	LONDON	SE15 6LP
E - NP	NORTH PECKHAM ESTATE	FLAT 18	DANUBE COURT	DANIEL GARDENS	LONDON	SE15 6LP
E - NP	NORTH PECKHAM ESTATE	FLAT 19	DANUBE COURT	DANIEL GARDENS	LONDON	SE15 6LP
E - NP	NORTH PECKHAM ESTATE	FLAT 20	DANUBE COURT	DANIEL GARDENS	LONDON	SE15 6LP
E - NP	NORTH PECKHAM ESTATE	FLAT 21	DANUBE COURT	DANIEL GARDENS	LONDON	SE15 6LP
E - NP	NORTH PECKHAM ESTATE	FLAT 22	DANUBE COURT	DANIEL GARDENS	LONDON	SE15 6LP
E - NP	NORTH PECKHAM ESTATE	FLAT 22A	DANUBE COURT	DANIEL GARDENS	LONDON	SE15 6LP
E - NP	NORTH PECKHAM ESTATE	FLAT 23	DANUBE COURT	DANIEL GARDENS	LONDON	SE15 6LP
E - NP	NORTH PECKHAM ESTATE	FLAT 24	DANUBE COURT	DANIEL GARDENS	LONDON	SE15 6LP
E - NP	NORTH PECKHAM ESTATE	FLAT 25	DANUBE COURT	DANIEL GARDENS	LONDON	SE15 6LP
E - NP	NORTH PECKHAM ESTATE	FLAT 26	DANUBE COURT	DANIEL GARDENS	LONDON	SE15 6LP
E - NP	NORTH PECKHAM ESTATE	FLAT 27	DANUBE COURT	DANIEL GARDENS	LONDON	SE15 6LP
E - NP	NORTH PECKHAM ESTATE	FLAT 28	DANUBE COURT	DANIEL GARDENS	LONDON	SE15 6LP
E - NP	NORTH PECKHAM ESTATE	FLAT 29	DANUBE COURT	DANIEL GARDENS	LONDON	SE15 6LP
E - NP	NORTH PECKHAM ESTATE	FLAT 30	DANUBE COURT	DANIEL GARDENS	LONDON	SE15 6LP
E - NP	NORTH PECKHAM ESTATE	FLAT 1	LEYLAND COURT	DANIEL GARDENS	LONDON	SE15 6BG
E - NP	NORTH PECKHAM ESTATE	FLAT 2	LEYLAND COURT	DANIEL GARDENS	LONDON	SE15 6BG
E - NP	NORTH PECKHAM ESTATE	FLAT 1	THAMES COURT	DANIEL GARDENS	LONDON	SE15 6LL
E - NP	NORTH PECKHAM ESTATE	FLAT 2	THAMES COURT	DANIEL GARDENS	LONDON	SE15 6LL
E - NP	NORTH PECKHAM ESTATE	FLAT 3	THAMES COURT	DANIEL GARDENS	LONDON	SE15 6LL
E - NP	NORTH PECKHAM ESTATE	FLAT 4	THAMES COURT	DANIEL GARDENS	LONDON	SE15 6LL
E - NP	NORTH PECKHAM ESTATE	FLAT 5	THAMES COURT	DANIEL GARDENS	LONDON	SE15 6LL
E - NP	NORTH PECKHAM ESTATE	FLAT 6	THAMES COURT	DANIEL GARDENS	LONDON	SE15 6LL
E - NP	NORTH PECKHAM ESTATE	FLAT 7	THAMES COURT	DANIEL GARDENS	LONDON	SE15 6LL
E - NP	NORTH PECKHAM ESTATE	FLAT 8	THAMES COURT	DANIEL GARDENS	LONDON	SE15 6LL
E - NP	NORTH PECKHAM ESTATE	FLAT 9	THAMES COURT	DANIEL GARDENS	LONDON	SE15 6LL
E - NP	NORTH PECKHAM ESTATE	FLAT 10	THAMES COURT	DANIEL GARDENS	LONDON	SE15 6LL

<i>Housing estate permit parking zone identifier</i>	<i>Name of housing estate permit parking zone</i>	<i>Address line 1</i>	<i>Address line 2</i>	<i>Street name</i>	<i>City</i>	<i>Postcode</i>
E - NP	NORTH PECKHAM ESTATE	FLAT 11	THAMES COURT	DANIEL GARDENS	LONDON	SE15 6LL
E - NP	NORTH PECKHAM ESTATE	FLAT 12	THAMES COURT	DANIEL GARDENS	LONDON	SE15 6LL
E - NP	NORTH PECKHAM ESTATE	FLAT 13	THAMES COURT	DANIEL GARDENS	LONDON	SE15 6LL
E - NP	NORTH PECKHAM ESTATE	FLAT 14	THAMES COURT	DANIEL GARDENS	LONDON	SE15 6LL
E - NP	NORTH PECKHAM ESTATE	FLAT 15	THAMES COURT	DANIEL GARDENS	LONDON	SE15 6LL
E - NP	NORTH PECKHAM ESTATE	FLAT 16	THAMES COURT	DANIEL GARDENS	LONDON	SE15 6LL
E - NP	NORTH PECKHAM ESTATE	FLAT 17	THAMES COURT	DANIEL GARDENS	LONDON	SE15 6LL
E - NP	NORTH PECKHAM ESTATE	FLAT 18	THAMES COURT	DANIEL GARDENS	LONDON	SE15 6LL
E - NP	NORTH PECKHAM ESTATE	FLAT 19	THAMES COURT	DANIEL GARDENS	LONDON	SE15 6LL
E - NP	NORTH PECKHAM ESTATE	FLAT 20	THAMES COURT	DANIEL GARDENS	LONDON	SE15 6LL
E - NP	NORTH PECKHAM ESTATE	FLAT 21	THAMES COURT	DANIEL GARDENS	LONDON	SE15 6LL
E - NP	NORTH PECKHAM ESTATE	FLAT 22	THAMES COURT	DANIEL GARDENS	LONDON	SE15 6LL
E - NP	NORTH PECKHAM ESTATE	FLAT 23	THAMES COURT	DANIEL GARDENS	LONDON	SE15 6LL
E - NP	NORTH PECKHAM ESTATE	FLAT 24	THAMES COURT	DANIEL GARDENS	LONDON	SE15 6LL
E - NP	NORTH PECKHAM ESTATE	FLAT 25	THAMES COURT	DANIEL GARDENS	LONDON	SE15 6LL
E - NP	NORTH PECKHAM ESTATE	FLAT 26	THAMES COURT	DANIEL GARDENS	LONDON	SE15 6LL
E - NP	NORTH PECKHAM ESTATE	FLAT 27	THAMES COURT	DANIEL GARDENS	LONDON	SE15 6LL
E - NP	NORTH PECKHAM ESTATE	FLAT 28	THAMES COURT	DANIEL GARDENS	LONDON	SE15 6LL
E - NP	NORTH PECKHAM ESTATE	FLAT 29	THAMES COURT	DANIEL GARDENS	LONDON	SE15 6LL
E - NP	NORTH PECKHAM ESTATE	FLAT 30	THAMES COURT	DANIEL GARDENS	LONDON	SE15 6LL
E - NP	NORTH PECKHAM ESTATE	FLAT 31	THAMES COURT	DANIEL GARDENS	LONDON	SE15 6LL
E - NP	NORTH PECKHAM ESTATE	FLAT 32	THAMES COURT	DANIEL GARDENS	LONDON	SE15 6LL
E - NP	NORTH PECKHAM ESTATE	FLAT 33	THAMES COURT	DANIEL GARDENS	LONDON	SE15 6LL
E - NP	NORTH PECKHAM ESTATE	FLAT 34	THAMES COURT	DANIEL GARDENS	LONDON	SE15 6LL
E - NP	NORTH PECKHAM ESTATE	FLAT 35	THAMES COURT	DANIEL GARDENS	LONDON	SE15 6LL
E - NP	NORTH PECKHAM ESTATE	FLAT 36	THAMES COURT	DANIEL GARDENS	LONDON	SE15 6LL
E - NP	NORTH PECKHAM ESTATE	FLAT 37	THAMES COURT	DANIEL GARDENS	LONDON	SE15 6LL
E - NP	NORTH PECKHAM ESTATE	FLAT 38	THAMES COURT	DANIEL GARDENS	LONDON	SE15 6LL
E - NP	NORTH PECKHAM ESTATE	FLAT 39	THAMES COURT	DANIEL GARDENS	LONDON	SE15 6LL
E - NP	NORTH PECKHAM ESTATE	FLAT 40	THAMES COURT	DANIEL GARDENS	LONDON	SE15 6LL
E - NP	NORTH PECKHAM ESTATE	FLAT 41	THAMES COURT	DANIEL GARDENS	LONDON	SE15 6LL
E - NP	NORTH PECKHAM ESTATE	FLAT 42	THAMES COURT	DANIEL GARDENS	LONDON	SE15 6LL
E - NP	NORTH PECKHAM ESTATE	FLAT 43	THAMES COURT	DANIEL GARDENS	LONDON	SE15 6LL
E - NP	NORTH PECKHAM ESTATE	FLAT 44	THAMES COURT	DANIEL GARDENS	LONDON	SE15 6LL
E - NP	NORTH PECKHAM ESTATE	FLAT 45	THAMES COURT	DANIEL GARDENS	LONDON	SE15 6LL

<i>Housing estate permit parking zone identifier</i>	<i>Name of housing estate permit parking zone</i>	<i>Address line 1</i>	<i>Address line 2</i>	<i>Street name</i>	<i>City</i>	<i>Postcode</i>
E - NP	NORTH PECKHAM ESTATE	FLAT 46	THAMES COURT	DANIEL GARDENS	LONDON	SE15 6LL
E - NP	NORTH PECKHAM ESTATE	FLAT 47	THAMES COURT	DANIEL GARDENS	LONDON	SE15 6LL
E - NP	NORTH PECKHAM ESTATE	FLAT 48	THAMES COURT	DANIEL GARDENS	LONDON	SE15 6LL
E - NP	NORTH PECKHAM ESTATE	FLAT 49	THAMES COURT	DANIEL GARDENS	LONDON	SE15 6LL
E - NP	NORTH PECKHAM ESTATE	FLAT 50	THAMES COURT	DANIEL GARDENS	LONDON	SE15 6LL
E - NP	NORTH PECKHAM ESTATE	FLAT 51	THAMES COURT	DANIEL GARDENS	LONDON	SE15 6LL
E - NP	NORTH PECKHAM ESTATE	FLAT 52	THAMES COURT	DANIEL GARDENS	LONDON	SE15 6LL
E - NP	NORTH PECKHAM ESTATE	FLAT 53	THAMES COURT	DANIEL GARDENS	LONDON	SE15 6LL
E - NP	NORTH PECKHAM ESTATE	FLAT 1	1	DORTON CLOSE	LONDON	SE15 6LT
E - NP	NORTH PECKHAM ESTATE	FLAT 2	1	DORTON CLOSE	LONDON	SE15 6LT
E - NP	NORTH PECKHAM ESTATE	FLAT 3	1	DORTON CLOSE	LONDON	SE15 6LT
E - NP	NORTH PECKHAM ESTATE	FLAT 4	1	DORTON CLOSE	LONDON	SE15 6LT
E - NP	NORTH PECKHAM ESTATE	FLAT 5	1	DORTON CLOSE	LONDON	SE15 6LT
E - NP	NORTH PECKHAM ESTATE		2	DORTON CLOSE	LONDON	SE15 6LT
E - NP	NORTH PECKHAM ESTATE		3	DORTON CLOSE	LONDON	SE15 6LT
E - NP	NORTH PECKHAM ESTATE		4	DORTON CLOSE	LONDON	SE15 6LT
E - NP	NORTH PECKHAM ESTATE		5	DORTON CLOSE	LONDON	SE15 6LT
E - NP	NORTH PECKHAM ESTATE		6	DORTON CLOSE	LONDON	SE15 6LT
E - NP	NORTH PECKHAM ESTATE		7	DORTON CLOSE	LONDON	SE15 6LT
E - NP	NORTH PECKHAM ESTATE	FLAT 1	8	DORTON CLOSE	LONDON	SE15 6LT
E - NP	NORTH PECKHAM ESTATE	FLAT 2	8	DORTON CLOSE	LONDON	SE15 6LT
E - NP	NORTH PECKHAM ESTATE	FLAT 3	8	DORTON CLOSE	LONDON	SE15 6LT
E - NP	NORTH PECKHAM ESTATE	FLAT 4	8	DORTON CLOSE	LONDON	SE15 6LT
E - NP	NORTH PECKHAM ESTATE	FLAT 5	8	DORTON CLOSE	LONDON	SE15 6LT
E - NP	NORTH PECKHAM ESTATE		18	EAST SURREY GROVE	LONDON	SE15 6EX
E - NP	NORTH PECKHAM ESTATE		19	EAST SURREY GROVE	LONDON	SE15 6EX
E - NP	NORTH PECKHAM ESTATE		20	EAST SURREY GROVE	LONDON	SE15 6EX
E - NP	NORTH PECKHAM ESTATE		21	EAST SURREY GROVE	LONDON	SE15 6EX
E - NP	NORTH PECKHAM ESTATE		22	EAST SURREY GROVE	LONDON	SE15 6EX
E - NP	NORTH PECKHAM ESTATE		23	EAST SURREY GROVE	LONDON	SE15 6EX
E - NP	NORTH PECKHAM ESTATE		24	EAST SURREY GROVE	LONDON	SE15 6EX
E - NP	NORTH PECKHAM ESTATE		25	EAST SURREY GROVE	LONDON	SE15 6EX
E - NP	NORTH PECKHAM ESTATE		26	EAST SURREY GROVE	LONDON	SE15 6EX
E - NP	NORTH PECKHAM ESTATE		27	EAST SURREY GROVE	LONDON	SE15 6EX
E - NP	NORTH PECKHAM ESTATE		28	EAST SURREY GROVE	LONDON	SE15 6EX

<i>Housing estate permit parking zone identifier</i>	<i>Name of housing estate permit parking zone</i>	<i>Address line 1</i>	<i>Address line 2</i>	<i>Street name</i>	<i>City</i>	<i>Postcode</i>
E - NP	NORTH PECKHAM ESTATE		29	EAST SURREY GROVE	LONDON	SE15 6EX
E - NP	NORTH PECKHAM ESTATE		30	EAST SURREY GROVE	LONDON	SE15 6EX
E - NP	NORTH PECKHAM ESTATE		31	EAST SURREY GROVE	LONDON	SE15 6EX
E - NP	NORTH PECKHAM ESTATE		32	EAST SURREY GROVE	LONDON	SE15 6EX
E - NP	NORTH PECKHAM ESTATE		33	EAST SURREY GROVE	LONDON	SE15 6EX
E - NP	NORTH PECKHAM ESTATE		34	EAST SURREY GROVE	LONDON	SE15 6EX
E - NP	NORTH PECKHAM ESTATE		35	EAST SURREY GROVE	LONDON	SE15 6EX
E - NP	NORTH PECKHAM ESTATE		36	EAST SURREY GROVE	LONDON	SE15 6EX
E - NP	NORTH PECKHAM ESTATE		37	EAST SURREY GROVE	LONDON	SE15 6EX
E - NP	NORTH PECKHAM ESTATE		38	EAST SURREY GROVE	LONDON	SE15 6EX
E - NP	NORTH PECKHAM ESTATE		39	EAST SURREY GROVE	LONDON	SE15 6EB
E - NP	NORTH PECKHAM ESTATE		40	EAST SURREY GROVE	LONDON	SE15 6EB
E - NP	NORTH PECKHAM ESTATE		41	EAST SURREY GROVE	LONDON	SE15 6EB
E - NP	NORTH PECKHAM ESTATE		42	EAST SURREY GROVE	LONDON	SE15 6EB
E - NP	NORTH PECKHAM ESTATE		43	EAST SURREY GROVE	LONDON	SE15 6EB
E - NP	NORTH PECKHAM ESTATE		44	EAST SURREY GROVE	LONDON	SE15 6EB
E - NP	NORTH PECKHAM ESTATE		45	EAST SURREY GROVE	LONDON	SE15 6EB
E - NP	NORTH PECKHAM ESTATE		46	EAST SURREY GROVE	LONDON	SE15 6EB
E - NP	NORTH PECKHAM ESTATE		47	EAST SURREY GROVE	LONDON	SE15 6EB
E - NP	NORTH PECKHAM ESTATE		48	EAST SURREY GROVE	LONDON	SE15 6EB
E - NP	NORTH PECKHAM ESTATE		49	EAST SURREY GROVE	LONDON	SE15 6EB
E - NP	NORTH PECKHAM ESTATE		50	EAST SURREY GROVE	LONDON	SE15 6EB
E - NP	NORTH PECKHAM ESTATE		51	EAST SURREY GROVE	LONDON	SE15 6EB
E - NP	NORTH PECKHAM ESTATE		52	EAST SURREY GROVE	LONDON	SE15 6EB
E - NP	NORTH PECKHAM ESTATE		53	EAST SURREY GROVE	LONDON	SE15 6EB
E - NP	NORTH PECKHAM ESTATE		54	EAST SURREY GROVE	LONDON	SE15 6EB
E - NP	NORTH PECKHAM ESTATE		55	EAST SURREY GROVE	LONDON	SE15 6EB
E - NP	NORTH PECKHAM ESTATE		56	EAST SURREY GROVE	LONDON	SE15 6EB
E - NP	NORTH PECKHAM ESTATE		57	EAST SURREY GROVE	LONDON	SE15 6EB
E - NP	NORTH PECKHAM ESTATE		58	EAST SURREY GROVE	LONDON	SE15 6EB
E - NP	NORTH PECKHAM ESTATE		59	EAST SURREY GROVE	LONDON	SE15 6EB
E - NP	NORTH PECKHAM ESTATE		60	EAST SURREY GROVE	LONDON	SE15 6EB
E - NP	NORTH PECKHAM ESTATE		61	EAST SURREY GROVE	LONDON	SE15 6EB
E - NP	NORTH PECKHAM ESTATE		62	EAST SURREY GROVE	LONDON	SE15 6EB
E - NP	NORTH PECKHAM ESTATE		63	EAST SURREY GROVE	LONDON	SE15 6EB



<i>Housing estate permit parking zone identifier</i>	<i>Name of housing estate permit parking zone</i>	<i>Address line 1</i>	<i>Address line 2</i>	<i>Street name</i>	<i>City</i>	<i>Postcode</i>
E - NP	NORTH PECKHAM ESTATE		64	EAST SURREY GROVE	LONDON	SE15 6EB
E - NP	NORTH PECKHAM ESTATE		65	EAST SURREY GROVE	LONDON	SE15 6EB
E - NP	NORTH PECKHAM ESTATE		66	EAST SURREY GROVE	LONDON	SE15 6EB
E - NP	NORTH PECKHAM ESTATE		67	EAST SURREY GROVE	LONDON	SE15 6EB
E - NP	NORTH PECKHAM ESTATE		68	EAST SURREY GROVE	LONDON	SE15 6EB
E - NP	NORTH PECKHAM ESTATE	1	PEAR COURT	EAST SURREY GROVE	LONDON	SE15 6PF
E - NP	NORTH PECKHAM ESTATE	2	PEAR COURT	EAST SURREY GROVE	LONDON	SE15 6PF
E - NP	NORTH PECKHAM ESTATE	3	PEAR COURT	EAST SURREY GROVE	LONDON	SE15 6PF
E - NP	NORTH PECKHAM ESTATE	4	PEAR COURT	EAST SURREY GROVE	LONDON	SE15 6PF
E - NP	NORTH PECKHAM ESTATE	5	PEAR COURT	EAST SURREY GROVE	LONDON	SE15 6PF
E - NP	NORTH PECKHAM ESTATE	6	PEAR COURT	EAST SURREY GROVE	LONDON	SE15 6PF
E - NP	NORTH PECKHAM ESTATE	7	PEAR COURT	EAST SURREY GROVE	LONDON	SE15 6PF
E - NP	NORTH PECKHAM ESTATE	8	PEAR COURT	EAST SURREY GROVE	LONDON	SE15 6PF
E - NP	NORTH PECKHAM ESTATE	9	PEAR COURT	EAST SURREY GROVE	LONDON	SE15 6PF
E - NP	NORTH PECKHAM ESTATE	9A	PEAR COURT	EAST SURREY GROVE	LONDON	SE15 6PF
E - NP	NORTH PECKHAM ESTATE	10	PEAR COURT	EAST SURREY GROVE	LONDON	SE15 6PF
E - NP	NORTH PECKHAM ESTATE	11	PEAR COURT	EAST SURREY GROVE	LONDON	SE15 6PF
E - NP	NORTH PECKHAM ESTATE	12	PEAR COURT	EAST SURREY GROVE	LONDON	SE15 6PF
E - NP	NORTH PECKHAM ESTATE	13	PEAR COURT	EAST SURREY GROVE	LONDON	SE15 6PF
E - NP	NORTH PECKHAM ESTATE	14	PEAR COURT	EAST SURREY GROVE	LONDON	SE15 6PF
E - NP	NORTH PECKHAM ESTATE	15	PEAR COURT	EAST SURREY GROVE	LONDON	SE15 6PF
E - NP	NORTH PECKHAM ESTATE	16	PEAR COURT	EAST SURREY GROVE	LONDON	SE15 6PF
E - NP	NORTH PECKHAM ESTATE	17	PEAR COURT	EAST SURREY GROVE	LONDON	SE15 6PF
E - NP	NORTH PECKHAM ESTATE	18	PEAR COURT	EAST SURREY GROVE	LONDON	SE15 6PF
E - NP	NORTH PECKHAM ESTATE		1	GARNIES CLOSE	LONDON	SE15 6HW
E - NP	NORTH PECKHAM ESTATE		2	GARNIES CLOSE	LONDON	SE15 6HW
E - NP	NORTH PECKHAM ESTATE		3	GARNIES CLOSE	LONDON	SE15 6HW
E - NP	NORTH PECKHAM ESTATE		4	GARNIES CLOSE	LONDON	SE15 6HW
E - NP	NORTH PECKHAM ESTATE		5	GARNIES CLOSE	LONDON	SE15 6HW
E - NP	NORTH PECKHAM ESTATE		6	GARNIES CLOSE	LONDON	SE15 6HW
E - NP	NORTH PECKHAM ESTATE		7	GARNIES CLOSE	LONDON	SE15 6HW
E - NP	NORTH PECKHAM ESTATE		8	GARNIES CLOSE	LONDON	SE15 6HW
E - NP	NORTH PECKHAM ESTATE		9	GARNIES CLOSE	LONDON	SE15 6HW
E - NP	NORTH PECKHAM ESTATE		10	GARNIES CLOSE	LONDON	SE15 6HW
E - NP	NORTH PECKHAM ESTATE		11	GARNIES CLOSE	LONDON	SE15 6HW

<i>Housing estate permit parking zone identifier</i>	<i>Name of housing estate permit parking zone</i>	<i>Address line 1</i>	<i>Address line 2</i>	<i>Street name</i>	<i>City</i>	<i>Postcode</i>
E - NP	NORTH PECKHAM ESTATE		12	GARNIES CLOSE	LONDON	SE15 6HW
E - NP	NORTH PECKHAM ESTATE		13	GARNIES CLOSE	LONDON	SE15 6HW
E - NP	NORTH PECKHAM ESTATE		14	GARNIES CLOSE	LONDON	SE15 6HW
E - NP	NORTH PECKHAM ESTATE		15	GARNIES CLOSE	LONDON	SE15 6HW
E - NP	NORTH PECKHAM ESTATE		16	GARNIES CLOSE	LONDON	SE15 6HW
E - NP	NORTH PECKHAM ESTATE		17	GARNIES CLOSE	LONDON	SE15 6HW
E - NP	NORTH PECKHAM ESTATE		18	GARNIES CLOSE	LONDON	SE15 6HW
E - NP	NORTH PECKHAM ESTATE		19	GARNIES CLOSE	LONDON	SE15 6HW
E - NP	NORTH PECKHAM ESTATE		20	GARNIES CLOSE	LONDON	SE15 6HW
E - NP	NORTH PECKHAM ESTATE		21	GARNIES CLOSE	LONDON	SE15 6HW
E - NP	NORTH PECKHAM ESTATE		22	GARNIES CLOSE	LONDON	SE15 6HW
E - NP	NORTH PECKHAM ESTATE		23	GARNIES CLOSE	LONDON	SE15 6HW
E - NP	NORTH PECKHAM ESTATE		24	GARNIES CLOSE	LONDON	SE15 6HW
E - NP	NORTH PECKHAM ESTATE		25	GARNIES CLOSE	LONDON	SE15 6HW
E - NP	NORTH PECKHAM ESTATE		27	GARNIES CLOSE	LONDON	SE15 6HW
E - NP	NORTH PECKHAM ESTATE		28	GARNIES CLOSE	LONDON	SE15 6HW
E - NP	NORTH PECKHAM ESTATE		29	GARNIES CLOSE	LONDON	SE15 6HW
E - NP	NORTH PECKHAM ESTATE		30	GARNIES CLOSE	LONDON	SE15 6HW
E - NP	NORTH PECKHAM ESTATE		31	GARNIES CLOSE	LONDON	SE15 6HW
E - NP	NORTH PECKHAM ESTATE		32	GARNIES CLOSE	LONDON	SE15 6HW
E - NP	NORTH PECKHAM ESTATE		33	GARNIES CLOSE	LONDON	SE15 6HW
E - NP	NORTH PECKHAM ESTATE		34	GARNIES CLOSE	LONDON	SE15 6HW
E - NP	NORTH PECKHAM ESTATE		35	GARNIES CLOSE	LONDON	SE15 6HW
E - NP	NORTH PECKHAM ESTATE		36	GARNIES CLOSE	LONDON	SE15 6HW
E - NP	NORTH PECKHAM ESTATE		37	GARNIES CLOSE	LONDON	SE15 6HW
E - NP	NORTH PECKHAM ESTATE		38	GARNIES CLOSE	LONDON	SE15 6HW
E - NP	NORTH PECKHAM ESTATE		39	GARNIES CLOSE	LONDON	SE15 6HW
E - NP	NORTH PECKHAM ESTATE		40	GARNIES CLOSE	LONDON	SE15 6HW
E - NP	NORTH PECKHAM ESTATE		41	GARNIES CLOSE	LONDON	SE15 6HW
E - NP	NORTH PECKHAM ESTATE		42	GARNIES CLOSE	LONDON	SE15 6HW
E - NP	NORTH PECKHAM ESTATE		43	GARNIES CLOSE	LONDON	SE15 6HW
E - NP	NORTH PECKHAM ESTATE		44	GARNIES CLOSE	LONDON	SE15 6HW
E - NP	NORTH PECKHAM ESTATE		45	GARNIES CLOSE	LONDON	SE15 6HW
E - NP	NORTH PECKHAM ESTATE		46	GARNIES CLOSE	LONDON	SE15 6HW
E - NP	NORTH PECKHAM ESTATE		47	GARNIES CLOSE	LONDON	SE15 6HW

<i>Housing estate permit parking zone identifier</i>	<i>Name of housing estate permit parking zone</i>	<i>Address line 1</i>	<i>Address line 2</i>	<i>Street name</i>	<i>City</i>	<i>Postcode</i>
E - NP	NORTH PECKHAM ESTATE		48	GARNIES CLOSE	LONDON	SE15 6HW
E - NP	NORTH PECKHAM ESTATE		49	GARNIES CLOSE	LONDON	SE15 6HW
E - NP	NORTH PECKHAM ESTATE		50	GARNIES CLOSE	LONDON	SE15 6HW
E - NP	NORTH PECKHAM ESTATE		51	GARNIES CLOSE	LONDON	SE15 6HW
E - NP	NORTH PECKHAM ESTATE		52	GARNIES CLOSE	LONDON	SE15 6HW
E - NP	NORTH PECKHAM ESTATE		53	GARNIES CLOSE	LONDON	SE15 6HW
E - NP	NORTH PECKHAM ESTATE		54	GARNIES CLOSE	LONDON	SE15 6HW
E - NP	NORTH PECKHAM ESTATE		55	GARNIES CLOSE	LONDON	SE15 6HW
E - NP	NORTH PECKHAM ESTATE		56	GARNIES CLOSE	LONDON	SE15 6HW
E - NP	NORTH PECKHAM ESTATE		57	GARNIES CLOSE	LONDON	SE15 6HW
E - NP	NORTH PECKHAM ESTATE		58	GARNIES CLOSE	LONDON	SE15 6HW
E - NP	NORTH PECKHAM ESTATE		59	GARNIES CLOSE	LONDON	SE15 6HW
E - NP	NORTH PECKHAM ESTATE		60	GARNIES CLOSE	LONDON	SE15 6HW
E - NP	NORTH PECKHAM ESTATE	FLAT 1	AMSTEL COURT	GARNIES CLOSE	LONDON	SE15 6LN
E - NP	NORTH PECKHAM ESTATE	FLAT 2	AMSTEL COURT	GARNIES CLOSE	LONDON	SE15 6LN
E - NP	NORTH PECKHAM ESTATE	FLAT 3	AMSTEL COURT	GARNIES CLOSE	LONDON	SE15 6LN
E - NP	NORTH PECKHAM ESTATE	FLAT 4	AMSTEL COURT	GARNIES CLOSE	LONDON	SE15 6LN
E - NP	NORTH PECKHAM ESTATE	FLAT 5	AMSTEL COURT	GARNIES CLOSE	LONDON	SE15 6LN
E - NP	NORTH PECKHAM ESTATE	FLAT 6	AMSTEL COURT	GARNIES CLOSE	LONDON	SE15 6LN
E - NP	NORTH PECKHAM ESTATE	FLAT 7	AMSTEL COURT	GARNIES CLOSE	LONDON	SE15 6LN
E - NP	NORTH PECKHAM ESTATE	FLAT 8	AMSTEL COURT	GARNIES CLOSE	LONDON	SE15 6LN
E - NP	NORTH PECKHAM ESTATE	FLAT 9	AMSTEL COURT	GARNIES CLOSE	LONDON	SE15 6LN
E - NP	NORTH PECKHAM ESTATE	FLAT 10	AMSTEL COURT	GARNIES CLOSE	LONDON	SE15 6LN
E - NP	NORTH PECKHAM ESTATE	FLAT 11	AMSTEL COURT	GARNIES CLOSE	LONDON	SE15 6LN
E - NP	NORTH PECKHAM ESTATE	FLAT 12	AMSTEL COURT	GARNIES CLOSE	LONDON	SE15 6LN
E - NP	NORTH PECKHAM ESTATE	FLAT 13	AMSTEL COURT	GARNIES CLOSE	LONDON	SE15 6LN
E - NP	NORTH PECKHAM ESTATE	FLAT 14	AMSTEL COURT	GARNIES CLOSE	LONDON	SE15 6LN
E - NP	NORTH PECKHAM ESTATE	FLAT 15	AMSTEL COURT	GARNIES CLOSE	LONDON	SE15 6LN
E - NP	NORTH PECKHAM ESTATE	FLAT 16	AMSTEL COURT	GARNIES CLOSE	LONDON	SE15 6LN
E - NP	NORTH PECKHAM ESTATE	FLAT 58	BLOSSOM COURT	GARNIES CLOSE	LONDON	SE15 6FW
E - NP	NORTH PECKHAM ESTATE	FLAT 59	BLOSSOM COURT	GARNIES CLOSE	LONDON	SE15 6FW
E - NP	NORTH PECKHAM ESTATE	FLAT 60	BLOSSOM COURT	GARNIES CLOSE	LONDON	SE15 6FW
E - NP	NORTH PECKHAM ESTATE	FLAT 61	BLOSSOM COURT	GARNIES CLOSE	LONDON	SE15 6FW
E - NP	NORTH PECKHAM ESTATE	FLAT 62	BLOSSOM COURT	GARNIES CLOSE	LONDON	SE15 6FW
E - NP	NORTH PECKHAM ESTATE	FLAT 63	BLOSSOM COURT	GARNIES CLOSE	LONDON	SE15 6FW

<i>Housing estate permit parking zone identifier</i>	<i>Name of housing estate permit parking zone</i>	<i>Address line 1</i>	<i>Address line 2</i>	<i>Street name</i>	<i>City</i>	<i>Postcode</i>
E - NP	NORTH PECKHAM ESTATE	FLAT 64	BLOSSOM COURT	GARNIES CLOSE	LONDON	SE15 6FW
E - NP	NORTH PECKHAM ESTATE	FLAT 65	BLOSSOM COURT	GARNIES CLOSE	LONDON	SE15 6FW
E - NP	NORTH PECKHAM ESTATE	FLAT 66	BLOSSOM COURT	GARNIES CLOSE	LONDON	SE15 6FW
E - NP	NORTH PECKHAM ESTATE	FLAT 67	BLOSSOM COURT	GARNIES CLOSE	LONDON	SE15 6FW
E - NP	NORTH PECKHAM ESTATE	FLAT 68	BLOSSOM COURT	GARNIES CLOSE	LONDON	SE15 6FW
E - NP	NORTH PECKHAM ESTATE	FLAT 69	BLOSSOM COURT	GARNIES CLOSE	LONDON	SE15 6FW
E - NP	NORTH PECKHAM ESTATE	FLAT 70	BLOSSOM COURT	GARNIES CLOSE	LONDON	SE15 6FW
E - NP	NORTH PECKHAM ESTATE	FLAT 1	INDUS COURT	GARNIES CLOSE	LONDON	SE15 6LW
E - NP	NORTH PECKHAM ESTATE	FLAT 2	INDUS COURT	GARNIES CLOSE	LONDON	SE15 6LW
E - NP	NORTH PECKHAM ESTATE	FLAT 3	INDUS COURT	GARNIES CLOSE	LONDON	SE15 6LW
E - NP	NORTH PECKHAM ESTATE	FLAT 4	INDUS COURT	GARNIES CLOSE	LONDON	SE15 6LW
E - NP	NORTH PECKHAM ESTATE	FLAT 5	INDUS COURT	GARNIES CLOSE	LONDON	SE15 6LW
E - NP	NORTH PECKHAM ESTATE	FLAT 6	INDUS COURT	GARNIES CLOSE	LONDON	SE15 6LW
E - NP	NORTH PECKHAM ESTATE	FLAT 7	INDUS COURT	GARNIES CLOSE	LONDON	SE15 6LW
E - NP	NORTH PECKHAM ESTATE	FLAT 8	INDUS COURT	GARNIES CLOSE	LONDON	SE15 6LW
E - NP	NORTH PECKHAM ESTATE	FLAT 1	PALM COURT	GARNIES CLOSE	LONDON	SE15 6PB
E - NP	NORTH PECKHAM ESTATE	FLAT 2	PALM COURT	GARNIES CLOSE	LONDON	SE15 6PB
E - NP	NORTH PECKHAM ESTATE	FLAT 3	PALM COURT	GARNIES CLOSE	LONDON	SE15 6PB
E - NP	NORTH PECKHAM ESTATE	FLAT 4	PALM COURT	GARNIES CLOSE	LONDON	SE15 6PB
E - NP	NORTH PECKHAM ESTATE	FLAT 5	PALM COURT	GARNIES CLOSE	LONDON	SE15 6PB
E - NP	NORTH PECKHAM ESTATE	FLAT 6	PALM COURT	GARNIES CLOSE	LONDON	SE15 6PB
E - NP	NORTH PECKHAM ESTATE	FLAT 7	PALM COURT	GARNIES CLOSE	LONDON	SE15 6PB
E - NP	NORTH PECKHAM ESTATE	FLAT 8	PALM COURT	GARNIES CLOSE	LONDON	SE15 6PB
E - NP	NORTH PECKHAM ESTATE	FLAT 9	PALM COURT	GARNIES CLOSE	LONDON	SE15 6PB
E - NP	NORTH PECKHAM ESTATE	FLAT 10	PALM COURT	GARNIES CLOSE	LONDON	SE15 6PB
E - NP	NORTH PECKHAM ESTATE	FLAT 11	PALM COURT	GARNIES CLOSE	LONDON	SE15 6PB
E - NP	NORTH PECKHAM ESTATE	FLAT 12	PALM COURT	GARNIES CLOSE	LONDON	SE15 6PB
E - NP	NORTH PECKHAM ESTATE	FLAT 13	PALM COURT	GARNIES CLOSE	LONDON	SE15 6PB
E - NP	NORTH PECKHAM ESTATE	FLAT 14	PALM COURT	GARNIES CLOSE	LONDON	SE15 6PB
E - NP	NORTH PECKHAM ESTATE	FLAT 15	PALM COURT	GARNIES CLOSE	LONDON	SE15 6PB
E - NP	NORTH PECKHAM ESTATE	FLAT 16	PALM COURT	GARNIES CLOSE	LONDON	SE15 6PB
E - NP	NORTH PECKHAM ESTATE	FLAT 17	PALM COURT	GARNIES CLOSE	LONDON	SE15 6PB
E - NP	NORTH PECKHAM ESTATE	FLAT 18	PALM COURT	GARNIES CLOSE	LONDON	SE15 6PB
E - NP	NORTH PECKHAM ESTATE	FLAT 19	PALM COURT	GARNIES CLOSE	LONDON	SE15 6PB
E - NP	NORTH PECKHAM ESTATE	FLAT 20	PALM COURT	GARNIES CLOSE	LONDON	SE15 6PB

<i>Housing estate permit parking zone identifier</i>	<i>Name of housing estate permit parking zone</i>	<i>Address line 1</i>	<i>Address line 2</i>	<i>Street name</i>	<i>City</i>	<i>Postcode</i>
E - NP	NORTH PECKHAM ESTATE	FLAT 21	PALM COURT	GARNIES CLOSE	LONDON	SE15 6PB
E - NP	NORTH PECKHAM ESTATE	FLAT 22	PALM COURT	GARNIES CLOSE	LONDON	SE15 6PB
E - NP	NORTH PECKHAM ESTATE	FLAT 23	PALM COURT	GARNIES CLOSE	LONDON	SE15 6PB
E - NP	NORTH PECKHAM ESTATE	FLAT 24	PALM COURT	GARNIES CLOSE	LONDON	SE15 6PB
E - NP	NORTH PECKHAM ESTATE	FLAT 25	PALM COURT	GARNIES CLOSE	LONDON	SE15 6PB
E - NP	NORTH PECKHAM ESTATE	FLAT 26	PALM COURT	GARNIES CLOSE	LONDON	SE15 6PB
E - NP	NORTH PECKHAM ESTATE	FLAT 27	PALM COURT	GARNIES CLOSE	LONDON	SE15 6PB
E - NP	NORTH PECKHAM ESTATE	FLAT 28	PALM COURT	GARNIES CLOSE	LONDON	SE15 6PB
E - NP	NORTH PECKHAM ESTATE	FLAT 29	PALM COURT	GARNIES CLOSE	LONDON	SE15 6PB
E - NP	NORTH PECKHAM ESTATE	FLAT 30	PALM COURT	GARNIES CLOSE	LONDON	SE15 6PB
E - NP	NORTH PECKHAM ESTATE	FLAT 31	PALM COURT	GARNIES CLOSE	LONDON	SE15 6PB
E - NP	NORTH PECKHAM ESTATE	FLAT 32	PALM COURT	GARNIES CLOSE	LONDON	SE15 6PB
E - NP	NORTH PECKHAM ESTATE	FLAT 33	PALM COURT	GARNIES CLOSE	LONDON	SE15 6PB
E - NP	NORTH PECKHAM ESTATE	FLAT 1	ROWAN COURT	GARNIES CLOSE	LONDON	SE15 6PE
E - NP	NORTH PECKHAM ESTATE	FLAT 2	ROWAN COURT	GARNIES CLOSE	LONDON	SE15 6PE
E - NP	NORTH PECKHAM ESTATE	FLAT 3	ROWAN COURT	GARNIES CLOSE	LONDON	SE15 6PE
E - NP	NORTH PECKHAM ESTATE	FLAT 4	ROWAN COURT	GARNIES CLOSE	LONDON	SE15 6PE
E - NP	NORTH PECKHAM ESTATE	FLAT 5	ROWAN COURT	GARNIES CLOSE	LONDON	SE15 6PE
E - NP	NORTH PECKHAM ESTATE	FLAT 6	ROWAN COURT	GARNIES CLOSE	LONDON	SE15 6PE
E - NP	NORTH PECKHAM ESTATE	FLAT 7	ROWAN COURT	GARNIES CLOSE	LONDON	SE15 6PE
E - NP	NORTH PECKHAM ESTATE	FLAT 8	ROWAN COURT	GARNIES CLOSE	LONDON	SE15 6PE
E - NP	NORTH PECKHAM ESTATE	FLAT 9	ROWAN COURT	GARNIES CLOSE	LONDON	SE15 6PE
E - NP	NORTH PECKHAM ESTATE	FLAT 10	ROWAN COURT	GARNIES CLOSE	LONDON	SE15 6PE
E - NP	NORTH PECKHAM ESTATE	FLAT 11	ROWAN COURT	GARNIES CLOSE	LONDON	SE15 6PE
E - NP	NORTH PECKHAM ESTATE	FLAT 12	ROWAN COURT	GARNIES CLOSE	LONDON	SE15 6PE
E - NP	NORTH PECKHAM ESTATE	FLAT 13	ROWAN COURT	GARNIES CLOSE	LONDON	SE15 6PE
E - NP	NORTH PECKHAM ESTATE	FLAT 14	ROWAN COURT	GARNIES CLOSE	LONDON	SE15 6PE
E - NP	NORTH PECKHAM ESTATE	FLAT 15	ROWAN COURT	GARNIES CLOSE	LONDON	SE15 6PE
E - NP	NORTH PECKHAM ESTATE	FLAT 16	ROWAN COURT	GARNIES CLOSE	LONDON	SE15 6PE
E - NP	NORTH PECKHAM ESTATE	FLAT 17	ROWAN COURT	GARNIES CLOSE	LONDON	SE15 6PE
E - NP	NORTH PECKHAM ESTATE	FLAT 18	ROWAN COURT	GARNIES CLOSE	LONDON	SE15 6PE
E - NP	NORTH PECKHAM ESTATE	FLAT 19	ROWAN COURT	GARNIES CLOSE	LONDON	SE15 6PE
E - NP	NORTH PECKHAM ESTATE	FLAT 20	ROWAN COURT	GARNIES CLOSE	LONDON	SE15 6PE
E - NP	NORTH PECKHAM ESTATE	FLAT 21	ROWAN COURT	GARNIES CLOSE	LONDON	SE15 6PE
E - NP	NORTH PECKHAM ESTATE	FLAT 22	ROWAN COURT	GARNIES CLOSE	LONDON	SE15 6PE

<i>Housing estate permit parking zone identifier</i>	<i>Name of housing estate permit parking zone</i>	<i>Address line 1</i>	<i>Address line 2</i>	<i>Street name</i>	<i>City</i>	<i>Postcode</i>
E - NP	NORTH PECKHAM ESTATE	FLAT 23	ROWAN COURT	GARNIES CLOSE	LONDON	SE15 6PE
E - NP	NORTH PECKHAM ESTATE	FLAT 24	ROWAN COURT	GARNIES CLOSE	LONDON	SE15 6PE
E - NP	NORTH PECKHAM ESTATE	FLAT 25	ROWAN COURT	GARNIES CLOSE	LONDON	SE15 6PE
E - NP	NORTH PECKHAM ESTATE	FLAT 26	ROWAN COURT	GARNIES CLOSE	LONDON	SE15 6PE
E - NP	NORTH PECKHAM ESTATE	FLAT 27	ROWAN COURT	GARNIES CLOSE	LONDON	SE15 6PE
E - NP	NORTH PECKHAM ESTATE	FLAT 28	ROWAN COURT	GARNIES CLOSE	LONDON	SE15 6PE
E - NP	NORTH PECKHAM ESTATE	FLAT 29	ROWAN COURT	GARNIES CLOSE	LONDON	SE15 6PE
E - NP	NORTH PECKHAM ESTATE	FLAT 30	ROWAN COURT	GARNIES CLOSE	LONDON	SE15 6PE
E - NP	NORTH PECKHAM ESTATE	FLAT 31	ROWAN COURT	GARNIES CLOSE	LONDON	SE15 6PE
E - NP	NORTH PECKHAM ESTATE	FLAT 32	ROWAN COURT	GARNIES CLOSE	LONDON	SE15 6PE
E - NP	NORTH PECKHAM ESTATE	FLAT 33	ROWAN COURT	GARNIES CLOSE	LONDON	SE15 6PE
E - NP	NORTH PECKHAM ESTATE	FLAT 34	ROWAN COURT	GARNIES CLOSE	LONDON	SE15 6PE
E - NP	NORTH PECKHAM ESTATE	FLAT 35	ROWAN COURT	GARNIES CLOSE	LONDON	SE15 6PE
E - NP	NORTH PECKHAM ESTATE	FLAT 36	ROWAN COURT	GARNIES CLOSE	LONDON	SE15 6PE
E - NP	NORTH PECKHAM ESTATE	FLAT 37	ROWAN COURT	GARNIES CLOSE	LONDON	SE15 6PE
E - NP	NORTH PECKHAM ESTATE	FLAT 38	ROWAN COURT	GARNIES CLOSE	LONDON	SE15 6PE
E - NP	NORTH PECKHAM ESTATE	FLAT 39	ROWAN COURT	GARNIES CLOSE	LONDON	SE15 6PE
E - NP	NORTH PECKHAM ESTATE	FLAT 40	ROWAN COURT	GARNIES CLOSE	LONDON	SE15 6PE
E - NP	NORTH PECKHAM ESTATE	FLAT 41	ROWAN COURT	GARNIES CLOSE	LONDON	SE15 6PE
E - NP	NORTH PECKHAM ESTATE	FLAT 42	ROWAN COURT	GARNIES CLOSE	LONDON	SE15 6PE
E - NP	NORTH PECKHAM ESTATE	FLAT 43	ROWAN COURT	GARNIES CLOSE	LONDON	SE15 6PE
E - NP	NORTH PECKHAM ESTATE	FLAT 44	ROWAN COURT	GARNIES CLOSE	LONDON	SE15 6PE
E - NP	NORTH PECKHAM ESTATE	FLAT 45	ROWAN COURT	GARNIES CLOSE	LONDON	SE15 6PE
E - NP	NORTH PECKHAM ESTATE	FLAT 46	ROWAN COURT	GARNIES CLOSE	LONDON	SE15 6PE
E - NP	NORTH PECKHAM ESTATE	FLAT 47	ROWAN COURT	GARNIES CLOSE	LONDON	SE15 6PE
E - NP	NORTH PECKHAM ESTATE	FLAT 48	ROWAN COURT	GARNIES CLOSE	LONDON	SE15 6PE
E - NP	NORTH PECKHAM ESTATE	FLAT 49	ROWAN COURT	GARNIES CLOSE	LONDON	SE15 6PE
E - NP	NORTH PECKHAM ESTATE	FLAT 1	SHANNON COURT	GARNIES CLOSE	LONDON	SE15 6LJ
E - NP	NORTH PECKHAM ESTATE	FLAT 2	SHANNON COURT	GARNIES CLOSE	LONDON	SE15 6LJ
E - NP	NORTH PECKHAM ESTATE	FLAT 3	SHANNON COURT	GARNIES CLOSE	LONDON	SE15 6LJ
E - NP	NORTH PECKHAM ESTATE	FLAT 4	SHANNON COURT	GARNIES CLOSE	LONDON	SE15 6LJ
E - NP	NORTH PECKHAM ESTATE	FLAT 5	SHANNON COURT	GARNIES CLOSE	LONDON	SE15 6LJ
E - NP	NORTH PECKHAM ESTATE	FLAT 6	SHANNON COURT	GARNIES CLOSE	LONDON	SE15 6LJ
E - NP	NORTH PECKHAM ESTATE	FLAT 7	SHANNON COURT	GARNIES CLOSE	LONDON	SE15 6LJ
E - NP	NORTH PECKHAM ESTATE	FLAT 8	SHANNON COURT	GARNIES CLOSE	LONDON	SE15 6LJ

<i>Housing estate permit parking zone identifier</i>	<i>Name of housing estate permit parking zone</i>	<i>Address line 1</i>	<i>Address line 2</i>	<i>Street name</i>	<i>City</i>	<i>Postcode</i>
E - NP	NORTH PECKHAM ESTATE	FLAT 9	SHANNON COURT	GARNIES CLOSE	LONDON	SE15 6LJ
E - NP	NORTH PECKHAM ESTATE	FLAT 10	SHANNON COURT	GARNIES CLOSE	LONDON	SE15 6LJ
E - NP	NORTH PECKHAM ESTATE	FLAT 11	SHANNON COURT	GARNIES CLOSE	LONDON	SE15 6LJ
E - NP	NORTH PECKHAM ESTATE		1	PENTRIDGE STREET	LONDON	SE15 6JF
E - NP	NORTH PECKHAM ESTATE		2	PENTRIDGE STREET	LONDON	SE15 6JF
E - NP	NORTH PECKHAM ESTATE		3	PENTRIDGE STREET	LONDON	SE15 6JF
E - NP	NORTH PECKHAM ESTATE		4	PENTRIDGE STREET	LONDON	SE15 6JF
E - NP	NORTH PECKHAM ESTATE		5	PENTRIDGE STREET	LONDON	SE15 6JF
E - NP	NORTH PECKHAM ESTATE		6	PENTRIDGE STREET	LONDON	SE15 6JF
E - NP	NORTH PECKHAM ESTATE		7	PENTRIDGE STREET	LONDON	SE15 6JF
E - NP	NORTH PECKHAM ESTATE		8	PENTRIDGE STREET	LONDON	SE15 6JF
E - NP	NORTH PECKHAM ESTATE		9	PENTRIDGE STREET	LONDON	SE15 6JF
E - NP	NORTH PECKHAM ESTATE		10	PENTRIDGE STREET	LONDON	SE15 6JF
E - NP	NORTH PECKHAM ESTATE		11	PENTRIDGE STREET	LONDON	SE15 6JF
E - NP	NORTH PECKHAM ESTATE		12	PENTRIDGE STREET	LONDON	SE15 6JF
E - NP	NORTH PECKHAM ESTATE		13	PENTRIDGE STREET	LONDON	SE15 6JF
E - NP	NORTH PECKHAM ESTATE		14	PENTRIDGE STREET	LONDON	SE15 6JF
E - NP	NORTH PECKHAM ESTATE		15	PENTRIDGE STREET	LONDON	SE15 6JF
E - NP	NORTH PECKHAM ESTATE		16	PENTRIDGE STREET	LONDON	SE15 6JF
E - NP	NORTH PECKHAM ESTATE		17	PENTRIDGE STREET	LONDON	SE15 6JF
E - NP	NORTH PECKHAM ESTATE		18	PENTRIDGE STREET	LONDON	SE15 6JF
E - NP	NORTH PECKHAM ESTATE		19	PENTRIDGE STREET	LONDON	SE15 6JF
E - NP	NORTH PECKHAM ESTATE		20	PENTRIDGE STREET	LONDON	SE15 6JF
E - NP	NORTH PECKHAM ESTATE		21	PENTRIDGE STREET	LONDON	SE15 6JF
E - NP	NORTH PECKHAM ESTATE		22	PENTRIDGE STREET	LONDON	SE15 6JF
E - NP	NORTH PECKHAM ESTATE		23	PENTRIDGE STREET	LONDON	SE15 6JF
E - NP	NORTH PECKHAM ESTATE		24	PENTRIDGE STREET	LONDON	SE15 6JF
E - NP	NORTH PECKHAM ESTATE		25	PENTRIDGE STREET	LONDON	SE15 6JF
E - NP	NORTH PECKHAM ESTATE		26	PENTRIDGE STREET	LONDON	SE15 6JF
E - NP	NORTH PECKHAM ESTATE		27	PENTRIDGE STREET	LONDON	SE15 6JF
E - NP	NORTH PECKHAM ESTATE		28	PENTRIDGE STREET	LONDON	SE15 6JF
E - NP	NORTH PECKHAM ESTATE		29	PENTRIDGE STREET	LONDON	SE15 6JF
E - NP	NORTH PECKHAM ESTATE		30	PENTRIDGE STREET	LONDON	SE15 6JF
E - NP	NORTH PECKHAM ESTATE		31	PENTRIDGE STREET	LONDON	SE15 6JF
E - NP	NORTH PECKHAM ESTATE		32	PENTRIDGE STREET	LONDON	SE15 6JF

<i>Housing estate permit parking zone identifier</i>	<i>Name of housing estate permit parking zone</i>	<i>Address line 1</i>	<i>Address line 2</i>	<i>Street name</i>	<i>City</i>	<i>Postcode</i>
E - NP	NORTH PECKHAM ESTATE		33	PENTRIDGE STREET	LONDON	SE15 6JF
E - NP	NORTH PECKHAM ESTATE		34	PENTRIDGE STREET	LONDON	SE15 6JF
E - NP	NORTH PECKHAM ESTATE		35	PENTRIDGE STREET	LONDON	SE15 6JF
E - NP	NORTH PECKHAM ESTATE		36	PENTRIDGE STREET	LONDON	SE15 6JF
E - NP	NORTH PECKHAM ESTATE		37	PENTRIDGE STREET	LONDON	SE15 6JE
E - NP	NORTH PECKHAM ESTATE		38	PENTRIDGE STREET	LONDON	SE15 6JE
E - NP	NORTH PECKHAM ESTATE		39	PENTRIDGE STREET	LONDON	SE15 6JE
E - NP	NORTH PECKHAM ESTATE		40	PENTRIDGE STREET	LONDON	SE15 6JE
E - NP	NORTH PECKHAM ESTATE		41	PENTRIDGE STREET	LONDON	SE15 6JE
E - NP	NORTH PECKHAM ESTATE		42	PENTRIDGE STREET	LONDON	SE15 6JE
E - NP	NORTH PECKHAM ESTATE		43	PENTRIDGE STREET	LONDON	SE15 6JE
E - NP	NORTH PECKHAM ESTATE		44	PENTRIDGE STREET	LONDON	SE15 6JE
E - NP	NORTH PECKHAM ESTATE		45	PENTRIDGE STREET	LONDON	SE15 6JE
E - NP	NORTH PECKHAM ESTATE		46	PENTRIDGE STREET	LONDON	SE15 6JE
E - NP	NORTH PECKHAM ESTATE		47	PENTRIDGE STREET	LONDON	SE15 6JE
E - NP	NORTH PECKHAM ESTATE		48	PENTRIDGE STREET	LONDON	SE15 6JE
E - NP	NORTH PECKHAM ESTATE		49	PENTRIDGE STREET	LONDON	SE15 6JE
E - NP	NORTH PECKHAM ESTATE		50	PENTRIDGE STREET	LONDON	SE15 6JE
E - NP	NORTH PECKHAM ESTATE		51	PENTRIDGE STREET	LONDON	SE15 6JE
E - NP	NORTH PECKHAM ESTATE		52	PENTRIDGE STREET	LONDON	SE15 6JE
E - NP	NORTH PECKHAM ESTATE		53	PENTRIDGE STREET	LONDON	SE15 6JE
E - NP	NORTH PECKHAM ESTATE		54	PENTRIDGE STREET	LONDON	SE15 6JE
E - NP	NORTH PECKHAM ESTATE		55	PENTRIDGE STREET	LONDON	SE15 6JE
E - NP	NORTH PECKHAM ESTATE		56	PENTRIDGE STREET	LONDON	SE15 6JE
E - NP	NORTH PECKHAM ESTATE		57	PENTRIDGE STREET	LONDON	SE15 6JE
E - NP	NORTH PECKHAM ESTATE		58	PENTRIDGE STREET	LONDON	SE15 6JE
E - NP	NORTH PECKHAM ESTATE		59	PENTRIDGE STREET	LONDON	SE15 6JE
E - NP	NORTH PECKHAM ESTATE		60	PENTRIDGE STREET	LONDON	SE15 6JE
E - NP	NORTH PECKHAM ESTATE		61	PENTRIDGE STREET	LONDON	SE15 6JE
E - NP	NORTH PECKHAM ESTATE		62	PENTRIDGE STREET	LONDON	SE15 6JE
E - NP	NORTH PECKHAM ESTATE		63	PENTRIDGE STREET	LONDON	SE15 6JE
E - NP	NORTH PECKHAM ESTATE		64	PENTRIDGE STREET	LONDON	SE15 6JE
E - NP	NORTH PECKHAM ESTATE		65	PENTRIDGE STREET	LONDON	SE15 6JE
E - NP	NORTH PECKHAM ESTATE		66	PENTRIDGE STREET	LONDON	SE15 6JE
E - NP	NORTH PECKHAM ESTATE		67	PENTRIDGE STREET	LONDON	SE15 6JE



<i>Housing estate permit parking zone identifier</i>	<i>Name of housing estate permit parking zone</i>	<i>Address line 1</i>	<i>Address line 2</i>	<i>Street name</i>	<i>City</i>	<i>Postcode</i>
E - NP	NORTH PECKHAM ESTATE		100	PENTRIDGE STREET	LONDON	SE15 6LG
E - NP	NORTH PECKHAM ESTATE		1	POTTER CLOSE	LONDON	SE15 6DS
E - NP	NORTH PECKHAM ESTATE		2	POTTER CLOSE	LONDON	SE15 6DS
E - NP	NORTH PECKHAM ESTATE		3	POTTER CLOSE	LONDON	SE15 6DS
E - NP	NORTH PECKHAM ESTATE		4	POTTER CLOSE	LONDON	SE15 6DS
E - NP	NORTH PECKHAM ESTATE		5	POTTER CLOSE	LONDON	SE15 6DS
E - NP	NORTH PECKHAM ESTATE		6	POTTER CLOSE	LONDON	SE15 6DS
E - NP	NORTH PECKHAM ESTATE		7	POTTER CLOSE	LONDON	SE15 6DS
E - NP	NORTH PECKHAM ESTATE		8	POTTER CLOSE	LONDON	SE15 6DS
E - NP	NORTH PECKHAM ESTATE		1	SAMUEL STREET	LONDON	SE15 6HH
E - NP	NORTH PECKHAM ESTATE		2	SAMUEL STREET	LONDON	SE15 6HH
E - NP	NORTH PECKHAM ESTATE		3	SAMUEL STREET	LONDON	SE15 6HH
E - NP	NORTH PECKHAM ESTATE		4	SAMUEL STREET	LONDON	SE15 6HH
E - NP	NORTH PECKHAM ESTATE		5	SAMUEL STREET	LONDON	SE15 6HH
E - NP	NORTH PECKHAM ESTATE		6	SAMUEL STREET	LONDON	SE15 6HH
E - NP	NORTH PECKHAM ESTATE		7	SAMUEL STREET	LONDON	SE15 6HH
E - NP	NORTH PECKHAM ESTATE		8	SAMUEL STREET	LONDON	SE15 6HH
E - NP	NORTH PECKHAM ESTATE		9	SAMUEL STREET	LONDON	SE15 6HH
E - NP	NORTH PECKHAM ESTATE		10	SAMUEL STREET	LONDON	SE15 6HH
E - NP	NORTH PECKHAM ESTATE		11	SAMUEL STREET	LONDON	SE15 6HH
E - NP	NORTH PECKHAM ESTATE		12	SAMUEL STREET	LONDON	SE15 6HH
E - NP	NORTH PECKHAM ESTATE	FLAT 8	BLOSSOM COURT	SHIELD STREET	LONDON	SE15 6FT
E - NP	NORTH PECKHAM ESTATE	FLAT 9	BLOSSOM COURT	SHIELD STREET	LONDON	SE15 6FT
E - NP	NORTH PECKHAM ESTATE	FLAT 10	BLOSSOM COURT	SHIELD STREET	LONDON	SE15 6FT
E - NP	NORTH PECKHAM ESTATE	FLAT 11	BLOSSOM COURT	SHIELD STREET	LONDON	SE15 6FT
E - NP	NORTH PECKHAM ESTATE	FLAT 12	BLOSSOM COURT	SHIELD STREET	LONDON	SE15 6FT
E - NP	NORTH PECKHAM ESTATE	FLAT 13	BLOSSOM COURT	SHIELD STREET	LONDON	SE15 6FT
E - NP	NORTH PECKHAM ESTATE	FLAT 14	BLOSSOM COURT	SHIELD STREET	LONDON	SE15 6FT
E - NP	NORTH PECKHAM ESTATE	FLAT 15	BLOSSOM COURT	SHIELD STREET	LONDON	SE15 6FT
E - NP	NORTH PECKHAM ESTATE	FLAT 16	BLOSSOM COURT	SHIELD STREET	LONDON	SE15 6FT
E - NP	NORTH PECKHAM ESTATE	FLAT 17	BLOSSOM COURT	SHIELD STREET	LONDON	SE15 6FT
E - NP	NORTH PECKHAM ESTATE	FLAT 18	BLOSSOM COURT	SHIELD STREET	LONDON	SE15 6FT
E - NP	NORTH PECKHAM ESTATE	FLAT 19	BLOSSOM COURT	SHIELD STREET	LONDON	SE15 6FT
E - NP	NORTH PECKHAM ESTATE	FLAT 20	BLOSSOM COURT	SHIELD STREET	LONDON	SE15 6FT
E - NP	NORTH PECKHAM ESTATE	FLAT 38	LEYLAND COURT	SHIELD STREET	LONDON	SE15 6PJ

<i>Housing estate permit parking zone identifier</i>	<i>Name of housing estate permit parking zone</i>	<i>Address line 1</i>	<i>Address line 2</i>	<i>Street name</i>	<i>City</i>	<i>Postcode</i>
E - NP	NORTH PECKHAM ESTATE	FLAT 39	LEYLAND COURT	SHIELD STREET	LONDON	SE15 6PJ
E - NP	NORTH PECKHAM ESTATE	FLAT 40	LEYLAND COURT	SHIELD STREET	LONDON	SE15 6PJ
E - NP	NORTH PECKHAM ESTATE	FLAT 41	LEYLAND COURT	SHIELD STREET	LONDON	SE15 6PJ
E - NP	NORTH PECKHAM ESTATE	FLAT 42	LEYLAND COURT	SHIELD STREET	LONDON	SE15 6PJ
E - NP	NORTH PECKHAM ESTATE	FLAT 21	BLOSSOM COURT	SUMNER ROAD	LONDON	SE15 6FU
E - NP	NORTH PECKHAM ESTATE	FLAT 22	BLOSSOM COURT	SUMNER ROAD	LONDON	SE15 6FU
E - NP	NORTH PECKHAM ESTATE	FLAT 23	BLOSSOM COURT	SUMNER ROAD	LONDON	SE15 6FU
E - NP	NORTH PECKHAM ESTATE	FLAT 24	BLOSSOM COURT	SUMNER ROAD	LONDON	SE15 6FU
E - NP	NORTH PECKHAM ESTATE	FLAT 25	BLOSSOM COURT	SUMNER ROAD	LONDON	SE15 6FU
E - NP	NORTH PECKHAM ESTATE	FLAT 26	BLOSSOM COURT	SUMNER ROAD	LONDON	SE15 6FU
E - NP	NORTH PECKHAM ESTATE	FLAT 27	BLOSSOM COURT	SUMNER ROAD	LONDON	SE15 6FU
E - NP	NORTH PECKHAM ESTATE	FLAT 28	BLOSSOM COURT	SUMNER ROAD	LONDON	SE15 6FU
E - NP	NORTH PECKHAM ESTATE	FLAT 29	BLOSSOM COURT	SUMNER ROAD	LONDON	SE15 6FU
E - NP	NORTH PECKHAM ESTATE	FLAT 30	BLOSSOM COURT	SUMNER ROAD	LONDON	SE15 6FU
E - NP	NORTH PECKHAM ESTATE	FLAT 31	BLOSSOM COURT	SUMNER ROAD	LONDON	SE15 6FU
E - NP	NORTH PECKHAM ESTATE	FLAT 32	BLOSSOM COURT	SUMNER ROAD	LONDON	SE15 6FU
E - NP	NORTH PECKHAM ESTATE	FLAT 33	BLOSSOM COURT	SUMNER ROAD	LONDON	SE15 6FU
E - NP	NORTH PECKHAM ESTATE	FLAT 34	BLOSSOM COURT	SUMNER ROAD	LONDON	SE15 6FU
E - NP	NORTH PECKHAM ESTATE	FLAT 35	BLOSSOM COURT	SUMNER ROAD	LONDON	SE15 6FU
E - NP	NORTH PECKHAM ESTATE	FLAT 36	BLOSSOM COURT	SUMNER ROAD	LONDON	SE15 6FU
E - NP	NORTH PECKHAM ESTATE	FLAT 37	BLOSSOM COURT	SUMNER ROAD	LONDON	SE15 6FU
E - NP	NORTH PECKHAM ESTATE	FLAT 38	BLOSSOM COURT	SUMNER ROAD	LONDON	SE15 6FU
E - NP	NORTH PECKHAM ESTATE	FLAT 39	BLOSSOM COURT	SUMNER ROAD	LONDON	SE15 6FU
E - NP	NORTH PECKHAM ESTATE	FLAT 40	BLOSSOM COURT	SUMNER ROAD	LONDON	SE15 6FU
E - NP	NORTH PECKHAM ESTATE	FLAT 41	BLOSSOM COURT	SUMNER ROAD	LONDON	SE15 6FU
E - NP	NORTH PECKHAM ESTATE	FLAT 42	BLOSSOM COURT	SUMNER ROAD	LONDON	SE15 6FU
E - NP	NORTH PECKHAM ESTATE	FLAT 43	BLOSSOM COURT	SUMNER ROAD	LONDON	SE15 6FU
E - NP	NORTH PECKHAM ESTATE	FLAT 44	BLOSSOM COURT	SUMNER ROAD	LONDON	SE15 6FU
E - NP	NORTH PECKHAM ESTATE	FLAT 45	BLOSSOM COURT	SUMNER ROAD	LONDON	SE15 6FU
E - NP	NORTH PECKHAM ESTATE	FLAT 46	BLOSSOM COURT	SUMNER ROAD	LONDON	SE15 6FU
E - NP	NORTH PECKHAM ESTATE	FLAT 47	BLOSSOM COURT	SUMNER ROAD	LONDON	SE15 6FU
E - NP	NORTH PECKHAM ESTATE	FLAT 48	BLOSSOM COURT	SUMNER ROAD	LONDON	SE15 6FU
E - NP	NORTH PECKHAM ESTATE	FLAT 49	BLOSSOM COURT	SUMNER ROAD	LONDON	SE15 6FU
E - NP	NORTH PECKHAM ESTATE	FLAT 50	BLOSSOM COURT	SUMNER ROAD	LONDON	SE15 6FU
E - NP	NORTH PECKHAM ESTATE	FLAT 51	BLOSSOM COURT	SUMNER ROAD	LONDON	SE15 6FU

<i>Housing estate permit parking zone identifier</i>	<i>Name of housing estate permit parking zone</i>	<i>Address line 1</i>	<i>Address line 2</i>	<i>Street name</i>	<i>City</i>	<i>Postcode</i>
E - NP	NORTH PECKHAM ESTATE	FLAT 52	BLOSSOM COURT	SUMNER ROAD	LONDON	SE15 6FU
E - NP	NORTH PECKHAM ESTATE	FLAT 53	BLOSSOM COURT	SUMNER ROAD	LONDON	SE15 6FU
E - NP	NORTH PECKHAM ESTATE	FLAT 54	BLOSSOM COURT	SUMNER ROAD	LONDON	SE15 6FU
E - NP	NORTH PECKHAM ESTATE	FLAT 55	BLOSSOM COURT	SUMNER ROAD	LONDON	SE15 6FU
E - NP	NORTH PECKHAM ESTATE	FLAT 56	BLOSSOM COURT	SUMNER ROAD	LONDON	SE15 6FU
E - NP	NORTH PECKHAM ESTATE	FLAT 57	BLOSSOM COURT	SUMNER ROAD	LONDON	SE15 6FU
E - NP	NORTH PECKHAM ESTATE	FLAT 3	LEYLAND COURT	SUMNER ROAD	LONDON	SE15 6FY
E - NP	NORTH PECKHAM ESTATE	FLAT 4	LEYLAND COURT	SUMNER ROAD	LONDON	SE15 6FY
E - NP	NORTH PECKHAM ESTATE	FLAT 5	LEYLAND COURT	SUMNER ROAD	LONDON	SE15 6FY
E - NP	NORTH PECKHAM ESTATE	FLAT 6	LEYLAND COURT	SUMNER ROAD	LONDON	SE15 6FY
E - NP	NORTH PECKHAM ESTATE	FLAT 7	LEYLAND COURT	SUMNER ROAD	LONDON	SE15 6FY
E - NP	NORTH PECKHAM ESTATE	FLAT 8	LEYLAND COURT	SUMNER ROAD	LONDON	SE15 6FY
E - NP	NORTH PECKHAM ESTATE	FLAT 9	LEYLAND COURT	SUMNER ROAD	LONDON	SE15 6FY
E - NP	NORTH PECKHAM ESTATE	FLAT 10	LEYLAND COURT	SUMNER ROAD	LONDON	SE15 6FY
E - NP	NORTH PECKHAM ESTATE	FLAT 11	LEYLAND COURT	SUMNER ROAD	LONDON	SE15 6FY
E - NP	NORTH PECKHAM ESTATE	FLAT 12	LEYLAND COURT	SUMNER ROAD	LONDON	SE15 6FY
E - NP	NORTH PECKHAM ESTATE	FLAT 13	LEYLAND COURT	SUMNER ROAD	LONDON	SE15 6FY
E - NP	NORTH PECKHAM ESTATE	FLAT 14	LEYLAND COURT	SUMNER ROAD	LONDON	SE15 6FY
E - NP	NORTH PECKHAM ESTATE	FLAT 15	LEYLAND COURT	SUMNER ROAD	LONDON	SE15 6FY
E - NP	NORTH PECKHAM ESTATE	FLAT 16	LEYLAND COURT	SUMNER ROAD	LONDON	SE15 6FY
E - NP	NORTH PECKHAM ESTATE	FLAT 17	LEYLAND COURT	SUMNER ROAD	LONDON	SE15 6FY
E - NP	NORTH PECKHAM ESTATE	FLAT 18	LEYLAND COURT	SUMNER ROAD	LONDON	SE15 6FY
E - NP	NORTH PECKHAM ESTATE	FLAT 19	LEYLAND COURT	SUMNER ROAD	LONDON	SE15 6FY
E - NP	NORTH PECKHAM ESTATE	FLAT 20	LEYLAND COURT	SUMNER ROAD	LONDON	SE15 6FY
E - NP	NORTH PECKHAM ESTATE	FLAT 21	LEYLAND COURT	SUMNER ROAD	LONDON	SE15 6FY
E - NP	NORTH PECKHAM ESTATE	FLAT 22	LEYLAND COURT	SUMNER ROAD	LONDON	SE15 6FY
E - NP	NORTH PECKHAM ESTATE	FLAT 23	LEYLAND COURT	SUMNER ROAD	LONDON	SE15 6FY
E - NP	NORTH PECKHAM ESTATE	FLAT 24	LEYLAND COURT	SUMNER ROAD	LONDON	SE15 6FY
E - NP	NORTH PECKHAM ESTATE	FLAT 25	LEYLAND COURT	SUMNER ROAD	LONDON	SE15 6FY
E - NP	NORTH PECKHAM ESTATE	FLAT 26	LEYLAND COURT	SUMNER ROAD	LONDON	SE15 6FY
E - NP	NORTH PECKHAM ESTATE	FLAT 27	LEYLAND COURT	SUMNER ROAD	LONDON	SE15 6FY
E - NP	NORTH PECKHAM ESTATE	FLAT 28	LEYLAND COURT	SUMNER ROAD	LONDON	SE15 6FY
E - NP	NORTH PECKHAM ESTATE	FLAT 29	LEYLAND COURT	SUMNER ROAD	LONDON	SE15 6FY
E - NP	NORTH PECKHAM ESTATE	FLAT 30	LEYLAND COURT	SUMNER ROAD	LONDON	SE15 6FY
E - NP	NORTH PECKHAM ESTATE	FLAT 31	LEYLAND COURT	SUMNER ROAD	LONDON	SE15 6FY

<i>Housing estate permit parking zone identifier</i>	<i>Name of housing estate permit parking zone</i>	<i>Address line 1</i>	<i>Address line 2</i>	<i>Street name</i>	<i>City</i>	<i>Postcode</i>
E - NP	NORTH PECKHAM ESTATE	FLAT 32	LEYLAND COURT	SUMNER ROAD	LONDON	SE15 6FY
E - NP	NORTH PECKHAM ESTATE	FLAT 33	LEYLAND COURT	SUMNER ROAD	LONDON	SE15 6FY
E - NP	NORTH PECKHAM ESTATE	FLAT 34	LEYLAND COURT	SUMNER ROAD	LONDON	SE15 6FY
E - NP	NORTH PECKHAM ESTATE	FLAT 35	LEYLAND COURT	SUMNER ROAD	LONDON	SE15 6FY
E - NP	NORTH PECKHAM ESTATE	FLAT 36	LEYLAND COURT	SUMNER ROAD	LONDON	SE15 6FY
E - NP	NORTH PECKHAM ESTATE	FLAT 37	LEYLAND COURT	SUMNER ROAD	LONDON	SE15 6FY
E - NP	NORTH PECKHAM ESTATE	FLAT 1	OAK COURT	SUMNER ROAD	LONDON	SE15 6PA
E - NP	NORTH PECKHAM ESTATE	FLAT 2	OAK COURT	SUMNER ROAD	LONDON	SE15 6PA
E - NP	NORTH PECKHAM ESTATE	FLAT 3	OAK COURT	SUMNER ROAD	LONDON	SE15 6PA
E - NP	NORTH PECKHAM ESTATE	FLAT 4	OAK COURT	SUMNER ROAD	LONDON	SE15 6PA
E - NP	NORTH PECKHAM ESTATE	FLAT 5	OAK COURT	SUMNER ROAD	LONDON	SE15 6PA
E - NP	NORTH PECKHAM ESTATE	FLAT 6	OAK COURT	SUMNER ROAD	LONDON	SE15 6PA
E - NP	NORTH PECKHAM ESTATE	FLAT 7	OAK COURT	SUMNER ROAD	LONDON	SE15 6PA
E - NP	NORTH PECKHAM ESTATE	FLAT 8	OAK COURT	SUMNER ROAD	LONDON	SE15 6PA
E - NP	NORTH PECKHAM ESTATE	FLAT 9	OAK COURT	SUMNER ROAD	LONDON	SE15 6PA
E - NP	NORTH PECKHAM ESTATE	FLAT 10	OAK COURT	SUMNER ROAD	LONDON	SE15 6PA
E - NP	NORTH PECKHAM ESTATE	FLAT 11	OAK COURT	SUMNER ROAD	LONDON	SE15 6PA
E - NP	NORTH PECKHAM ESTATE	FLAT 12	OAK COURT	SUMNER ROAD	LONDON	SE15 6PA
E - NP	NORTH PECKHAM ESTATE	FLAT 13	OAK COURT	SUMNER ROAD	LONDON	SE15 6PA
E - NP	NORTH PECKHAM ESTATE	FLAT 14	OAK COURT	SUMNER ROAD	LONDON	SE15 6PA
E - NP	NORTH PECKHAM ESTATE	FLAT 15	OAK COURT	SUMNER ROAD	LONDON	SE15 6PA
E - NP	NORTH PECKHAM ESTATE	FLAT 16	OAK COURT	SUMNER ROAD	LONDON	SE15 6PA
E - NP	NORTH PECKHAM ESTATE	FLAT 17	OAK COURT	SUMNER ROAD	LONDON	SE15 6PA
E - NP	NORTH PECKHAM ESTATE	FLAT 18	OAK COURT	SUMNER ROAD	LONDON	SE15 6PA
E - NP	NORTH PECKHAM ESTATE	FLAT 19	OAK COURT	SUMNER ROAD	LONDON	SE15 6PA
E - NP	NORTH PECKHAM ESTATE	FLAT 20	OAK COURT	SUMNER ROAD	LONDON	SE15 6PA
E - NP	NORTH PECKHAM ESTATE	FLAT 21	OAK COURT	SUMNER ROAD	LONDON	SE15 6PA
E - NP	NORTH PECKHAM ESTATE	FLAT 22	OAK COURT	SUMNER ROAD	LONDON	SE15 6PA
E - NP	NORTH PECKHAM ESTATE	FLAT 23	OAK COURT	SUMNER ROAD	LONDON	SE15 6PA
E - NP	NORTH PECKHAM ESTATE	FLAT 24	OAK COURT	SUMNER ROAD	LONDON	SE15 6PA
E - NP	NORTH PECKHAM ESTATE	FLAT 25	OAK COURT	SUMNER ROAD	LONDON	SE15 6PA
E - NP	NORTH PECKHAM ESTATE	FLAT 26	OAK COURT	SUMNER ROAD	LONDON	SE15 6PA
E - NP	NORTH PECKHAM ESTATE	FLAT 27	OAK COURT	SUMNER ROAD	LONDON	SE15 6PA
E - NP	NORTH PECKHAM ESTATE	FLAT 28	OAK COURT	SUMNER ROAD	LONDON	SE15 6PA
E - NP	NORTH PECKHAM ESTATE	FLAT 29	OAK COURT	SUMNER ROAD	LONDON	SE15 6PA

<i>Housing estate permit parking zone identifier</i>	<i>Name of housing estate permit parking zone</i>	<i>Address line 1</i>	<i>Address line 2</i>	<i>Street name</i>	<i>City</i>	<i>Postcode</i>
E - NP	NORTH PECKHAM ESTATE	FLAT 30	OAK COURT	SUMNER ROAD	LONDON	SE15 6PA
E - NP	NORTH PECKHAM ESTATE	FLAT 31	OAK COURT	SUMNER ROAD	LONDON	SE15 6PA
E - NP	NORTH PECKHAM ESTATE	FLAT 32	OAK COURT	SUMNER ROAD	LONDON	SE15 6PA
E - NP	NORTH PECKHAM ESTATE	FLAT 33	OAK COURT	SUMNER ROAD	LONDON	SE15 6PA
E - NP	NORTH PECKHAM ESTATE	FLAT 34	OAK COURT	SUMNER ROAD	LONDON	SE15 6PA
E - NP	NORTH PECKHAM ESTATE	FLAT 35	OAK COURT	SUMNER ROAD	LONDON	SE15 6PA

## EXPLANATORY NOTE

*(This note is not part of the Order)*

This Order, introduces permit parking zone 'E-NP' into the estate roads and car parks fronting or adjacent to properties in North Peckham Estate: Amstel Court, Blackthorne Court, Blossom Court, Danube Court, Indus Court, Leyland Court, Oak Court, Palm Court, Pear Court, Rowan Court, Shannon Court, Thames Court, Nos. 1-126 Cronin Street, Nos. 1-8 Dorton Close, Nos. 18-68 East Surrey Grove, Nos. 1-60 Garnies Close, Nos. 1-67 Pentridge Street, No. 100 Pentridge Street, Nos. 1-8 Potter Close, and Nos. 1-12 Samuel Street, in the London Borough of Southwark.