

PLAYING PITCH STRATEGY FULL ANALYSIS

London Borough of Southwark

January 2016
Version: 1.0

Prepared by 4 global Consulting

Southwark
Council



TABLE OF CONTENTS

1	<u>INTRODUCTION AND SCOPE</u>	<u>3</u>
2	<u>STRATEGIC CONTEXT</u>	<u>7</u>
3	<u>FOOTBALL ANALYSIS</u>	<u>29</u>
4	<u>CRICKET ANALYSIS.....</u>	<u>61</u>
5	<u>RUGBY UNION.....</u>	<u>79</u>
6	<u>HOCKEY</u>	<u>93</u>
7	<u>TENNIS</u>	<u>106</u>
8	<u>AMERICAN FOOTBALL</u>	<u>120</u>
9	<u>GAELIC FOOTBALL.....</u>	<u>122</u>
10	<u>AUSTRALIAN RULES FOOTBALL</u>	<u>123</u>
11	<u>RECOMMENDATIONS AND ACTION PLAN.....</u>	<u>124</u>

4 global Consulting Terms of Reference

It is not possible to guarantee the fulfilment of any estimates or forecasts contained within this report, although they have been conscientiously prepared on the basis of our research and information made available to us at the time of the study.

The author(s) will not be held liable to any party for any direct or indirect losses, financial or otherwise, associated with any contents of this report. We have relied on several areas of information provided by the client, and have not undertaken additional independent verification of this data.

1 INTRODUCTION AND SCOPE

1.1 Introduction

- 1.1.1 The London Borough of Southwark (LBS) Council has commissioned 4 global Consulting to prepare a Playing Pitch Strategy (PPS) to form part of the Southwark Physical Activity and Sport Strategy (PS&SS) for 2014 to 2017. 4 global Consulting, hereafter referred to as the consultant team, understand the purpose of undertaking the assessment is:

“To encourage more people in Southwark to get more active more often through engagement with the playing pitch sports within the scope of the strategy”

- 1.1.2 A PPS is a strategic assessment that provides an up to date analysis of supply and demand for playing pitches (grass and artificial) in the local authority. Given the breadth of sports played in the study area, as well as the intention of the Council to incorporate as much grass-roots participation as possible within the study, the assessment will focus on the following sports:

- Football
- Rugby Union
- Cricket
- Hockey
- Tennis
- American Football
- Australian Rules Football
- Gaelic Football

- 1.1.3 Within these sports, the strategy will seek as far as is practicable to include consideration of all forms of play whether:

- Club and league based (formal) play and training
- Less formal programmed forms of the respective sports (e.g. turn up and play 'products' such as Rush Hockey, Mash Up Football, Last Man Stands (form of 20 overs cricket), Cage Cricket, Touch Rugby) and,
- Informal and un-programmed play by groups of residents, workers, students, school friends out of school etc.

- 1.1.4 Supply and demand data and needs assessment for American/Gaelic football and lacrosse will be included if required following local consultations.

- 1.1.5 The consultant team has worked with LBS Council to provide a strategy that is fit-for-purpose and addresses the specific issues and risks for the area. It is key that this Playing Pitch Strategy reflects the local context and enables the local authority to maximise the amount of high quality sporting provision for its residents, while understanding the need to meet planning and housing requirements. The Strategy will therefore aim to deliver against the following drivers:

- Contribution to the Southwark PA&SS through the provision of a clear action plan with owners and defined timescales for completion
- Recognition of the importance of outdoor physical activity and sport and the clear demonstration of how these should be prioritised within any development or regeneration project
- Provision of an Evidenced Based Approach and the management of a clear sign-off and governance structure for key stakeholders
- Support to continue the sporting legacy of leisure facility investment and an identification of whether further investment could benefit the Southwark residents
- Evidence to support a review of capital investment in sport and leisure and a demonstration of the impact of investment on overall sporting provision

1.1.6 Of note in the points above, it is vital to maximise the amount of provision that is available for residents, which is a challenge for LBS Council due to the diversity of the current offer. In particular, the following issues are key considerations throughout the development of this strategy:

- Complicated ownership and management structures
- Reducing budgets of LBS Council
- High density of population and number of people wanting to play sport
- Transient population
- Good transport links importing users.

1.1.7 The consultant team has identified key opportunities in the supply of high quality playing pitches by local independent schools, such as those provided by Alleyn's School and Dulwich College. It is therefore important that these opportunities are assessed and exploited where possible as an output from the strategy.

1.1.8 Several potential scenarios will be tested as part of the overall scope of work, which include the following:

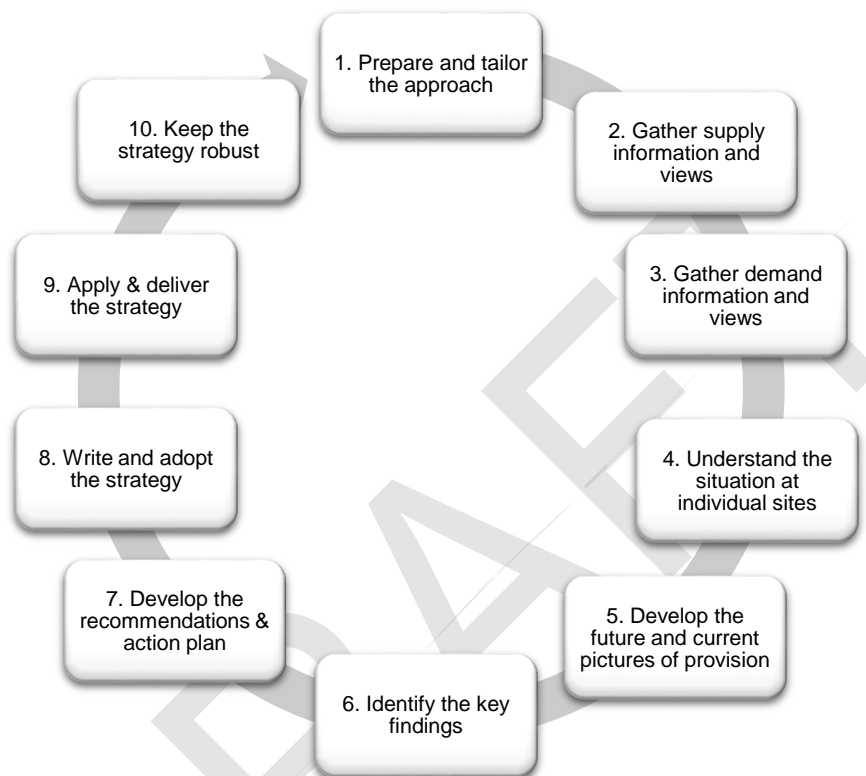
- Impact of Regeneration on Population/Team Generation rates. These include the main regeneration sites at Borough Triangle, One The Elephant, Mace Development and Eileen House.
- Impact of Burgess Park development plans¹, which identifies a strategic shortfall of pitches for rugby, cricket and football, and can be addressed through investment within the Park.
- Impact of Investment.

¹ Burgess Park Final Master Plan 2015

1.2 Methodology

1.2.1 The assessment methodology adopted for the PPS follows the published guidance from Sport England. The guidance used is the 2013 version, *Playing Pitch Strategy Guidance – An Approach to Developing and Delivering a Playing Pitch Strategy*². Figure 1 summarises the approach proposed in this guidance and is broken down into 10 steps.

Figure 1.1: Developing and Delivering a Playing Pitch Strategy – The 10 Step Approach (Sport England, 2013)



1.2.2 To facilitate information gathering and help ensure PPS reports are based on a robust evidence base, 4 global has developed an online data entry and assessment platform (see images below), which contains all pitch provider and club information. This will enable the Council to keep supply and demand information and the strategy up to date through to the end of the strategy and beyond.

² <https://www.sportengland.org/media/3522/pps-guidance-october-2013-updated.pdf>

Figure 1.2 - 4 global's Online Playing Pitch Platform



- 1.2.3 A Project Steering Group comprising representation from the Council, Sport England and National Governing Bodies of Sport (NGBs) has guided the study from its commencement. At critical milestones, the Steering Group members have reviewed and verified the data and information collected to allow the work to proceed efficiently through each stage, reducing the margin of error. Details of the steering board and the organisations they represent are included in Appendix H – Steering Group Members.

1.3 The Structure of our Report

- 1.3.1 The structure of the PPS report is as follows

- Section 1 - Introduction
- Section 2 – Strategic Context
- Section 3 – Football
- Section 4 – Cricket
- Section 5 – Rugby
- Section 6 – Hockey
- Section 7 – Tennis
- Section 8 – American Football
- Section 9 – Gaelic Football
- Section 10 - Australian Rules Football
- Section 11 – Key findings, recommendations and action plan

- 1.3.2 Supporting information is included in the appendices and referenced throughout.

- 1.3.3 In addition to the detailed report, an Executive Summary has also been produced, which brings together the key outputs of the study, as well as the main issues and opportunities for each sport and the overall Action Plan. This is included as a separate document.

2 STRATEGIC CONTEXT

2.1.1 This section summarises the most important policies and context that impact upon the strategy and its interpretation. It also gives an overview of the demographics of the study area, which provides contextual background to sport participation and the need for provision now and in the future.

2.1.2 Sport specific strategies and policy documents published by NGBs are included within each sport's section to provide more relevant context to each sport.

2.2 National Context

2.2.1 The National Planning Policy Framework (NPPF) sets out the Government's planning policies for England. This provides the framework, which must be considered in the preparation of local plans and is a material consideration in determining planning decisions. The NPPF highlights the purpose of the planning system in terms of contributing to the achievement of "sustainable development", and defines the three dimensions of this – economic, social and environmental. Gains in these should be sought simultaneously.

2.2.2 A 'presumption in favour of sustainable development' is central to the NPPF. Paragraph 14 states that, for plan-making, this means:

- Local planning authorities should positively seek opportunities to meet the development needs of their area;
- Local Plans should meet objectively assessed needs, with sufficient flexibility to adapt to rapid change, unless:
- Any adverse impacts of doing so would significantly and demonstrably outweigh the benefits, when assessed against the policies in this Framework taken as a whole; or
- Specific policies in this Framework indicate development should be restricted.

2.2.3 The NPPF sets out the requirement of local authorities to establish and provide adequate and proper leisure facilities to meet local needs. Paragraphs 73 and 74 outline the planning policies for the provision and protection of sport and recreation facilities.

- "Access to high quality open spaces and opportunities for sport and recreation can make an important contribution to the health and well-being of communities. Planning policies should be based on robust and up to date assessments of the needs for open space, sports and recreation facilities and opportunities for new provision. The assessments should identify specific needs and quantitative or qualitative deficits or surpluses of open space, sports and recreational facilities in the local area. Information gained from the assessments should be used to determine what open space, sports and recreational provision is required".
- 'Existing open space, sports and recreational buildings and land, including

playing fields, should not be built on unless:

- An assessment has been undertaken which has clearly shown the open space, buildings or land to be surplus to requirements; or
- The loss resulting from the proposed development would be replaced by equivalent or better provision in terms of quantity and quality in a suitable location; or
- The development is for alternative sports and recreational provision, the needs for which clearly outweigh the loss.”

2.2.4 Sport England is a statutory consultee on all planning applications that affect sports pitches and it has a long-established policy of playing pitch retention, even prior to the NPPF guidance. It looks to improve the quality, access and management of sports facilities as well as investing in new facilities to meet unsatisfied demand. Sport England requires local authorities to have an up-to date assessment of playing pitch needs and an associated strategy including a recommendation that the evidence base is reviewed every three years. The key drivers for the production of the strategy as advocated by Sport England are to protect, enhance and provide playing pitches, as follows:

- Protect: To provide evidence to inform policy and specifically to support Site Allocations and Development Management Policies which will protect playing fields and their use by the community, irrespective of ownership
- Enhance: To ensure that sports facilities are effectively managed and maintained and that best uses are made of existing resources - whether facilities, expertise and/or personnel to improve and enhance existing provision – particularly in the light of pressure on local authority budgets
- Provide: To provide evidence to help secure external funding for new facilities and enhancements through grant aid and through the Community Infrastructure Levy³ (CIL) and Section 106 agreements

2.2.5 Sport England and local authorities can then use the strategies developed and the guidance provided in making key planning decisions regarding sports pitches and facility developments in the area and to support or protect against planning applications brought forward by developers.

³ The Community Infrastructure Levy is a planning charge, introduced by the Planning Act 2008 as a tool for local authorities in England and Wales to help deliver infrastructure to support the development of their area. It came into force on 6 April 2010 through the Community Infrastructure Levy Regulations 2010. Development may be liable for a charge under the Community Infrastructure Levy. Source: Planning Portal <https://www.planningportal.co.uk> (Department for Communities and Local Government: 2016)

A NEW STRATEGY FOR AN ACTIVE NATION: SPORTING FUTURE (2015)

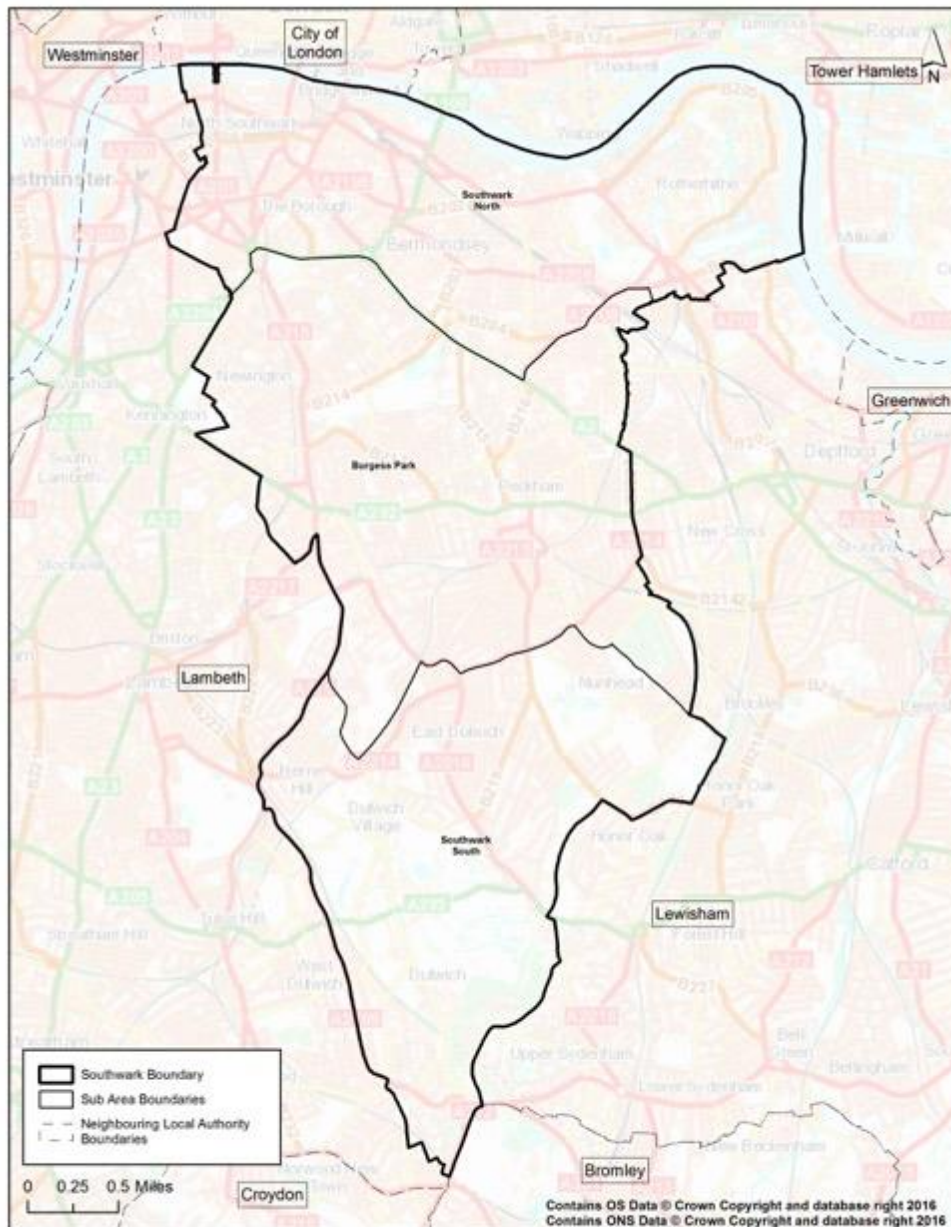
- 2.2.6 Since the previous strategy for sport (Game Plan, 2002) was written and published by the Department for Culture Media and Sport (DCMS), the sporting world and the way the public engages with sport has fundamentally transformed and changed. In turn, this means that the government has identified a need to update the way it delivers sport.
- 2.2.7 The current government therefore released an updated sports strategy in late 2015, to address the changing landscape for sports and physical activity in the UK. As a result of this strategy and of relevance to Local Authorities and local sport delivery organisations, the methods used to measure the impact of physical activity will change significantly, through the introduction of Active Lives.
- 2.2.8 The strategy is based on five simple but fundamental outcomes, which all organisations that deliver sport and physical activity should look to address
- Physical health
 - Mental health
 - Individual development
 - Social and community development
 - Economic development
- 2.2.9 The success of an organisation in demonstrating the above outputs will influence future funding decisions, with an overall objective of basing these decisions on the social good that sport and physical activity can deliver, not simply on the number of participants.
- 2.2.10 The strategy also looks to focus on increasing participation among hard to reach demographic groups, whose engagement in sports and physical activity is well below the national average. Thus, funding will be distributed to focus on those who tend not to take part in sport, including women and girls, disabled people, those in lower socio-economic groups and older people.
- 2.2.11 When considering the Council's responsibilities for delivering sport and physical activity, the new strategy emphasises the importance of local authorities, stating that they will continue to have a crucial role in delivering sport and physical activity opportunities.

2.3 Local Context

- 2.3.1 The LBS Council area borders the Councils of City of London and the London Borough of Tower Hamlets to the north (the River Thames forming the boundary), the London Borough of Lambeth to the west and the London Borough of Lewisham to the east. To the south are the Councils of London Borough of Bromley and the London Borough of Croydon.

2.3.2 A summary of the local context for LBS Council area is included in the two following sections. Map 1 below shows the local authority spatially, illustrating the location of Southwark and its borders with the abovementioned boroughs. Map 1 also shows the three sub-areas that have been defined, in conjunction with LBS Council, to determine specific areas for analysis; Southwark North, Burgess Park and Southwark South. These sub-areas will be explained in more detail throughout the remainder of the report.

Map 2.1 – Southwark boundaries and sub-areas



Southwark Sub Area Boundaries

WHAT MAKES THE STUDY AREA DIFFERENT?

2.3.3 There are numerous key features of the study area that may have an impact on the supply of and demand for outdoor sports facilities and playing pitches. These factors and issues need to be investigated further during the development of the strategy and have been outlined below. In summary, the main issues are:

- High concentration of playing pitch provision within the Southwark South Sub Area
- Ease of movement within and to the borough for players particularly from North to South
- Several large long-established major sports clubs with multiple teams and other pitch sport sites of sub-regional significance
- The high number of FA registered football teams in the borough and unmet demands for mini and youth football linked to concentration of large junior clubs
- Several successful Satellite Clubs established at secondary schools in the borough with support from Sport England and London Sport
- Large number of sports associations and former pupil clubs with open memberships in South Southwark Sub Area, some with aspirations to increase availability and appeal many struggling to maintain quality of pitches and ancillary facilities
- Limitation associated with third party land ownership
- Extent of School facilities which are accessible to the local community
- Local clubs and agencies with potential to take on playing pitch sites from the Council under Community Asset Transfer agreements or similar

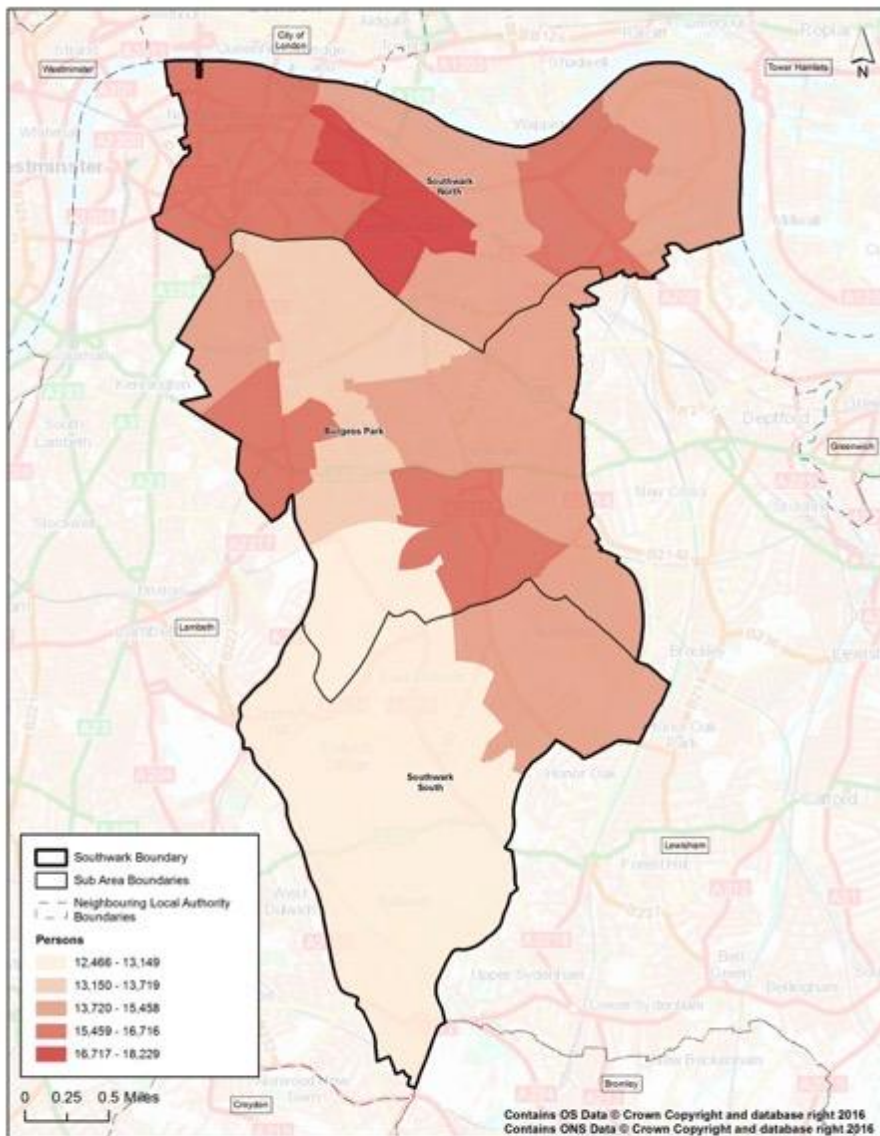
2.3.4 There has been recent investment in the borough and these are identified as:

- New investments on pitch sites recently completed, underway or at advanced stages of planning are at:
 - Homestall Road Sports Ground – Grass Pitch upgrade, new 50mx30m 3G artificial pitch, new pavilion
 - Southwark Sports Ground grass pitch upgrade
 - Pynners Sports Ground – new pavilion
 - St Pauls Sports Ground – new full size 3Gpitch and pavilion
 - Southwark Athletics Centre – new grass pitch
 - Tanner Street Tennis Courts – resurfacing and floodlights

2.4 Population Profiles and Projections

- 2.4.1 Understanding the population and future growth projections are important in planning the future provision of sports facilities.
- 2.4.2 Southwark’s resident population is 310,642⁴. As illustrated by the map below, the wards coloured in the darker red show current areas of highest resident population in the borough. According to LBS Council Population Projections (2016), the wards with the highest resident populations are all situated in the Sub Area of North Southwark; Grange (18,229), The Lane (16,716) and Chaucer (16,629).

Map 2.2 – Resident population by ward in Southwark (2016)



Usual resident population by ward in Southwark (2016)



⁴ LBS Council Population Projections (2016)

2.4.3 Southwark's resident population is estimated to increase by 70,076⁵ persons over the next 15 years. This equates to a 23% increase, compared to an 8%⁶ increase in London. The population growth compared with neighbouring local authorities is outlined in the table below and it shows that Southwark's projected population increase is the second largest only to Tower Hamlets.

Table 2.1 – Population Projections with neighbouring authorities and London comparisons

Population	Southwark	Bromley	Lewisham	Lambeth	Tower Hamlets	Croydon	London
2016	310,642	321,680	296,140	321,258	294,263	378,449	8,626,895
2031	380,718	322,718	312,928	346,680	371,516	395,509	9,284,448
% Change	22.6%	0.3%	5.7%	7.9%	26.3%	4.5%	7.6%

2.4.4 The projected population change across the Borough is split; the northern half has a projected rise in resident population by 2031, particularly the Southwark North Sub Area (31.3% increase). Whereas the southern half of the Borough, predominantly the Southwark South Sub Area is projected to have a fall in resident population by 2031 of -2.6%.

Table 2.2 – Sub Area population change

Population	Southwark North	Burgess Park	Southwark South
2016	111,826	146,093	52,722
2031	146,792	182,558	51,368
% Change	31.3%	25.0%	-2.6%

2.4.5 Map 3 overleaf displays future projected population change across Southwark, and how the population will increase around certain areas. The darker the green shade, the higher the population growth in that specific area. The red shading indicates a projected reduction in population within the given ward.

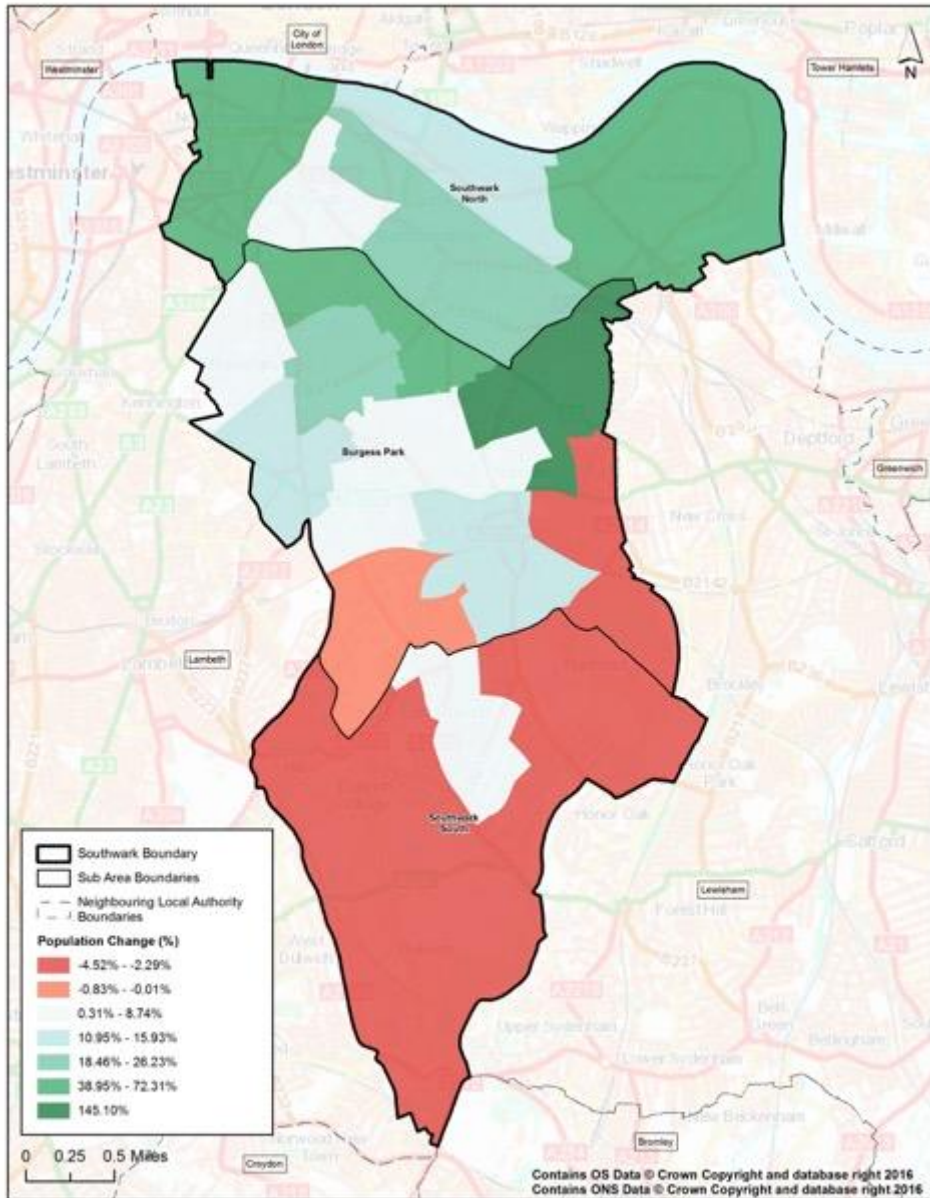
2.4.6 The areas of Southwark with the highest projected population increase (and therefore could require the highest level of future provision) are location in the following wards:

- Livesey – 145.1%
- Cathedrals – 72.3%
- East Walworth – 49.2%
- Surrey Docks – 47.5%

⁵ LBS Council Population Projections (2016)

⁶ GLA Population Projections (2015)

Map 2.3 – Percentage change in population by ward in Southwark (2016-2031)



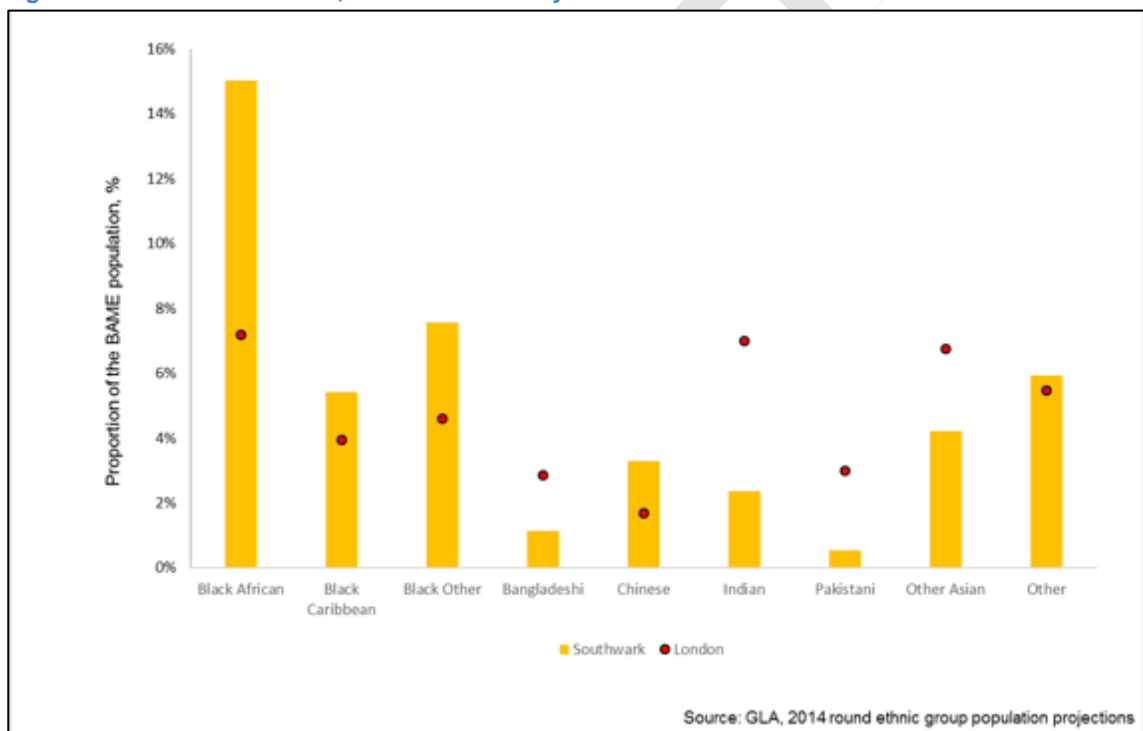
Percentage change in population by ward in Southwark (2016 - 2031)



2.5 Ethnicity

- 2.5.1 Southwark is ethnically diverse; 55% of the population belong to the White group and 45% belong to Black, Asian and Minority Ethnic (BAME) group.
- 2.5.2 To provide greater context, the Black, Asian and Minority Ethnic Structure of Southwark is shown in the figure below. In comparison to the London average, Southwark has a larger number of Black African, Black Caribbean, Black Other and Chinese in its resident population. The fewest number of residents are Pakistani, Bangladeshi, Indian and Other Asian, which are all below the London average in terms of resident population. Other ethnic groups (such as people from countries in the Middle-East) are on par with the London average.

Figure 2.1 – Southwark Black, Asian and Minority Ethnic Structure



- 2.5.3 The BAME population in Southwark is projected to increase 14%⁷ by 2031. This is at a rate that is less than the London average (22%) and lower than the majority of Southwark’s neighbouring boroughs, including; Bromley (32%), Tower Hamlets (30%) and Croydon (30%). The table overleaf shows that in comparison to neighbouring local authorities Southwark’s BAME population projection is higher only than that of Lambeth (9%).

⁷ GLA Population Projection (2015)

Table 2.3 - Southwark BAME population projections compared to neighbouring local authorities and the London average.

BAME Population	Southwark	Bromley	Lewisham	Lambeth	Tower Hamlets	Croydon	London
2016	142,012	61,877	142,225	135,085	160,863	191,389	3,719,452
2031	162,497	81,604	167,998	147,707	208,656	248,683	4,539,231
% Change	14%	32%	18%	9%	30%	30%	22%

2.6 Deprivation

- 2.6.1 The Index of Multiple Deprivation (IMD) measures the level of deprivation in each 'lower super output area' (LSOA) in England and ranks each LSOA (about 1,500 people) according to how deprived it is compared to the others.
- 2.6.2 Southwark is the 41st most deprived local authority in England (out of 326) and the 12th most deprived borough in London (out of 33). This equates to 35% of Southwark's population that live in the most deprived LSOAs in England.
- 2.6.3 IMD (2015) is grouped into 7 domains, each of which is compiled from several indicators. These are summarised as; income, employment, education, health, crime, housing and living environment.
- 2.6.4 The table overleaf shows these 7 domains for Southwark as well as neighbouring local authorities. For each domain, the local authority with a rank of 1 is the most deprived, and the area ranked 326 is the least deprived. The key comparisons are summarised below:
- **Income** (includes adults and children on a range of benefits): Southwark is ranked 25th most deprived borough for this domain, which ranks lower than Tower Hamlets (second most deprived borough in England) but is higher than Lambeth, Croydon and Bromley.
 - **Employment** (includes a range of out of work benefits): Southwark is ranked 86th in England for this domain, with only Tower Hamlets (ranked 68th), of the neighbouring authorities, being more deprived in this domain than Southwark.
 - **Education, skills and training** (includes school attainment figures for children, young people and adults with few/no qualifications): Southwark measures well nationally for this domain (ranked 236th of 326), however locally Bromley and Lambeth rank higher (281 and 263 respectively).
 - **Health and disability** (includes morbidity, disability and premature death): Southwark ranks 89th nationally and when compared to neighbouring authorities, only Tower Hamlets (ranked 47th) is more deprived for this domain.

- Crime** (includes recorded crime for violence, burglary, theft and criminal damage): Southwark is ranked 6th for this domain nationally, which shows significant crime deprivation within the study area. This is highlighted further when compared to neighbouring authorities as only Lambeth ranks higher than Southwark – 1st in England for crime deprivation.
- Barriers to housing and other services** (includes accessibility to housing and proximity of key local services): Southwark ranked 22nd and ranks higher than Lambeth (ranked 25th) and Bromley (ranked 66th), but lower than Croydon (ranked 14th) and Tower Hamlets (ranked 5th).
- Living environment** (includes ‘indoors’ living environment and ‘outdoors’ living environment that measures air quality and road traffic accidents): Southwark is ranked 11th in England, which is similar to Lambeth (ranked 9th) and Tower Hamlets (ranked 12th). The living environment in Bromley and Croydon is considered less deprived than Southwark, as these authorities are ranked 190th and 94th respectively.

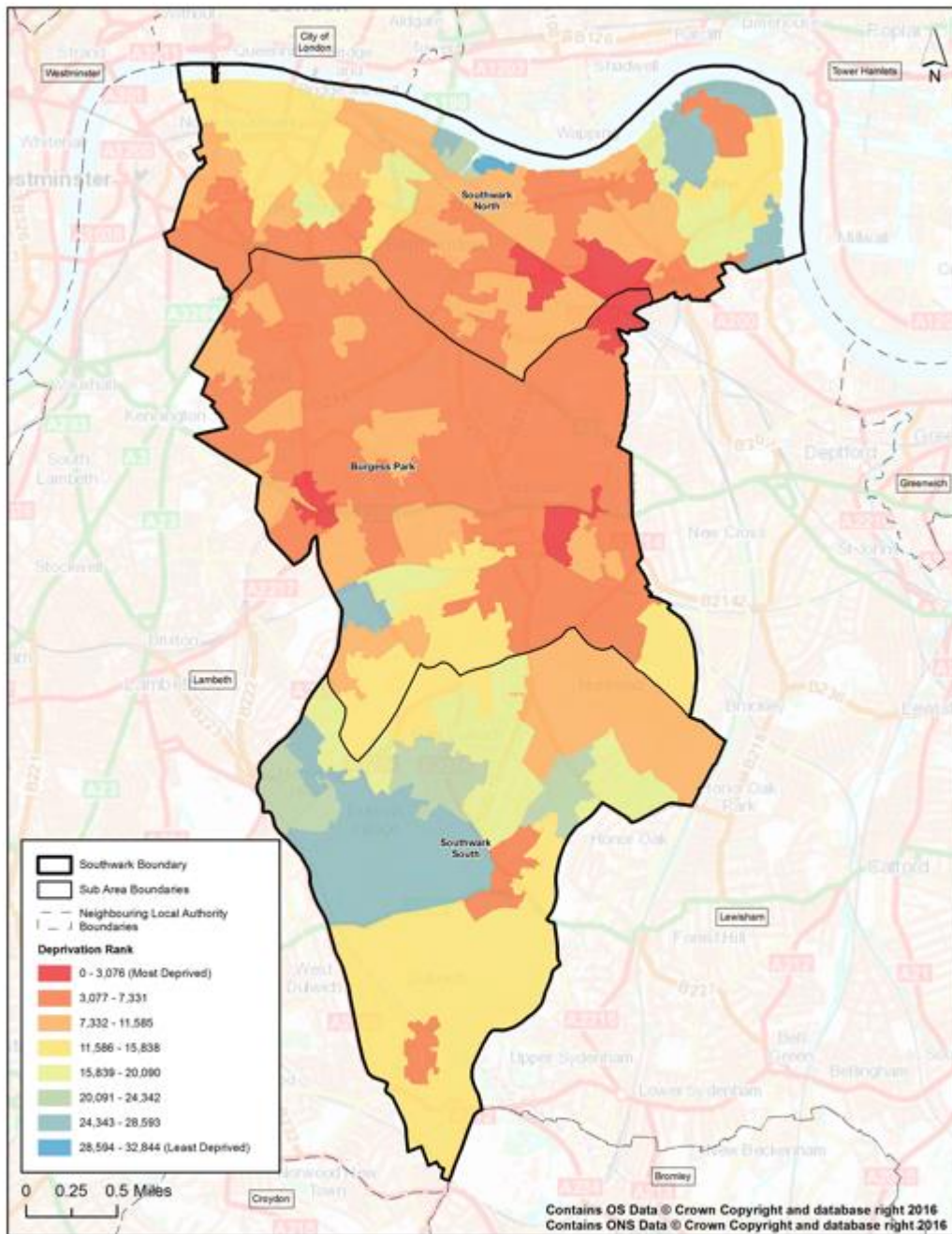
2.6.5 Overall, the IMD (2015) highlights that the greatest deprivations in Southwark are in the domains of crime, living environments, and barriers to housing and services.

Table 2.4 – IMD (2015) for Southwark and neighbouring local authorities

Local Authority	Income	Employment	Education, Skills and Training	Health Deprivation and Disability	Crime	Barriers to Housing and Services	Living Environment
Bromley	211	223	281	265	78	66	190
Croydon	72	117	207	155	21	14	94
Lambeth	27	96	263	101	1	25	9
Tower Hamlets	2	68	151	47	13	5	12
Southwark	25	86	236	89	6	22	11

2.6.6 The areas of deprivation in Southwark are displayed in the map overleaf. The areas coloured red show the areas of most deprivation; five areas are defined as the most deprived and these areas are situated in the wards of Livesey, South Bermondsey, Nunhead, Camberwell and Rotherhithe.

Map 2.4 – Areas of Deprivation in Southwark



Index of Multiple Deprivation by lower super output area in Southwark (2015)

2.7 Local Sports Context for Southwark

2.7.1 This section summarises the key sports specific strategies and plans for Southwark as well as the local participation trends to understand the key priorities for sports and leisure in the local and surrounding areas.

THE ECONOMIC VALUE OF SPORT

2.7.2 Sport has a valuable role to play in benefitting the health and social economy of the nation and at local level. It is estimated that sport makes an £11.3 billion contribution to the health economy of England⁸. In 2010, sport contributed gross value-add of £20.3 billion to the economy in England.

PHYSICAL ACTIVITY AND PARTICIPATION

2.7.3 This section summarises the key trends for physical activity, utilising Sport England sources such as the Active People Survey and Market Segmentation.

The Value of Participation

2.7.4 The value of participation in sport and physical activity is significant, and its contribution to individual and community quality of life should not be underestimated. This is true for both younger and older people; participation in sport and physical activity delivers:

- Opportunities for physical activity, and therefore more 'active living'
- Health benefits – cardiovascular, stronger bones, mobility
- Physical health benefits – prevents and manages 20 chronic disease including coronary heart disease, stroke, type 2 diabetes, cancer, obesity, musculoskeletal conditions
- Mental health benefits – prevents mental health problems and improves the quality of life of those experiencing mental health problems and illnesses
- Social benefits – socialisation, communication, inter-action, regular contact, stimulation

2.7.5 In addition, participation in sport and physical activity can facilitate the learning of new skills, development of individual and team ability / performance, and provide a 'disciplined' environment in which participants can 'grow' and develop.

2.7.6 The benefits of regular and active participation in sport and physical activity will be important to promote in relation to future sport, leisure and physical activity in Southwark. There is an existing audience in the study area, which already recognise the advantages of participation, and a latent community who are ready to take part. The sport, physical activity and leisure offer in the study area can support the delivery of the desired outcomes across a number strategic priorities and objectives.

Current Participation Rates – National Picture

⁸ Local Sport Profile 2015 and the Economic value of sport (Sport England: 2015)

National Picture

- 2.7.7 Released on the 8th of December, 2016, the latest figures from Sport England's biannual Active People Survey (APS) show an increase of 1.5 % in the number of people over the age of 16 playing sport at least once per week from 12 months ago. This equates to an additional 229,400 people playing sport on a regular basis. It should be noted that at the date of the publication of this strategy, the detailed data for each sport had not been released for the December 2016 data. All APS data for this report therefore refers to APS10 Q2 data.
- 2.7.8 One of the most significant findings from APS was the continued narrowing of the gender gap in sports participation. APS data shows that 7.2million women now participate in sport representing 45% of the total regular sports participants across the country. Part of the cause for the reduction of the gender gap in sports participation is the 'This Girl Can' campaign. Since the campaigns launch, APS data shows that 250,000 addition women now regularly play sport, an increase of 3.6%.
- 2.7.9 Another demographic to have grown in terms of sport participation over the last year is Black, Asian and Minority Ethnic (BAME) groups. 2.92mil people belonging to BAME groups now participate regularly in sport, representing 18.3% of all sports participants. This means that if a person is from a BAME community they are more likely (37.5%) to participate in sport regularly than someone from a White British background (35.9%).
- 2.7.10 APS data shows that fitness classes and going to the gym continue to be the nation's most popular form of sports participation with 7.1million people (44%) choosing to exercise in this way. Participation at gyms and fitness classes have increased by 286,400 over the last year, a rise of 4.2%.
- 2.7.11 Other sports that grew in participation amongst over 16year olds over the last 12months included:
- Gymnastics (up 13,400 to 65,100)
 - Football (up 29,900 to 1.84mil)
 - Swimming (up 11,000 to 2.52mil)
 - Netball (up 25,400 to 180,200)
 - Hockey (up 4,500 to 92,700)

Current Participation Rates – Local Picture

- 2.7.12 The participation levels evidenced below⁹ suggest that the study area has less of a sporting and physically active population compared to national and regional figures.
- APS 10 (2015/16 Q2) highlights that the rate of once a week sports participation for adults (16+) in Southwark is 36.5%, which is lower than the London average (37.4%) and only slightly higher than the England average (36.1%). However, between 2010/11 and 2013/14 Southwark's

⁹ Active People Survey: Sport England (2016)

rate (40.4% - 39.3%) of participation in sport at least once a week was higher than that of the Regional (36.6% - 38%) and National (35.6% - 36.1%) averages.

- The rate of 1-2 times a week sports participation in Southwark has increased significantly (by 4.6%) over the last 10 years to 33%, which is higher than the London (26.7%) and England (25.5%) averages. Between 2005/05 and 2015/16, the rate for this sport participation frequency has consistently remained above the Regional and National averages.
- The proportion of people in Southwark taking part in 30 minutes' moderate intensity activity 3 times or more times a week has increased since 2005/06 to 2015/16 (by 1.6%) to 14.9%. These rates have been below London and England averages from 2013/14 until 2015/16 – 18% and 17.7% respectively, in 2015/16.

2.7.13 Active People (APS 10) participation data for the study area is summarised in Table 2.5.

Table 2.5: Adult (16+) Participation in Sport – Southwark

APS 10 Measurement	Year	Southwark	London	England
16+ participation in sport at least once a week	2005/06	32.1%	35.3%	34.6%
	2015/16	36.5%	37.4%	36.1%
16+ 1-2 x 30 minutes of moderate sports participation per week	2005/06	28.4%	27.3%	27%
	2015/16	33%	26.7%	25.5%
16+ 30 minutes' moderate intensity activity 3 or more times a week	2005/06	13.3%	16.5%	15.6%
	2015/16	14.9%	18%	17.7%

2.7.14 APS 10 Q2 also identifies that:

- In terms of Latent Demand, 62.4% of all adults in Southwark want to do more sport. This overall Latent Demand has gradually reduced over the last 10 years.
- 26.3% of adults in Southwark who are already physically active, want to do more sport. This is a decrease of over 10% since 2007/08.
- 36.1% of Southwark's physically inactive people want to start a sport.

MARKET SEGMENTATION

2.7.15 Sport England's market segmentation model comprises of 19 'sporting' segments. It is designed to assist understanding of attitudes, motivations and perceived barriers to sports participation and to assist agencies involved in the delivery of sport and recreation to develop tailored interventions, communicate more effectively with the target market and to better understand participation in the context of life stages and cycles.

2.7.16 The Sport England Market Segmentation analysis for Southwark identifies that the dominant segments are Kev, Jamie, Brenda, Paula and Leanne.

Table 2.6: Market Segmentation Summary – Dominant Segments for Southwark

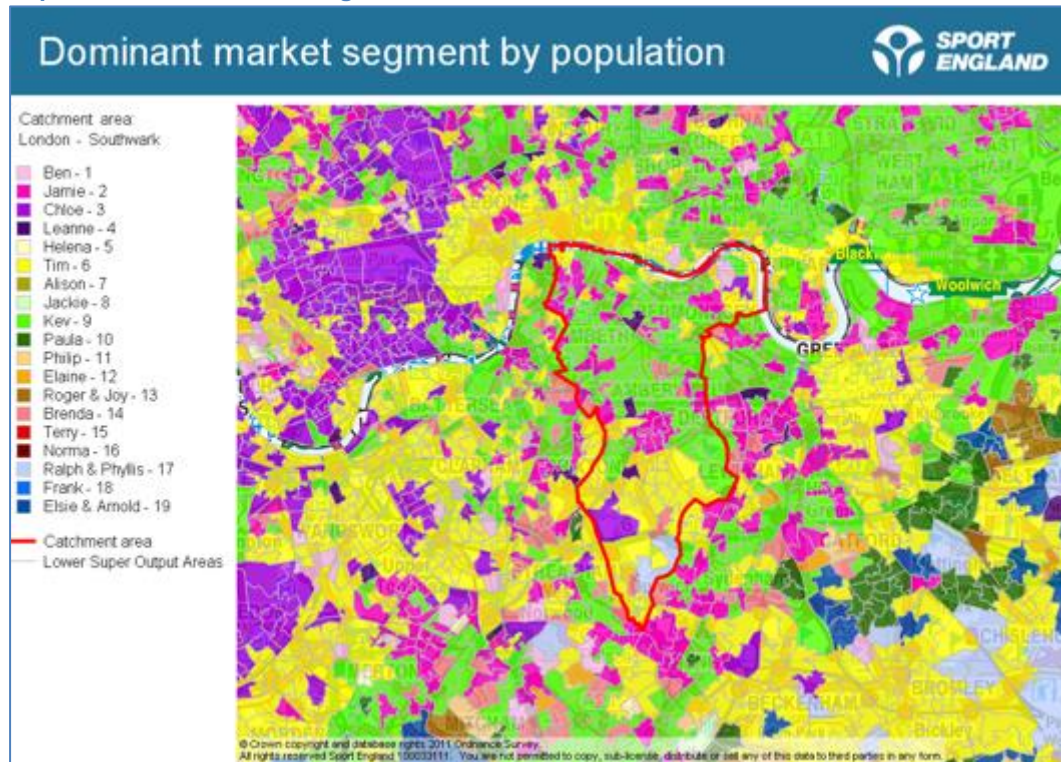
Market Segment	Segment Name	Description	Top Sports	% of Southwark popn
Kev	Pub League Team Mates	Blokes (aged 36-45) who enjoy pub league games and watching live sport.	Keep fit/gym, Football and Cycling	16%
Jamie	Sports Team Drinkers	Young blokes (aged 18-25) enjoying football, pints and pool.	Football, keep fit/gym and Athletics	11%
Brenda	Older Working Women	Middle aged ladies (aged 46-65), working to make ends meet.	Keep fit/gym, Swimming and Cycling	11%
Paula	Stretched Single Mums	Single mum (aged 26-45) with financial pressures, childcare issues and little time for pleasure.	Keep fit/gym, Swimming and Cycling	9%
Leanne	Supportive Singles	Young (aged 18-25) busy mums and their supportive college mates. Least active segment of her age group	Keep fit/gym, Swimming and Athletics	8%

2.7.17 The implications of the above analysis are that there is a need to ensure provision of quality facilities for: keep fit/gym; swimming; football; athletics or running and cycling at local level.

2.7.18 The distribution of the most dominant market segments in Southwark is shown below in Map 5. This map shows that in Southwark, the majority segments across the north of the borough are Kev and Jamie, and Tim and Leanne are across the south of the borough. This type of local intelligence should be used to develop and drive programmes to maximise participation opportunities at local level, by providing activities in which people want to take part.

2.7.19 It is key that as well as considering the dominant segments within the recommendations and action plan, a clear focus is also placed on those demographics that current have high levels of inactivity.

Map 2.5: Dominant Market Segments Southwark



- 2.7.20 The overall segmentation data indicates a mixed population with differing needs. The profile includes a significant number of older people with specific needs and interests in lower impact forms of physical activity, and a younger profile who are interested in a variety of more active leisure pursuits. Each segment will have additional barriers to participation, such as cost and transport.
- 2.7.21 It also indicates groups that should complement each other in terms of use of facilities with the older users making use of facilities during the daytime while the younger demographic groups are more likely to use sports facilities outside of normal working hours, when leisure centres experience peak usage.
- 2.7.22 This mixed profile points towards the need to provide a range of flexible facilities to cater for a broad range of sporting interests. Transport accessibility, price and childcare provision are other considerations in encouraging participation by these groups.
- 2.7.23 It should be noted that further detailed demographic assessments are undertaken throughout the PPS process and summarised in this report. The Sport England market segmentation explained in this section is just one tool that helps to illustrate the general context of the study area. The results should therefore be viewed alongside the PPS to show the overall trends for sport and physical activity in Southwark.

STRATEGIC REVIEW OF DOCUMENTATION

2.7.24 Several current strategic policies and strategies will influence the supply and demand for sport and recreation facilities in Southwark. These include:

- Southwark Physical Activity and Sport Strategy (2014 – 2017)
- Southwark Health and Wellbeing Strategy (2015 – 2020)
- Southwark Open Space Strategy (2013)

Southwark Physical Activity and Sport Strategy (2014 – 2017)

2.7.25 In developing this strategy, the aim has been to:

- Review achievements from the previous strategy
- Consolidate the evidence and background information for the strategy to determine the vision, themes and strategic priorities
- Build on the best practice of other borough community sport and physical activity networks (CSPANs)
- Establish a four-year plan with achievable and deliverable actions to be regularly reviewed and updated
- Identify the resources needed to build ownership and engagement in delivery of the strategy and action plan to ensure tangible outcomes for Southwark.

2.7.26 Massive improvements have been and continue to be made to leisure facilities. Since 2010 Southwark will have seen over £53M of investment funded through the Council, London Marathon Trust, Sport England, Big Lottery, Mayor of London Facility Fund, Football Foundation, and other external sources. Also, in our parks and on some of our estates, the Council has invested in new multi-use games areas and developed other facilities including outdoor gyms.

2.7.27 As part of Southwark's Fairer future promise of committing to a legacy from the London 2012 Olympics and Paralympics games, the Olympic Legacy Action Plan focuses on prioritising young people, volunteering and health and wellbeing: Through the Capital Legacy Fund the Council has supported a number of facility improvement projects to help increase participation in physical activity and sport across the borough for generations to come.

2.7.28 As a result, many young people in Southwark embraced the London 2012 spirit and have become more aware of sport and physical activity opportunities available locally. Wider legacy benefits and the local challenges are:

- Southwark is one of just three London Boroughs to have seen a significant improvement over 5 years in the percentage of people participating in sport and physical activity.
- More young people in Southwark have been inspired to take up new activity

- There has been a shift in interest from traditional to minority sports
- More sports people have become better and improved as participants (drive to excellence)
- Clubs have experienced increase in take up
- There has been a significant increase (72%) in the use of 'Get Active London' to search for sport and physical activity opportunities within Southwark post London 2012
- Several housing estates created Olympic themed gardening projects to increase 'on your doorstep' opportunities for neighbours to get active
- More people are choosing walking or cycling to get around and stay active
- Motivational text messages trialled in the GP exercise referral programme were found to significantly increase adherence
- There is still a challenge to convert inspiration to participation and the Partnership needs to continue to support coaches, clubs and local facilities.

Southwark Health and Wellbeing Strategy (2015-2020)

2.7.29 Southwark's health and wellbeing strategy has identified the following priorities:

- Giving every child and young person the best start in life.
- Building healthier and more resilient communities and tackling the root causes of ill health.
- Improving the experience and outcomes of care for the most vulnerable residents and enabling them to live more independent lives.
- Supporting inactive people including older people and other vulnerable groups to be more active will have cross cutting benefits in the prevention and management of ill health and the promotion of mental wellbeing and social connectedness.
- Youth clubs, community organisations, local charities, sports clubs and play services are all activity involved in the support of sport and physical activity provision for children and young people in the borough. This work is vital to supporting activity beyond schools and to support the transition to community participation. Many of these organisations target their activities in areas of need and the opportunities afforded to young people through these 'providers' are invaluable.

Southwark Open Space Strategy (2013)

2.7.30 Open space needs within the borough have been identified through detailed consultation with the borough's residents in the form a telephone survey and a stakeholder consultation event. An analysis of population density, child densities and deprivation has also been undertaken to identify areas where improvements to open space will create the most benefit to residents. The key open space needs can be summarised as:

- With limited opportunities to create new open space, the focus will need to be on improving the quality of, and access to, existing open space to meet this increase in demand.
- Residents are generally happy with the quality of open space and recognise its contribution to quality of life. This was identified as part of the residents' survey and confirmed in the stakeholder workshop. However, there is potential for improvement, especially at smaller spaces.
- The majority of residents walk to open spaces. There is a need to ensure that open spaces are accessible by foot. This means ensuring that routes to spaces are clear, severance barriers are addressed, signage is available, entrances to spaces are welcoming and that there is sufficient provision within close to residential areas.
- Within parks a wider range of recreational opportunities should be provided to better meet the needs of those aged under 25 who had the lowest levels of satisfaction.
- Litter, dogs mess and the general cleanliness of the environment were major issues highlighted in relation to open space throughout the borough. To improve the maintenance and attractiveness of all spaces appropriate litter and dog bins should be provided where existing provision is inadequate. Spaces should be managed to minimise conflict between dog walking areas and spaces for formal and informal sport and children's play.

2.7.31 The London Borough of Southwark, occupying a roughly triangular area south of Tower Bridge over the River Thames, considers itself to be one of the greenest boroughs in London, with its 245 hectares (610 acres) of public parkland. There are more than 130 such green areas, ranging from the large areas around Dulwich and Southwark Park in Rotherhithe to the many sports grounds and squares. The main ones are:

- Belair Park: 10.6 hectares (26 acres) Grade II listed landscape, lake and sports facilities
- Burgess Park: 47.62 hectares (117.7 acres)
- Dulwich Park: 30.85 hectares (76.2 acres) created in 1890; contains several garden areas, many sports facilities
- Southwark Park: 26.57 hectares (65.7 acres) opened 1869, one of the earliest opened by the Metropolitan Board of Works: gardens, sports

facilities

2.8 Neighbouring Local Authority Playing Pitch Analysis

- 2.8.1 To assess the recommendations for sports development and facilities in the study area, it is important to understand the priorities of neighbouring local authorities, especially regarding major facility development plans.
- 2.8.2 The reason for this is that often, major sports facilities (such as a synthetic athletics track or a large AGP development) attract demand from numerous local authorities as residents are prepared to travel further for high quality facilities.
- 2.8.3 This section therefore looks to summarise the status of the Playing Pitch Strategies for neighbouring local authorities and where possible, assesses the strategic or major facility plans that may have an impact on the supply and demand for sports facilities in the study area.
- 2.8.4 In addition to the summaries below, the maps contained with the Football AGP analysis section, provide a spatial analysis of sand-based and 3G AGP facilities across the study area and neighbouring local authorities, which can be used to assess the overall supply and demand for AGP's in the study area.

LONDON BOROUGH OF LAMBETH COUNCIL

- 2.8.5 Lambeth's Outdoor Sports Facilities Strategy and Action Plan (2015 to 2020) aims to protect outdoor sports facilities where they are needed to meet demand, or provide clear evidence for their relocation. It also aims to enhance/provide outdoor sports facilities to meet current and future needs through improving quality, access and management of site.
- 2.8.6 The vast majority (96%) of pitch provision in Lambeth is provided by Lambeth Council. Sites are managed by Greenwich Leisure Limited (GLL). Cubs hire pitches on an annual or casual basis through GLL through its online booking service. There are no private sports clubs providing grass pitches and therefore clubs requiring a higher standard of pitch provision generally travel outside of the Borough.
- 2.8.7 There is limited provision of artificial turf pitches at education sites of which the majority are managed by the schools in house. One education site, Streatham & Clapham High School provides pitches which are available to the community but are currently unused.

LONDON BOROUGH OF CROYDON COUNCIL

- 2.8.8 Croydon's latest Playing Pitch Strategy is currently being undertaken and due for completion in 2017. The main facilities (based on highest number of grass pitches¹⁰) are located at Purley Way Playing Fields (15 pitches), The Village Football Pitches (6 pitches), Ashburton Playing Fields (5 pitches) and Woodcote High School (5 pitches).

¹⁰ Sport England Active Places Power Data (2016)

LONDON BOROUGH OF LEWISHAM COUNCIL

2.8.9 Lewisham's Playing Pitch Strategy is currently outdated and the Council are considering its options for commissioning an up-to-date study. The sites with the highest number of grass pitches in Lewisham (according to Active Places data) are located at Blackheath (8 pitches), St. Dunstan's Jubilee Ground (6 pitches), and Downham Playing Fields (4 pitches).

LONDON BOROUGH OF BROMLEY COUNCIL

2.8.10 Bromley's Playing Pitch Strategy is also currently outdated and the Council. The Council have not yet decided when a new strategy will be completed. According to Sport England Active Places data, the main playing pitch provision in the Borough are located at Eltham College (6 pitches), Parkfield Recreation Ground (6 pitches), Petts Wood FC (6 pitches) and Westcombe Park RFC (6 pitches).

DRAFT

3 FOOTBALL ANALYSIS

3.1 Introduction

- 3.1.1 This section of the report focusses on the supply and demand for grass football pitches. At the end of this section there is also a summary of the supply and demand findings for third generation (3G) Artificial Grass Pitches (AGP's) that are becoming increasingly important to service the needs of football for both competitive play and training.
- 3.1.2 This section includes the headline findings from the PPS, as well as a site by site analysis of football sites across LBS. For further detail on the supply and demand of football in the study area, Technical Appendix A – Football Analysis provides a detailed analysis of supply and demand of football in Southwark, including all the required analysis as defined in the Sport England Playing Pitch Guidance.

3.2 Strategic Priorities for the Football Association

- 3.2.1 In August 2015, the Football Association (FA) released their National Game Strategy for Participation and Development (2015 – 2019), which committed the organisation to invest £260 million into grassroots football over the next four years. The strategy has four key priorities;
- Participation – 'More players playing football more often'. The FA are aiming to boost female youth participation by 11% and retain the current level of male team affiliation
 - Player Development – 'Better quality players being developed and entering the talent pathways'. The FA will invest £16m into coach education and development programmes. There will also be 1,000 more top level grassroots coaches developed and on-going investment into the skills coaching programme for 5 – 11 year olds
 - Better Training and Playing Facilities – The FA has committed £48m to new and improved facilities through the Football Foundation. This includes the roll out of a new sustainable model for grassroots facilities in 30 cities through football hubs owned and operated by local communities. An ambition has also been stated to ensure that half of mini-soccer and youth matches are played on high-quality artificial grass pitches
 - Football Workforce – 'Recruiting and developing volunteers and paid staff who service the game'. This will grow the workforce, increase the number of qualified referees and ensure there is an advisory board for every County FA

- 3.2.2 The national strategy follows the FA's October 2014 announcements, stating its intentions to deliver 30 football hubs in cities across the country. The FA intends to increase the number of full size, publicly accessibility 3G AGP's to over 1,000 across England. It also intends to facilitate the delivery of more than 150 new club-owned and managed football hubs to support the delivery of FA, County FA and professional club youth development and coach education programmes. It also aims to ensure that at least 50% of all mini soccer and 9v9 matches are played on good quality 3G AGP's.
- 3.2.3 A key trend for football across the country is the contraction of adult affiliated clubs and the growth of more casual and informal forms of football, such as 5 and 7-a-side and organised evening 11-a-side, typically played on floodlit 3G pitches. This trend reflects the perceived reduction in free time across the UK and the reticence to commit to weekly football on a Saturday or Sunday afternoon. This trend is particularly applicable to LBS, due to the large transient population, travelling into the borough every week day to work.
- 3.2.4 The growth of demand and supply of 3G provision and the changing patterns of demand among grass roots footballers is key and will be addressed as an output of this study.
- 3.2.5 In addition to the focus on 3G facilities the FA has emphasised, throughout consultations, the commitment of the organisation to improving grass pitches, with the overall target being to improve 2,000 grass pitches across the UK and reduce the amount of cancellations, especially due to waterlogging.
- 3.2.6 The body that governs football in the study area is the London FA and all of the FA's community and development objectives are implemented through this local body.

3.3 Consultation Overview

- 3.3.1 4 global consulted with the London FA to provide an overview of club and facility needs and issues across the study area. This section covers the main points raised during the consultation.
- 3.3.2 Football participation in London is high compared to the rest of the country (Active People data is unavailable for the study area due to the size of the sample). In line with the recent National Strategy, the provision of 3G AGP's is a priority for the FA as this improves the quality and sustainability of football facilities across the UK.
- 3.3.3 For grass-based pitches, facility provisions for football appear to meet demand sufficiently, however maintenance and general pitch quality are seen to require improvement. These views will be validated by the findings of this study and will provide the Councils and the FA with information that can be used to improve natural turf pitches, which is a key performance indicator for the FA in the National Game Strategy 2015-2019
- 3.3.4 The FA stated that a key priority is to provide facilities that are sustainable for the long-term future of football in the study area. There is currently a large demand for football in the South of the study area, with large clubs and a significant junior football presence. This is contrasted with the north of the borough, which is dominated by informal and social football, partly due to the lack of space available for full size grass pitches.

3.4 Supply

QUALITY OVERVIEW

- 3.4.1 To gather a full understanding of the supply of football pitches in Southwark, the 4 global research team visited all football sites in the area and assessed the facilities using the FA's guidelines, as shown in Playing Pitch Strategy Appendix 2 - Football Association¹¹. Where appropriate an Institute of Groundsmen (IOG) qualified pitch assessor also undertook an assessment of key sites to cross check the original scores and ensure the scoring is consistent with the rest of the country.
- 3.4.2 A detailed record of all the supply data can be found in Technical Appendix A – Football Analysis, however this section will summarise the key findings.
- 3.4.3 Table 3.1 summarises how the grass football pitches in the study area were assessed, in line with Sport England PPS methodology (non-technical assessments).

Table 3.1 – Supply of grass pitches in the study area. Source: 4 global site assessments

Quality score	Adult football	Youth football		Mini soccer	
	11v11	11v11	9v9	7v7	5v5
Good (80-100%)	28	10	2	9	0
Standard (50-79.9%)	8	8	5	2	0
Poor (0-49.9%)	0	0	0	0	0

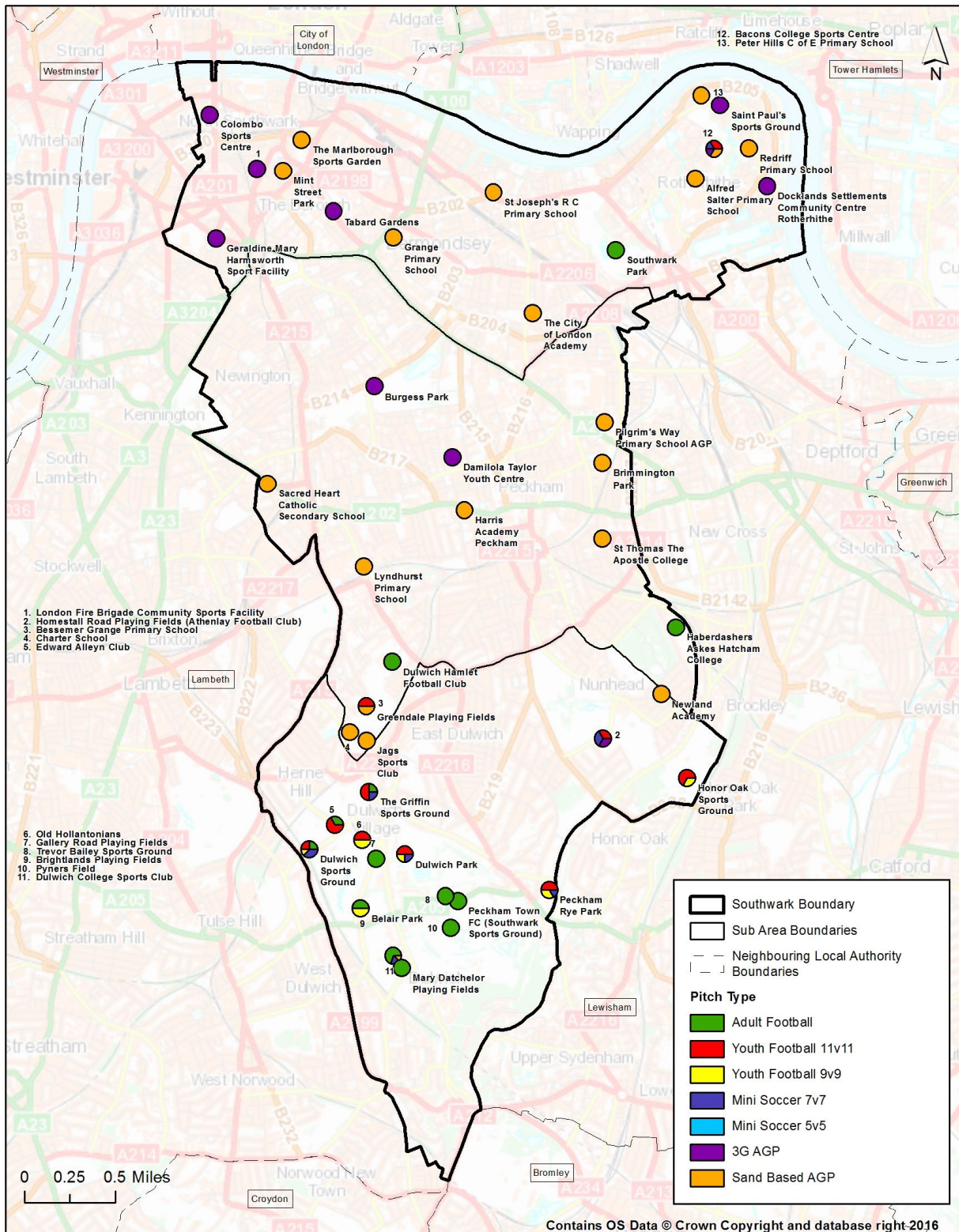
- 3.4.4 Table 3.1 shows that most pitches across the Borough are rated as GOOD, with the rest of sites identified as STANDARD. This high quality of pitches is unique for Local Authorities in London and illustrates an excellent overall quality of provision. This analysis has been benchmarked in Table 3.2 below, which compares the split of scoring between the three ratings for Southwark with 3 other London Borough's, that 4 global has undertaken site assessments for in the past two years. These Local Authorities have been kept anonymised as the associated strategies are still in progress at the time of issue.
- 3.4.5 Table 3.2 indicates that out of four local authorities, London Borough of Southwark has the highest proportion of GOOD pitches. Overall, the data shows that when compared to a sample of other London Borough local authorities, Southwark has significantly high quality provision that the rest of the city.

Table 3.2 – Assessment benchmarking across in London. Source: 4 global site assessments

Pitch Rating	Average Pitch Score			
	London Borough A	London Borough B	London Borough C	LB Southwark
Good	17%	22%	23%	68%
Standard	63%	65%	65%	32%
Poor	20%	14%	12%	0%

¹¹ Sport England PPS Guidance – Football Appendix (<http://goo.gl/em3wyj>; 2015)

Figure 3.1 – Football provision (grass and AGP) in LBS. Source: 4g site assessments



All Football grass pitch and AGP sites by pitch type in Southwark

PITCH OWNERSHIP

- 3.4.6 As is common across the UK, a large proportion of sports provision in the study area is owned and operated by education and the local authority. In addition to this, the LBS assessment results illustrate that there is a high amount of private site ownership in the study area. The majority of sites are owned by Dulwich Estates, who own a large amount of the open space and property in the south of the study area.
- 3.4.7 Table 3.3 below shows the spread of ownership, illustrating an even spread of ownership between local authority, education and private third parties.

Table 3.3 – Site ownership in Southwark. Source: 4 global site assessments

Type of ownership	Ownership	Management
Local Authority	15	16
Education	17	19
Private	13	10
Charity/Trust	2	2

3.5 Demand

- 3.5.1 Football is the most popular team participation sport across the study area, with a total of 226 teams recorded by the study, as shown in Table 3.4. To illustrate the distribution of football teams across the study area, this data has been broken down into the three sub-areas of North, Burgess Park and South.

Table 3.4 – Team Profile for football in Southwark

Area	Adult Teams		Youth Teams				Mini Teams		Total
	Men's	Ladies	Boys		Girls		Mini Soccer		
			11v11	9v9	11v11	9v9	7v7	5v5	
Sub-area: North	4	0	8	7	0	0	3	1	23
Sub-area: Burgess Park	9	0	2	1	0	1	0	0	13
Sub-area: South	48	4	59	33	1	0	30	15	190
London Borough of Southwark	61	4	69	41	1	1	33	16	226

- 3.5.2 Table 3.4 illustrates the significant amount of demand in the South sub-area, which is dominated by large junior clubs and a small number of major adult clubs. There is far less formal football in the north of the borough, however this is likely to change in response to a changing population and improved competitive football provision.
- 3.5.3 Using the above team data and the volume of 72 clubs that were surveyed, the club to team ratio in Southwark is 1:3.1, i.e. each club runs on average 3.5 teams. This compares to a national ratio of 1:3.3 and shows that there are marginally less teams within each club on average compared to national levels.

MAJOR CLUB DEMAND SUMMARY

3.5.4 A sample of 5 of the largest clubs in the borough is summarised below (in no particular order), focussing on the major priorities and issues raised by each of the clubs during consultation. A more detailed analysis of these clubs can be seen in Technical Appendix A – Football Analysis.

- **Greenhouse Sports FC** – A junior and female club with 9 teams across the junior age groups and a girl's section, most of which is for training only. The club plays their home games at Bacons College Sports Centre and have cited a requirement for more all-weather pitch provision in the area to accommodate training and match play requirements
- **Dulwich Village Youth FC** – A current total of 36 teams in all age groups from U7s to U17s and aspirations to increase further in the next few seasons. The club has been consistently expanding in recent years, but has identified a major need for more suitable pitches in the area to allow further growth. They currently play all home matches at Dulwich Prep London and Dulwich Sports ground, where they have identified drainage problems, with pitches getting waterlogged frequently. Because of this, the club had to regularly move locations (occasionally outside the borough) to facilitate matches over the last season, particularly during the winter period
- **Peckham Town FC** – A popular club that satisfies huge demand for football, providing football for boys and girls from U7 to U15, as well as three adult sides. The club also runs 2 adult disability teams and a Brazilian indoor futsal side. Most players are local to Peckham and the club loses 4/5 sides every year but such is the popularity of the club that they regain these numbers. They have stated that if there were more and better facilities they could have up to 40 teams. The club's registered home ground is Southwark Sports Ground (leased from Dulwich Estates), where they have rated the pitches and facilities as poor. Such is the state of the facilities at Southwark Sports Ground, that Peckham Town FC 1sts have won promotion 4 years in a row and been denied promotion as their facilities were not deemed adequate
- **Southwark All Stars** – A club with 6 youth teams and plans to increase the mini soccer section by at least three teams in coming seasons. They have identified a need for additional 3G pitches for training, and stated that they the club would have more teams if more pitches and better facilities were available in the area. Their main home ground is Peckham Rye Park where, although they have seen an improvement on the quality of maintenance in recent years, they have rated the pitches as adequate: suffering from poor drainage, some dog fouling and litter problems and lots of unofficial use
- **Hillyfielders Youth** - The club has increased from 10 to 14 teams in recent years and have current aspirations to keep growing, although they stated that more pitches and training facilities would be required to allow this. They

rent the pitches at Honor Oak Sports Ground from the council, and they have rated the quality of maintenance as poor, with pitches suffering from poor drainage, long grass, and some evidence of unofficial use. They have identified this site as their preferred one but only due to convenience and not quality.

3.6 Future Demand

DEMAND DRIVEN BY POPULATION GROWTH

- 3.6.1 To calculate the future demand for football in the study area, a Team Generation Rate¹² has been calculated using the current number of teams and the current population. This measure allows us to calculate what size of population (for various age groups) will typically cause enough demand for a football team.
- 3.6.2 This Team Generation Rate can then be applied to the population projections for the local authority to confirm how population growth or reduction will affect the demand for teams in each of the key age groups.

Table 3.5 – Team Generation Rates for Football in Southwark

Football age group	Current popn. per age group	No. Of teams	TGR (Teams Generation Rate)	Future population (2031) per age group	Predicted future number of teams	Additional teams required
Snr Men (19-45yrs)	83,687.5	61.0	4.4	97,732.2	60.6	-0.4
Snr Women (19-45yrs)	82,579.9	4.0	0.3	93,914.6	3.5	-0.5
Yth Boys (12-18yrs)	8,835.2	110.0	60.2	11,398.6	129.9	19.9
Yth Girls (12-18yrs)	8,244.3	2.0	0.9	10,212.2	1.2	0.3
Mini soccer mixed (6-11yrs)	14,578.4	49.0	16.2	16,747.0	46.8	-2.2
Total Projected Additional Demand (Teams)						17.2

- 3.6.3 Table 3.5 illustrates that the significant population growth in Southwark is projected to lead to the increase in demand for football, with an additional 17.2 teams required across the sub-area. To break-down this projected increase in demand, TGR calculations have also been undertaken for each of the three sub-areas, all of which are detailed in Technical Appendix A – Football Analysis.

- **North sub-area:** 7.2 additional teams, including 5.2 for youth boys (12-18

¹² The Team Generation Rate calculation uses the current number of teams and the current population to calculate a proxy measure of the number of total residents per relevant sports team. This measure is therefore applied to the projected population (depending on the length of the strategy) to predict how many additional teams will be required in order to satisfy the demand from the 'new' population.

yrs)

- **Burgess Park sub-area:** 2.7 additional teams, including 1.5 senior men’s teams
- **South sub-area:** 7.2 additional teams, including an increase of 13.7 youth boys team but a reduction in senior men’s teams and mini soccer teams.

3.6.4 When comparing the findings for the whole study area to national trends, the reduction in adult teams is consistent with the rest of the country, whereas a projected reduction in mini soccer contrasts with an upward trend for the rest of the UK. Additionally, the significant increase in demand for youth football is consistent with findings from across the rest of the UK.

3.6.5 It is important to note that this calculation assumes that clubs, the Councils and the local FA development officers do not improve their marketing or participation schemes over the period and are therefore no more successful than they are now in attracting new players to participate in football in the study area. In reality, it is expected that there will be improved channels of digital communication and improved maintenance technology, as well as higher quality ancillary provision. The output of this will be a higher quality and an improved ability to generate additional demand and convert it into participation.

DEMAND DRIVEN BY LATENT DEMAND

3.6.6 While a large amount of future demand will be driven by population growth, it is also likely that clubs and operators are successful in converting latent demand into actual demand, therefore increasing the number of people playing football. The table below identifies all clubs, grouped by sub-area, that identified latent demand (not currently active), which they are aiming to convert into affiliated football demand within the next 1 – 3 years. This provides an estimation of the number of new teams that will be required in Southwark, in addition to the teams generated by population growth.

Table 3.5: Latent demand for football by sub-area

Sub-area	Adult teams		Youth teams		Mini teams	Totals
	Mens	Ladies	Boys	Girls	Mini soccer	
South Sub-area	4	0	6	2	13	25
Burgess Sub-area	0	0	0	0	0	0
North Sub-area	0	0	0	0	0	0
LB Southwark	4	0	6	2	13	25

3.6.7 The additional demand, both from population growth and the conversion of latent demand, will be considered as part of the future capacity analysis in the following sections.

CASUAL AND INFORMAL DEMAND FOR FOOTBALL

3.6.8 In addition to the formal and affiliated football referenced in this section, the Playing Pitch Strategy also considers informal and casual football demand across Southwark.

- 3.6.9 This demand is at its most prevalent for small-sided and full size AGP facilities, which are hired by informal football groups, companies or teams who play on an irregular basis. Due to the informal nature of many of these teams, the level of demand is difficult to capture accurately. Booking data for all Council owned sites has therefore been used to identify groups or individuals that have booked grass pitches but used them irregularly throughout the season. This demand can then be included in the overall capacity analysis for each of the sites in question, to ensure the site balance is a fair representation.
- 3.6.10 Table 3.7 shows the volume of irregular bookings at sites across the local authority, with further detail on the individual groups included in Technical Appendix A – Football Analysis.

Table 3.6: Irregular football bookings

Provision - Site	Sub-Area	Total Demand (Match Equivalents per season)
Belair Park	South	1.5
Dulwich Park	South	6
Peckham Rye Park	South	5
Southwark Park	North	0

3.7 Supply and Demand Balance

- 3.7.1 This section presents the supply and demand balance findings for grass football pitches (both for current and future scenarios) for the study, split by sub-area.
- 3.7.2 The pitch balance figures i.e. the relationship between supply and demand, have been calculated using the capacity and pitch quality ratings, with further detail provided in Technical Appendix A – Football Analysis.
- 3.7.3 Table 3.7 to 3.9 below show the total capacity analysis for football in each of the three sub-areas. For each table, scenarios have been tested, to show the impact of pitch ownership and security across the sub-area.

Table 3.7: Overall football balance figures for Sub-area - North

Balance per Pitch Type	Adult	Youth 11v11	Youth 9v9	Mini 7v7	Mini 5v5	Total
Supply – pitch capacity in match equivalents	6	8	0	6	0	20
Demand – match equivalents for matches and training	1.5	3.5	3.5	1.5	0.5	10.5
Current Balance for all available sites only	4.5	4.5	-3.5	4.5	-0.5	9.5
Current Balance for secured sites only	4.5	4.5	-3.5	4.5	-0.5	9.5
Future additional latent demand	0	0	0	0	0	0
Future additional demand (from TGR)	0.5	1.5	1	2	0.5	5.5
Future balance for all available sites	4	3	-4.5	2.5	-1	4

- 3.7.4 Table 3.7 identifies the following key findings
- Compared to the other two sub-areas, the north sub-area has the second largest supply of football

- There is a small overall surplus of football supply for 2016, however within this there is a deficit of Youth 9v9 and Mini Soccer 5v5 pitches
- The additional projected demand from latent demand and population growth leads to this surplus shrinking, with more significant deficits throughout the youth and mini pitch size. This surplus does not allow for any comfort factor or the resting/repair of pitches, all of which are recommended if the Council and FA are looking to maintain a high-quality stock of football pitches

Table 3.8: Overall football balance figures for Sub-area - Burgess Park

Balance per Pitch Type	Adult	Youth 11v11	Youth 9v9	Mini 7v7	Mini 5v5	Total
Supply – pitch capacity in match equivalents	7	2	0	0	0	9
Demand – match equivalents for matches and training	1.5	1	0	0	0	2.5
Current Balance for all available sites only	5.5	1	0	0	0	6.5
Current Balance for secured sites only	1.5	1	0	0	0	2.5
Future additional latent demand	0	0	0	0	0	0
Future additional demand (from TGR)	0.75	0.25	0.25	N/A	N/A	1.25
Future balance for all available sites	4.75	0.75	-0.25	0	0	5.25

3.7.5 Table 3.8 identifies the following key findings

- The Burgess Park sub-area has the smallest stock of grass football pitches, but also has very little demand captured as part of this study
- There is a small overall surplus for football, both for 2016 and 2031 (projected), however any unexpected growth in demand is likely to lead to a deficit due to the small amount of pitch space in the sub-area.
- With the planned AGP developments at Burgess Park, any future deficit in pitch supply is likely to be satisfied by artificial grass pitches, however it is key that the specification of these developments allow for competitive football to be played on site.

Table 3.9: Overall football balance figures for Sub-area - South

Balance per Pitch Type	Adult	Youth 11v11	Youth 9v9	Mini 7v7	Mini 5v5	Total
Supply – pitch capacity in match equivalents	84	44	18	36	0	182
Demand – match equivalents for matches and training	26.5	24	16	15.5	7.5	89.5
Current balance for all available sites only	57.5	20	2	20.5	-7.5	92.5
Current balance for secured sites only	-4.5	6	0	16.5	-7.5	10.5
Future additional latent demand	2	2.5	1.5	4.5	2	12.5
Future additional demand (from TGR)	-1.5	4.25	2.5	1	0.5	6.75
Future balance for all available sites	57	13.25	-2	15	-10	73.25

3.7.6 Table 3.9 identifies the following key findings

- This is the most active sub-area in the local authority and it is also the most

affluent, the least deprived and has the best access to open space

- Pitch provision in the sub-area is dominated by large independent schools, which provide high quality pitches that are available to the community with no security of long-term use. There are also several council owned facilities which are used by clubs and the community
- While the balance for all available pitches illustrates a surplus for both 2016 and 2031, it should be noted that when only secured pitches are taken into consideration, a deficit of adult and mini-soccer pitches is evident. This is supported by anecdotal evidence from demand consultations, which indicate a shortage of pitches at peak time
- The high theoretical supply of pitches in the South sub-area is influenced by the high quality of pitches across the sub-area. While this is positive, the peak demand analysis in the following section identifies whether there is sufficient supply during periods where demand is at the highest.

3.8 Artificial Grass Pitches (AGP's) for Football

3.8.1 There are three surface types that fall into the category of Artificial Grass Pitches (AGP); rubber crumb (3G), sand-based (filled or dressed) and water based.

3.8.2 The FA considers high quality 3G pitches as essential in promoting coach and player development across all age groups. These pitches can support intensive use and as such are valuable assets for both playing and training. Primarily, such facilities have been installed for community use and training however they are increasingly used for competition, which the FA wholly supports providing the pitch has been appropriately tested and is on the FA 3G pitch register. The FA's long-term ambition is to provide every affiliated team in England with the opportunity to train once a week on a floodlit 3G surface together with priority access for Charter Standard Community Clubs through a partnership agreement.

3.8.3 The FA has adopted the use of 3G pitches across all its competitions and incorporated this into the standard code of rules. This decision was taken due to the significant advances that have been made to the development of 3G Football Turf (FT) and the adoption of these surfaces by professional leagues throughout Europe and by both UEFA and FIFA for major competitions.

3.8.4 Competitive affiliated football can take place on 3G surfaces that have been tested to FA standards and is on the FA 3G Football Turf Pitch Register. All football training can take place on sand and water based surfaces but a 3G surface is preferred.

QUANTITY AND QUALITY OVERVIEW

3.8.5 Table 3.10 provides a list of all full size (approx. 100m x 60m or bigger) 3G AGP's in Southwark, available for either for training or competitive play. These have been separated from the other AGP's in the hockey section of this report as sand-based or small sided AGP's are not of strategic importance for Sport England or the FA.

- 3.8.6 The study area currently has four full sized 3G AGP's, all of which are available for community use and used heavily through periods of peak demand (weekday evenings and weekends). All four facilities are floodlit therefore can be used by the community at peak times throughout the winter.
- 3.8.7 Competitive affiliated football can take place on 3G surfaces that have been tested to FA standards and is on the FA 3G Football Turf Pitch Register. All football training can take place on sand and water based surfaces but a 3G surface is preferred.

Table 3.10 – Full size 3G AGP provision in Southwark

Site Name	Pitch Type	Size	Community use	Security of use	Pitch score	Floodlighting
Bacons College Sports Centre	3G	100x70	Available	Secured	77 - Standard	Yes
Burgess Park	3G	100x70	Available	Secured	63 - Standard	Yes
Saint Paul's Sports Ground	3G	100x70	Available	Secured	64 - Standard	Yes
Tabard Gardens	3G	100x60	Available	Secured	55 - Standard	No

CURRENT SUPPLY AND DEMAND BALANCE – ARTIFICIAL GRASS PITCHES

- 3.8.8 As part of the FA National Game Strategy, the Football Association have identified a strategic objective to ensure that all teams playing competitive football have access to a floodlit 3G AGP to train on at least once a week. To do this, FA calculations show that a full size 3G AGP (available for community use at peak times) is required for every 42 teams, which will allow the required training and match play slots, as well as providing suitable supply at peak times (weekday evenings and weekends).
- 3.8.9 Using the demand data for the Borough, 226 teams have been identified as playing within the London Borough of Southwark. Using the FA's suggested ratio of 1:42, this demonstrates the need for 5.4 full sized 3G AGP's, which it is suggested should be rounded up to 6 to allow for a small comfort factor.
- 3.8.10 Stage B data for the project identifies 4 existing full sized 3G AGP facilities within the study area that are available and secured for community use. This includes the facility at Bacons College, however it should be noted that this is heavily used for corporate hires during mid-week peak time. It is therefore recommended that an additional facility is sought, to satisfy the demand of both informal/unaffiliated football and for demand from clubs that are affiliated to the FA.
- 3.8.11 With this in mind, there is a deficit of 3 full sized 3G AGP's across the study area.

FUTURE SUPPLY AND DEMAND BALANCE – ARTIFICIAL GRASS PITCHES

- 3.8.12 To understand the projected level of demand for 3G AGP's in LBS across the lifetime of the project, the same ratio of 1:42 has been used, as well as the additional 42 teams identified in the TGR and latent demand calculations.

3.8.13 Using these updated parameters, it is projected that 7 full sized 3G AGP's will be required to be accessible to the community by 2031 in London Borough of Southwark. Assuming that the 3 existing facilities remain open and secured for community use, this will lead to a deficit of 4 full sized pitches.

MEETING THE CURRENT AND FUTURE DEMAND FOR 3G AGP FACILITIES ACROSS LONDON BOROUGH OF SOUTHWARK

3.8.14 To meet the 3G shortfall for both current and future AGP supply and demand, the likely solution will be a combination of new build and resurfacing sand-based pitches. A key consideration when identifying potential development sites is meeting the current and future demands for Hockey and identifying sites that are genuinely surplus to hockey requirement.

3.8.15 A key objective for the FA is to maximise the use of 3G pitches for competitive football match play. This will increase the quality of provision, reduce the number of cancellations and help to address future demand. Affordable pricing policy that includes match based charges in line with grass pitches should be a consideration.

3.8.16 When selecting the sites that are appropriate for 3G AGP development, sites should have the following characteristics;

- Be available for significant use by local community clubs
- Have good access and ancillary facilities to service the pitch(es)
- Be financially sustainable
- Be able to be maximised for training and match play provision during peak time
- Be well positioned to deliver wider football development programmes, including coach education and a recreational football offer, using spare off-peak capacity to deliver this
- Be able to explore shared projects with the Rugby Football Union (RFU) and school sites where infrastructure and vision align.

3.8.17 In terms of location, the Stage B analysis identified a high volume of affiliated formal football demand in the South sub-area, which does not currently have access for a full size 3G AGP facility. It is therefore important to increase the provision of 3G AGP facilities in the Southern sub-area, aiming for at least 1 and ideally 2 facilities, dependant on planning restrictions. The population growth in the Burgess Park and North sub-areas also contributes to the need to develop further 3G AGP provision in the northern part of the Borough. The proposed development at Burgess Park should therefore be encouraged, to increase the provision of high quality facilities and create a sporting 'hub' in an area of high population growth.

3.8.18 Finally, to meet the needs of the growing population in the north of the Borough, as well as providing for the significant amount of demand from workplace and transient population, an additional full-size 3G AGP should be developed in the North sub area. This is in addition to the planned developments of small sided AGP's across the North subarea.

3.9 Strategic sites for Protection, Enhancement and Provision

- 3.9.1 Based on the evidence collated in the PPS for football pitch provision, it can be concluded that there are certain football facilities across the study area that are recorded as high value sites, for a number of reasons.
- 3.9.2 Table 3.11 provides a justification for how each of the sites, where football is currently available to the community, should be Protected, Enhanced or Provided for. Where it is recommended that a site is not required for community use football, this will also be explained in the table.
- 3.9.3 To confirm the sites that have spare capacity or a deficit, the site-by-site analysis in this section will provide a total balance per site to illustrate the sites that need investment either to improve the quality of pitches (and therefore carrying capacity), as well as the sites that need a greater number of grass pitches in order to satisfy demand. This will be shown in the 'capacity for community use' column.
- 3.9.4 It should be noted that where supply equals demand (a balance of +0, the colour coding of the site is taken from the capacity at the peak period.

Table 3.11: Site-by-site analysis for football sites in LB Southwark

Site Name	Sub-area	Pitch supply	Community use on site	Capacity for community use (grass pitches only)	Justification for Protection (PR), Enhancement (E) or Provision (PV)	
Alfred Salter Primary School	North	1 x sand AGP	Not Available	N/A - no grass pitches	PR	This site should be protected as playing pitches in the Local Plan. This site is not available for community use but the small-sided AGP is a valuable asset to the school for curriculum use. It is recommended that further work is undertaken to identify whether community use at this education facility can be established.
					E	No further enhancement has been identified as being required as part of this study
					PV	No further provision has been identified as being required as part of this study
Bacons College Sports Centre	North	2 x youth 11v11 1 x mini 7v7 2 x sand AGP 1x 3G AGP	Available and secured	+4 match equivalents	PR	This site should be protected as playing pitches in the Local Plan. This site is run by the school but is used by the community throughout the week, although availability is reduced at peak times during the week as the full-sized pitch is used by professionals working in the nearby financial district. There is a deficit of youth and mini football provision at this site during periods of peak demand.
					E	The 2 x small sided AGP's are nearing end of life and plans should be put in place to refurbish or re-surface these in the next three years. The site has three grass pitches, rated as good quality, however it has been identified that most the teams are not playing on the right sized pitches, as recommended by the FA's guidance.
					PV	Due to the popularity of the full-sized 3G for corporate hire, it is anticipated that additional demand could be satisfied with a second full sized AGP. It should be noted, however, that due to the curriculum requirements of the school, as well as the presence of the non-turf cricket pitch, further consultation with the school is required before commencing with such a project.
Belair Park	South	2 x adult	Available	+0 match equivalents	PR	This site should be protected as playing pitches in the Local Plan.

Site Name	Sub-area	Pitch supply	Community use on site	Capacity for community use (grass pitches only)	Justification for Protection (PR), Enhancement (E) or Provision (PV)	
		11v11	and Secured			This is a two-pitch site that is used by Greenhouse Sports FC, as well as several informal, irregular users. There is a deficit of all football provision at this site during periods of peak demand.
					E	The site is currently at capacity, with any further growth in demand being likely to lead to overplay. Improved maintenance procedures are required at the site, to improve the overall quality and therefore increase the carrying capacity of the pitches.
					PV	Due to the site's location in the south sub-area and the significant nearby demand, users of this site would benefit from access to a full sized 3G AGP.
Bessemer Grange Primary School	South	1 x sand AGP	Available and unsecured	N/A - no grass pitches	PR	This site should be protected as playing pitches in the Local Plan. The facility has a relatively new small sided sand-based AGP facility, which could not be used for competitive football but could be used for other community activity and casual exercise.
					E	No further enhancement has been identified as being required as part of this study
					PV	No further provision has been identified as being required as part of this study
Brightlands Playing Fields	South	1 x adult 11v11 1 x youth 9v9	Available and unsecured	+4 match equivalents	PR	This site should be protected as playing pitches in the Local Plan. These grass pitches are maintained and used by Dulwich Preparatory School, however further community use has not been identified as part of this study.
					E	No further enhancement has been identified as being required as part of this study
					PV	No further provision has been identified as being required as part of this study
Brimmington Park	Burgess	2 x sand AGP	Available and secured	N/A - no grass pitches	PR	This site should be protected as playing pitches in the Local Plan. The site has two small sided AGP's which are very poor in quality and need replacing or refurbishing
					E	This site is not currently used extensively by the community and

Site Name	Sub-area	Pitch supply	Community use on site	Capacity for community use (grass pitches only)	Justification for Protection (PR), Enhancement (E) or Provision (PV)
					<p>there is an opportunity to develop the space into a fit-for-purpose sports and physical activity facility</p> <p>PV Further work is currently being undertaken by the council to determine the appropriate facility mix for this site</p>
Burgess Park	Burgess	1 x 3G AGP	Available and secured	-1 match equivalents	<p>PR This site should be protected as playing pitches in the Local Plan. The site is strategically important to the borough and provides a range of sporting provision. There is a deficit of adult football provision at this site during periods of peak demand.</p>
					<p>E No further enhancement has been identified as being required as part of this study</p>
					<p>PV The current 3G AGP has a significant amount of demand and user consultations have identified that many clubs and groups are not able to book the volume of training and match slots that they require. There is also significant population growth occurring on the Old Kent Road and in the surrounding area, which will increase the demand for flexible, high quality sports facilities. Further 3G AGP provision is therefore recommended.</p>
Charter School	Burgess	1 x sand AGP	Available and unsecured	N/A - no grass pitches	<p>PR This site should be protected as playing pitches in the Local Plan. This is an education site and the AGP site is well used for curriculum and after-school sports.</p>
					<p>E The AGP is not in good condition, with too much sand, poor lines and surface lifting. It therefore requires refurbishment or replacement.</p>
					<p>PV No further provision has been identified as being required as part of this study</p>
Colombo Sports Centre	North	2 x 3G AGP	Available and secured	N/A - no grass pitches	<p>PR This site should be protected as playing pitches in the Local Plan. Although no formal community use was recorded as part of this project, the two sand-based AGP's appear to be well used</p>
					<p>E No further enhancement has been identified as being required as part of this study</p>

Site Name	Sub-area	Pitch supply	Community use on site	Capacity for community use (grass pitches only)	Justification for Protection (PR), Enhancement (E) or Provision (PV)	
					PV	No further provision has been identified as being required as part of this study
Damilola Taylor Youth Centre	Burgess	1 x 3G AGP	Available and secured	N/A - no grass pitches	PR	This site should be protected as playing pitches in the Local Plan. This facility is used for training by the Southwark Allstars, as well as for daily use as part of the youth centre. The centre is limited to how late they can use the facility in the evenings due to noise complaints from neighbours
					E	No further enhancement has been identified as being required as part of this study
					PV	No further provision has been identified as being required as part of this study
Docklands Settlements Community Centre Rotherhithe	North	1 x 3G AGP	Available and secured	N/A - no grass pitches	PR	This site should be protected as playing pitches in the Local Plan. Although no formal community use was recorded as part of this project, the 3G facility is new, of good quality and used by the community centre.
					E	No further enhancement has been identified as being required as part of this study
					PV	No further provision has been identified as being required as part of this study
Dulwich College Sports Club	South	12 x adult 11v11 3 x mini 7v7 2 x sand AGP	Available and unsecured	+53 match equivalents	PR	This site should be protected as playing pitches in the Local Plan. As one of the leading independent schools in the area, this site has excellent facilities and several football pitches. Almost all of these pitches are used for rugby at the start of the season however this is not an issue due to the amount of maintenance resources at the disposal of the school. Although many of the facilities at the school are not available to the community, the full-sized sand-based AGP is used for both community hockey and football, however it has not been possible for clubs to agree a formal community use agreement or long term security of bookings.

Site Name	Sub-area	Pitch supply	Community use on site	Capacity for community use (grass pitches only)	Justification for Protection (PR), Enhancement (E) or Provision (PV)	
					E	No further enhancement has been identified as being required as part of this study
					PV	No further provision has been identified as being required as part of this study
Dulwich Hamlet Football Club	Burgess	1 x adult 11v11	Available and secured	+1.5 match equivalents	PR	This site should be protected as playing pitches in the Local Plan. This site has a stadia pitch used by Dulwich Hamlets FC, who are the highest performing adult club in the study area, playing at Step 3 in the FA National League System. There is a deficit of youth (11v11) football provision at this site during periods of peak demand.
					E	As below, the club is looking to redevelop the site, as the currently facilities need significant refurbishment, which are not possible under the current financial model
					PV	The club is currently in financial difficulty and is looking to redevelop the site, using revenue from a new housing develop to build a 3G AGP stadia pitch on the neighbouring Greendale Playing Fields and sand-based AGP.
Dulwich Park	South	2 x youth 11v11 1 x youth 9v9 1 x mini 7v7	Available and secured	-2.5 match equivalents	PR	This site should be protected as playing pitches in the Local Plan. This is a multi-pitch site which is heavily used by several local community clubs. The site has is also used for irregular and informal football, depending on availability. There is a deficit of adult, youth and mini (5v5) football provision at this site during periods of peak demand.
					E	The site is currently at a deficit for grass pitches and requires more capacity to meet the need of residents. It is therefore recommended that the maintenance at the site is improved, to address issues with drainage that were raised during the site assessment and user consultations. The pitches are currently at the lower end of the STANDARD rating and are not fit for purpose given the amount of demand for pitches.
					PV	If it is not possible to improve the quality of the pitches, it is

Site Name	Sub-area	Pitch supply	Community use on site	Capacity for community use (grass pitches only)	Justification for Protection (PR), Enhancement (E) or Provision (PV)	
					recommended that a new Adult Pitch is marked out, with new drainage installed, to meet the demand for adult football that is currently available in the area.	
Dulwich Sports Ground	South	2 x adult 11v11 2 x youth 11v11 1 x youth 9v9 3 x mini 7v7	Available and secured	+17.5 match equivalents	PR	This site should be protected as playing pitches in the Local Plan. This is a volunteer run site that is home to a great range of sporting facilities. The trust that run the site are concerned that in 2017 they will not be able to afford the rent for the site so will not be able to maintain the site. The club is used heavily by clubs such as Dulwich Village Youth, South Bank Cuaco and several smaller, more informal clubs. There is a deficit of adult, youth and mini (5v5) football provision at this site during periods of peak demand.
					E	The site assessment and consultations with the trust and users have identified that although the pitches are of a good quality, there are sever issues with drainage, which led to the site losing 3 months of football and rugby in 2016.
					PV	The analysis has indicated a large surplus of overall provision at the site, however there has also been a deficit of adult 11v11, youth 11v11 and youth 9v9 pitches at periods of peak demand. It is therefore recommended that pitches are remarked to provide a more fit for purpose facility. In addition, it is recommended that mini football demand is displaced to nearby 3G facilities, such as those at Athenlay Football Club, to increase provision of grass pitches at the site.
Edward Alleyn Club	South	1 x adult 11v11 2 x youth 11v11	Available and secured	+3 match equivalents	PR	This site should be protected as playing pitches in the Local Plan. This is a high-quality site, managed by the school and providing 3 good quality football pitches to the community. There is a deficit of adult and youth football provision at this site during periods of peak demand.
					E	These facilities are well used; however, issues were identified with the drainage at the site. User consultations indicate that the

Site Name	Sub-area	Pitch supply	Community use on site	Capacity for community use (grass pitches only)	Justification for Protection (PR), Enhancement (E) or Provision (PV)
					<p>pitches are not allowed sufficient time to recover and it has also been identified that there is a deficit of 11v11 pitches at periods of peak time. It is therefore recommended that further provision is sought elsewhere and demand is displaced to nearby sites, preferably on an artificial surface.</p> <p>PV Although further provision is required, there is not the required space on the site to allocate further 11v11 grass pitches.</p>
Gallery Road Playing Fields	South	2 x adult 11v11	Available and unsecured	+6 match equivalents	PR This site should be protected as playing pitches in the Local Plan. This is a high-quality site, managed by the school and providing good quality grass pitches.
					E No further enhancement has been identified as being required as part of this study.
					PV No further provision has been identified as being required as part of this study.
Geraldine Mary Harmsworth Sport Facility	North	3 x sand AGP	Available and secured	N/A - no grass pitches	PR This site should be protected as playing pitches in the Local Plan. This is a community, floodlit 5-a-side site near to Elephant & Castle and areas of high population density. The site offers valuable sports provision to a very urban area.
					E 2 of the pitches are excellent however the third is very poor and requires immediate attention, including a full refurbishment.
					PV No further provision has been identified as being required as part of this study.
Grange Primary School	North	1 x sand AGP	Not Available	N/A - no grass pitches	PR This site should be protected as playing pitches in the Local Plan. This site is not available for community use but the small-sided AGP is a valuable asset to the school for curriculum use. It is recommended that further work is undertaken to identify whether community use at this education facility can be established.
					E No further enhancement has been identified as being required as part of this study
					PV No further provision has been identified as being required as part

Site Name	Sub-area	Pitch supply	Community use on site	Capacity for community use (grass pitches only)	Justification for Protection (PR), Enhancement (E) or Provision (PV)	
					of this study	
Greendale Playing Fields	South	1 x youth 11v11 1 x sand AGP	Available and secured	+2 match equivalents	PR	This site should be protected as playing pitches in the Local Plan. The grass pitch at the site is of a good quality however was not being used at the time of assessment. There is a 95x60m sand-based AGP which is subject to a planning application associated with the proposed Dulwich Hamlets FC development.
					E	The sand-based AGP is not currently used or fit for purpose. It is therefore recommended that any opportunity to re-surface the facility as a 3G pitch should be explored, ensuring that there is secured community use written in to any development at the site.
					PV	No further provision has been identified as being required as part of this study
Haberdashers Askes Hatcham College	Burgess	2 x adult 11v11	Available and unsecured	+4 match equivalents	PR	This site should be protected as playing pitches in the Local Plan. Although little demand was identified as part of the project, these are two of the only adult grass pitches in the Burgess Sub-area.
					E	The quality of these pitches is STANDARD, however if maintenance does not improve they are likely to become POOR.
					PV	No further provision has been identified as being required as part of this study
Harris Academy Peckham	Burgess	1 x sand AGP	Not Available	N/A - no grass pitches	PR	This is a school site with an upper standard, floodlit, small sided AGP. The site does not have any recorded community use for its AGP nor any recorded interest in adding any.
					E	No further enhancement has been identified as being required as part of this study
					PV	No further provision has been identified as being required as part of this study
Homestall Road Playing Fields (Athenlay)	South	1 x youth 11v11 1 x mini 7v7 1 x 3G AGP	Available and secured	+6 match equivalents	PR	This site should be protected as playing pitches in the Local Plan. This is a very well looked after site that is well used and appreciated by the community and is the home ground of Athenlay Football Club. The club currently manage the site and it

Site Name	Sub-area	Pitch supply	Community use on site	Capacity for community use (grass pitches only)	Justification for Protection (PR), Enhancement (E) or Provision (PV)
Football Club)					appears that it is not readily available for community use by other clubs and user groups. A more robust management and maintenance arrangement is required with the FA and the Council. There is a deficit of youth football provision at this site during periods of peak demand, however it is envisaged that this is addressed through the utilisation of the 3G AGP.
					E The Council and the club is currently developing a brand new clubhouse, to reduce the existing facility which is not fit for purpose.
					PV No further provision has been identified as being required as part of this study
Honor Oak Sports Ground	South	2 x youth 11v11 1 x youth 9v9	Available and secured	-0.5 match equivalents	PR This site should be protected as playing pitches in the Local Plan. The site is the home ground for Hillyfielders Youth, who are growing as a club and have identified the pitches as being poor. This is supported by the PPS pitch assessments which identified a shortage of grass covering. There is a deficit of youth football provision at this site during periods of peak demand.
					E The pitches at the site require significant investment and attention to improve the standard of the maintenance. A feasibility study should be undertaken in collaboration with the Institute of Groundsmen (IOG) to ascertain whether the issue is poor drainage or a maintenance regime that is not sufficiently robust.
					PV It is recommended that the improvement of existing provision is prioritised, however if this is not possible then new pitch development should be explored.
Jags Sports Club	Burgess	1 x sand AGP	Available and secured	N/A - no grass pitches	PR This site should be protected as playing pitches in the Local Plan. This site is owned and managed by the school, with community use available outside of school hours. While this site is primarily used for Hockey, there is also football played at the site.
					E The current AGP is nearing end of life and requires refurbishment.

Site Name	Sub-area	Pitch supply	Community use on site	Capacity for community use (grass pitches only)	Justification for Protection (PR), Enhancement (E) or Provision (PV)	
						Due to the popularity of hockey at the site it is recommended that this remains as sand-based.
					PV	No further provision has been identified as being required as part of this study
London Fire Brigade Community Sports Facility	North	1 x 3G AGP	Not Available	N/A - no grass pitches	PR	This site should be protected as playing pitches in the Local Plan. Although no formal community use was recorded as part of this project, it was mentioned during consultation that there are plans to convert the site into a school, in which case an effort should be made to secure community use at the site.
					E	No further enhancement has been identified as being required as part of this study
					PV	No further provision has been identified as being required as part of this study
Lyndhurst Primary School	Burgess	1 x sand AGP	Not Available	N/A - no grass pitches	PR	This site should be protected as playing pitches in the Local Plan. This site is not available for community use but the small-sided AGP is a valuable asset to the school for curriculum use. It is recommended that further work is undertaken to identify whether community use at this education facility can be established.
					E	No further enhancement has been identified as being required as part of this study
					PV	No further provision has been identified as being required as part of this study
Mint Street Park	North	1 x sand AGP	Available and unsecured	N/A - no grass pitches	PR	This site should be protected as playing pitches in the Local Plan. This site has a small sided, sand based AGP which is well used by the community.
					E	Investment is required for the site, to ensure it is a high quality facility for community and corporate hire.
					PV	No further provision has been identified as being required as part of this study
Newland	South	1 x sand	Not	N/A - no grass	PR	This site should be protected as playing pitches in the Local Plan.

Site Name	Sub-area	Pitch supply	Community use on site	Capacity for community use (grass pitches only)	Justification for Protection (PR), Enhancement (E) or Provision (PV)
Academy		AGP	Available	pitches	
					E
					PV
Old Hollantonians	South	1 x youth 11v11 1 x youth 9v9	Available and secured	+4 match equivalents	PR
					E
					PV
Peckham Rye Park	South	3 x youth 11v11 2 x adult 9v9 1 x mini 7v7	Available and secured	+2.5 match equivalents	PR
					E

Site Name	Sub-area	Pitch supply	Community use on site	Capacity for community use (grass pitches only)	Justification for Protection (PR), Enhancement (E) or Provision (PV)
					<p>the Institute of Groundsmen (IOG) to ascertain whether the issue is poor drainage or a maintenance regime that is not sufficiently robust.</p> <p>PV No further provision has been identified as being required as part of this study.</p>
Southwark Sports Ground	South	1 x adult 11v11	Available and secured	+0.5 match equivalents	<p>PR This site should be protected as playing pitches in the Local Plan. It is a key site for football in LBS, as the home ground to Peckham Town FC. Following consultation with the club, it is apparent that further capacity is required to meet the needs of the club.</p>
					<p>E The quality of the facilities on the site is not adequate and has led to the club being refused promotion for 4 consecutive seasons, as the pitch and ancillary do not meet the requirements of the higher league. Waterlogging at the site causes significant issues, with the 2nd pitch being unplayable for large portions of the season. Issues were identified with the drainage system, which causes flooding of the pitches and the car park. The ancillary facilities are also not fit-for-purpose, suffering from asbestos and not providing the club with a usable social area to use before and after matches.</p>
					<p>PV Due to the shortage of space at the site, it is not possible to install additional grass pitches, however a new ancillary is required to meet the needs of the players and club users.</p>
Peter Hills C of E Primary School	North	1 x sand AGP	Not Available	N/A - no grass pitches	<p>PR This site should be protected as playing pitches in the Local Plan. This site is not available for community use but the small-sided AGP is a valuable asset to the school for curriculum use. It is recommended that further work is undertaken to identify whether community use at this education facility can be established.</p>
					<p>E No further enhancement has been identified as being required as part of this study</p>
					<p>PV No further provision has been identified as being required as part of this study</p>

Site Name	Sub-area	Pitch supply	Community use on site	Capacity for community use (grass pitches only)	Justification for Protection (PR), Enhancement (E) or Provision (PV)	
Pilgrim's Way Primary School AGP	Burgess	1 x sand AGP	Available and secured	N/A - no grass pitches	PR	This site should be protected as playing pitches in the Local Plan. This facility is well used by the community and is located within a deprived social housing estate
					E	The pitch is not in good condition and requires refurbishment or relaying in the next 1-3 years. Due to general popularity of football, it is recommended that this be re-carpeted as a small sided 3G facility
					PV	No further provision has been identified as being required as part of this study
Pyners Field	South	3 x adult 11v11	Available and secured	N/A - no grass pitches	PR	This site should be protected as playing pitches in the Local Plan. This is a large site, situated within an area of high activity and participation on the southern side of Dulwich. The site has fallen in quality in the past years due to miss-management and issues with the previous resident club. The site has 3 adult 11v11 pitches, with modern drainage systems and a high quality ancillary facility, however due to the previous club no longer playing at the site, the pitches are not used to the extent that they could be. There is a deficit of youth and mini football provision at this site during periods of peak demand.
					E	All pitches were rated as STANDARD as part of the assessment, however it is expected that the quality of the site has declined due to the lack of use in the 2016 season. If the site is to be used for regular competitive football, a robust maintenance regime will need to be established and followed by those responsible for the site.
					PV	No further provision has been identified as being required as part of this study
Redriff Primary School	North	1 x sand AGP	Not Available	N/A - no grass pitches	PR	This site should be protected as playing pitches in the Local Plan. This site is not available for community use but the small-sided AGP is a valuable asset to the school for curriculum use. It is recommended that further work is undertaken to identify whether

Site Name	Sub-area	Pitch supply	Community use on site	Capacity for community use (grass pitches only)	Justification for Protection (PR), Enhancement (E) or Provision (PV)
					community use at this education facility can be established.
					E No further enhancement has been identified as being required as part of this study
					PV No further provision has been identified as being required as part of this study
Sacred Heart Catholic Secondary School	Burgess	1 x sand AGP	Not Available	N/A - no grass pitches	PR This site should be protected as playing pitches in the Local Plan. This site is not available for community use but the small-sided AGP is a valuable asset to the school for curriculum use. It is recommended that further work is undertaken to identify whether community use at this education facility can be established.
					E No further enhancement has been identified as being required as part of this study
					PV No further provision has been identified as being required as part of this study
Saint Paul's Sports Ground	North	1 x 3G AGP	Available and secured	N/A - no grass pitches	PR This site should be protected as playing pitches in the Local Plan. This is a high quality 3G facility, funded by LBS and used by Fisher FC and the Milwall FC Foundation. The site is also soon to be used by the England Ladies Lionesses team, ensuring that the pitch will remain as a high profile and maintained facility.
					E No further enhancement has been identified as being required as part of this study
					PV No further provision has been identified as being required as part of this study
St Joseph's R C Primary School	North	2 x sand AGP	Not Available	N/A - no grass pitches	PR This site should be protected as playing pitches in the Local Plan. This site is not available for community use but the two small-sided AGP's are valuable assets to the school for curriculum use. It is recommended that further work is undertaken to identify whether community use at this education facility can be established.
					E No further enhancement has been identified as being required as

Site Name	Sub-area	Pitch supply	Community use on site	Capacity for community use (grass pitches only)	Justification for Protection (PR), Enhancement (E) or Provision (PV)
					part of this study
					PV No further provision has been identified as being required as part of this study
St Thomas The Apostle College	Burgess	1 x sand AGP	Not Available	N/A - no grass pitches	PR This site should be protected as playing pitches in the Local Plan. This site is not available for community use but the small-sided AGP is a valuable asset to the school for curriculum use. It is recommended that further work is undertaken to identify whether community use at this education facility can be established.
					E No further enhancement has been identified as being required as part of this study
					PV No further provision has been identified as being required as part of this study
Southwark Park	North	3 x adult 11v11	Available and secured	+5.5 match equivalents	PR This site should be protected as playing pitches in the Local Plan. Although no pitches were marked out at the time of assessment, further research has indicated that there are 3 adult pitches marked out for use by the community. There has not been significant use identified as part of this study and if booking information for the site indicates that these pitches are not well used, it is recommended that the number of pitches is reduced, to make efficiencies in the maintenance costs for the borough.
					E No further enhancement has been identified as being required as part of this study
					PV No further provision has been identified as being required as part of this study
Tabard Gardens	North	2 x sand AGP	Available and secured	N/A - no grass pitches	PR This site should be protected as playing fields in the Local Plan. The site has 2 sand-based small sided AGP's and is well used by the community and for corporate and informal hires. Due to its location, near to residential and high profile areas of work, there is the opportunity to increase the revenue from this site, as well as encouraging community use during off-peak periods.

Site Name	Sub-area	Pitch supply	Community use on site	Capacity for community use (grass pitches only)	Justification for Protection (PR), Enhancement (E) or Provision (PV)	
					E	To continue to increase the off-peak use at the site, as well as making the most of peak hires, a refurbishment of the two pitches is required, with a recommendation to convert both pitches to 3G surfaces.
					PV	No further provision has been identified as being required as part of this study
The City of London Academy	North	1 x sand AGP	Available and unsecured	N/A - no grass pitches	PR	This site should be protected as playing fields in the Local Plan. This is a good quality AGP, which is available to the community during evenings and weekends. The school is new and has good quality facilities throughout, as well as being supportive of community use at times when the facilities are not being used by the school. It is recommended that this arrangement is formalised, through a community use agreement with the school, as this will provide clubs and uses with long term security of tenure.
					E	If the above community use agreement is possible, it is recommended that this pitch is resurfaced as a 3G pitch. This is dependent on the confirmation from England Hockey that this pitch is not required for ongoing hockey usage.
					PV	No further provision has been identified as being required as part of this study
The Griffin Sports Ground	South	1 x adult 11v11 2 x youth 11v11 1 x mini 7v7v	Not Available	+13 match equivalents	PR	This site should be protected as playing fields in the Local Plan. This is a good quality site that is owned by Kings College, however the current clubhouse is out-dated and in need of being refurbished. Dulwich Village Youth have identified an aspiration to move the majority of their usage to the site, however if this move is completed then the club should look to establish a formal community use agreement with the University to provide long term security of tenure.
					E	No further enhancement has been identified as being required as part of this study
					PV	No further provision has been identified as being required as part of this study

Site Name	Sub-area	Pitch supply	Community use on site	Capacity for community use (grass pitches only)	Justification for Protection (PR), Enhancement (E) or Provision (PV)	
						of this study
The Marlborough Sports Garden	North	1 x sand AGP	Available and secured	N/A - no grass pitches	PR	This site should be protected as playing fields in the Local Plan. This site has a small sided sand-based AGP, which is focussed on community use, rather than formal affiliated football.
					E	The current pitch is a semi-temporary structure and it is recommended that this is upgraded to a permanent facility, to allow long term security and the ability to apply for grants and funding. The sports garden management have an aspiration to broaden the offer of sports at the facility, which will be beneficial given the location in the north of the borough and the high population projections.
					PV	No further provision has been identified as being required as part of this study

DRAFT

3.10 Football Summary

- 3.10.1 This section summarises the findings from the football analysis, which will form the basis of the recommendation and action plan section for LBS.
- 3.10.2 Table 3.11 includes the response to 5 key questions, which are asked for all PPS studies across the UK, in order to provide a standardised illustration of supply and demand for sports provision.

Table 3.11 – Key PPS findings for football in Southwark

Key Question	Analysis
What are the main characteristics of the current supply and demand for provision?	The quality of football provision across the local authority is good and appears to have stayed at a consistent level over the past years. The level of demand has also stayed at a relatively consistent level, with major clubs continuing to grow, offset by the contraction of demand for smaller affiliated adult's teams.
Is there enough accessible and secured community use provision to meet current demand	The data currently illustrates that there is currently a small surplus for grass pitches across the Local Authority, however this does not correlate with the feedback of clubs and users, who have communicated that they are not able to access pitches, both in terms of quantity and adequate quality. There is a deficit of 3G AGP provision in the area, with a requirement to increase provision, especially in the South sub-area.
Is the provision that is accessible of sufficient quality and appropriately maintained?	While several clubs have identified issues with drainage and maintenance, the overall quality of facilities and the robustness of maintenance regimes is good. There are a small number of sites, such as the Southwark Sports Ground and Pynners Recreation Ground, which require significant improvement.
What are the main characteristics of the future supply and demand for provision	With a significant projected growth in population, particularly children, during the lifetime of the study, the requirement for youth and mini pitches is likely to increase. The existing arrangement of large council owned and operated facilities is unlikely to meet the need of local residents. The population growth in the Burgess Park and North sub-areas will cause an increase in the demand for football in the northern areas of the Borough. This is contrasted with the South sub-area, which likely to see a growth in demand that is driven by the conversion of latent demand to active participants.
Is there enough accessible and secured community use provision to meet future demand	If population grows as expected and Team Generation Rates are used to predict team numbers, supply and demand is projected to balance by 2031. In practice, this will create a shortage of facilities at peak times and will also lead to the deterioration of grass pitches, if nothing is done to improve football provision across the study area.

4 CRICKET ANALYSIS

4.1 Introduction and Strategic Context

4.1.1 In order to understand the overall objectives and priorities of the ECB, an analysis of key recent strategies and documentation has been undertaken and summarised below.

CRICKET UNLEASHED (2016)

4.1.2 The ECB published its new strategic plan in 2015. One of the core aims of the strategy is to create more players, more teams and inspired fans guided by good governance and strong financial operations. The goal of Cricket unleashed is to make the game more accessible and inspire the next generation of players, coaches, officials and volunteers.

4.1.3 The ECB are looking to work with London Borough's to develop fit-for-purpose facility and participation plans that will engage with local residents and ensure residents are provided with the right facilities to help them play the game.

4.1.4 It is key that this Playing Pitch Strategy recognises the opportunity made available by Cricket Unleashed and provides a framework that allows stakeholders to work together and deliver against the key objectives of 'more play', 'great teams' and 'inspired fans'. It's also vital that any facility development for cricket takes the objectives of the strategy into consideration, namely the growth of entry level cricket, women and girls' cricket, T20 and engagement of previously hard-to-reach demographics groups.

GROUND TO PLAY – ENGLAND AND WALES CRICKET BOARD STRATEGIC PLAN (2010 – 2013)

4.1.5 The ECB published its strategic plan in 2010. One of the core aims of the strategy is to enhance facilities, environments and participation. The ECB is prioritising the expansion of indoor cricket facilities, better use of school facilities and establishing better school-club links in order to position cricket at the heart of the community. This strategy was followed by the National Club Strategy (2012).

NATIONAL CLUB STRATEGY (2012)

4.1.6 The ECB's National Club Strategy was developed from its Strategic Plan. It focuses on promoting the sustainability of clubs and their facilities. The ECB aims to develop accessible, high quality and innovative facilities which inspire the nation to choose cricket, and create a culture of sustainable development which will leave a legacy for generations to come.

4.2 Consultation Overview

KEY CLUBS

- 4.2.1 There are 12 cricket clubs that were identified by the ECB as playing in the area; 7 of these clubs responded to 4 global requests for information. The 5 non-responding cricket clubs, with reasons for not responding, are shown in Technical Appendix B – Cricket Analysis. The data gathered from this consultation has been used to help inform the remainder of this assessment. The clubs with the largest number of teams in Southwark are Dulwich CC (26 teams), Streatham & Marlborough CC (16 teams) and Alleyn CC (11 teams). There are an additional 8 teams across 4 clubs that comprise the 61 teams, in total, identified as playing in Southwark.
- 4.2.2 Dulwich CC is a major club in Southwark. It has a current total of 25 teams; with one women, 10 men and 15 junior teams. The Club is continually expanding and it has reached its maximum capacity (currently has a waiting list for members to join). Streatham & Marlborough CC is also a major club in Southwark; it has 10 men, 1 women and 5 junior teams. The Club aspires to keep expanding its junior section in the coming years, but it is unable to accommodate all teams at its home ground (where two pitches are located).
- 4.2.3 Further information on the other key clubs in the area can be seen in Technical Appendix B – Cricket Analysis.

PROGRAMMES, INITIATIVES AND FUNDING OPPORTUNITIES

- 4.2.4 The ECB is looking to provide appropriate provision and club support to clubs that attract a wide demographic of participants. This includes teams that consist of BME players, which tend to play informally on public parks and as such is in line with cross-sport trends that suggest players are looking for informal, flexible participation opportunities rather than regular, time consuming match play.

4.3 Supply

QUANTITY OVERVIEW

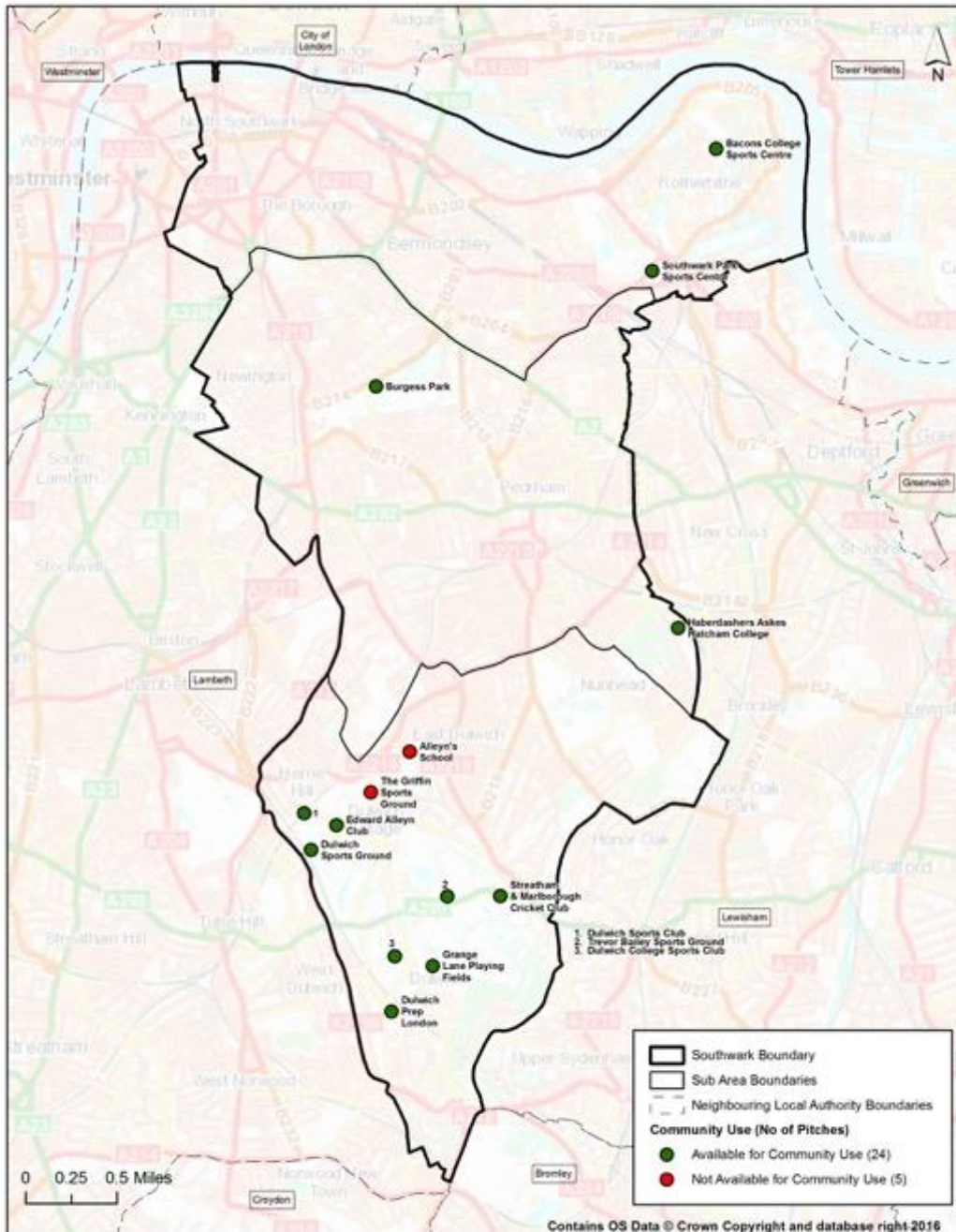
- 4.3.1 Table 3.1 below presents the data collected on cricket pitch supply in Southwark. Technical Appendix B – Cricket Analysis presents a detailed audit of all pitches across the study area including carrying capacity and supply and demand balance. Map 4.1 overleaf also shows the supply of cricket pitches across the study area.

Table 4.1 – Supply of cricket pitches in Southwark

Local Authority sub-area	Grass wickets	Artificial wickets
Sub-area: North	0	2
Sub-area: Burgess Park	6	3
Sub-area: South	161	7
Total Cricket Wickets	167	12

4.3.2 Map 4.1 illustrates that there are only two cricket sites in Southwark South Sub Area and two cricket sites in Burgess Park Sub Area. The majority (10 sites) of the cricket sites are located in the South Southwark Sub Area and therefore so are the majority of wickets in the borough – equating to a 94% share. There are no grass wickets (and only two artificial wickets) located in the South North Sub Area.

Map 4.1 – Cricket Sites in Southwark



Cricket pitch sites by community use availability in Southwark

TENURE AND MANAGEMENT

4.3.3 Table 4.2 illustrates that ownership of cricket sites is dominated by private owners, which means that individual clubs have a higher responsibility in the maintenance and management of facilities.

Table 4.2 – Ownership breakdown for Cricket in Southwark

Pitch ownership	Ownership	Management
Education	3	15
Private	21	0
Local Authority	5	2
Club	0	7
Sports Centre	0	5

4.3.4 Table 4.2 illustrates that ownership of cricket sites is dominated by private owners, which may lead to a restricted level of accessibility (particularly the affordability and maintenance) for teams and clubs in the area. The Local Authority owned pitches are more likely to have greater accessibility.

4.3.5 Table 4.3 provides a breakdown of the cricket sites in Southwark, the majority of which have secured community use.

Table 4.3 – Cricket Site Breakdown of Security of Community Use

Playing Pitch Sites	Sub Area	Community Use on Site	Secured Community Use	Ownership
Alleyn's School	South	Not Available	Unsecured	Education
Bacons College Sports Centre	North	Available	Unsecured	Council
Burgess Park	Burgess	Available	Secured	Council
Dulwich College Sports Club	South	Available	Unsecured	Private
Dulwich Prep London	South	Available	Unsecured	Private
Dulwich Sports Club	South	Available	Secured	Private
Dulwich Sports Ground	South	Available	Secured	Private
Edward Alleyn Club	South	Available	Unsecured	Private
Grange Lane Playing Fields	South	Available	Unsecured	Private
Haberdashers Askes Hatcham College	Burgess	Available	Unsecured	Local Authority
Southwark Park Sports Centre	North	Available	Secured	Council
Streatham & Marlborough Cricket Club	South	Available	Secured	Private
The Griffin Sports Ground	South	Not Available	Unsecured	Private
Trevor Bailey Sports Ground	South	Available	Unsecured	Private

QUALITY ASSESSMENT

4.3.6 Each site (where access was possible) was visited and assessed by the 4 global research team (in June 2016) using a non-technical assessment framework provided by the ECB. The assessment considers the quality of playing surface, the quality of changing rooms and the score of their maintenance regime when compared to ECB recommendations. In addition to the site visits, the club consultation was used to validate the quality ratings. Each site is rated as GOOD, STANDARD or POOR.

4.3.7 Table 4.4 summarises the quality assessment results. Full details of the subsequent carrying capacity allocations of each site by pitch type can be found in Technical Appendix B – Cricket Analysis. Given the ratings, the overall standard of pitches across Southwark is adequate, with 93% of open and working pitches scoring standard or better.

Table 4.4 – Summary of cricket pitch scoring in Southwark

Rating	Good	Standard	Poor
Number of pitches	16	11	2

4.3.8 The top three scoring sites (not including education facilities) are summarised below;

- Dulwich College Sports Club:** This is a very impressive site that has four cricket pitches that are very well utilised by the pupils of the College. The first team pitch is the best quality pitch in the area and was used by the Sri Lanka cricket team in 2015. The pavilion is very large and scored top marks in the non-technical site assessment. The Club has 19 practice nets in total, all of which are good quality. The overall scores for the four pitches ranged from 90% to 96%; the pavilion and quality of grass wickets scored full marks. The outfield and non-turf practice areas vary in quality from 93% to 100% and 67% to 83% respectively.
- Alleyn's School:** This is a fee-paying school with excellent cricket facilities. The three cricket pitches are well maintained and can cater appropriately for all age groups at the School. The practice nets are in an excellent condition and the 15-year-old pavilion is very impressive and scored top marks. Two of the pitches received overall scores of 94%, whereas the pitch with an artificial wicket (71% quality score) gained an overall score of 80%.
- Trevor Bailey Sports Ground:** This two-pitch site is of excellent quality and is very well utilised by Dulwich College. The outfield, grass wickets and ancillary facilities all scored 100% quality scores in the non-technical site assessment.

4.4 Demand

CLUB AND TEAM PROFILE

4.4.1 Through the demand consultations with clubs, 12 clubs have been identified as playing in Southwark. Survey responses were received by 7 clubs and are shown in Table 4.5 overleaf, with details on the team profiles where it was possible to contact them. The additional 5 clubs are included in Technical Appendix B – Cricket Analysis as these were not contactable as part of the demand consultation process.

Table 4.5 – Cricket club profiles for responding clubs. Source: PPS club consultations

Club	Sub Area	No. of competitive teams				Total
		Senior men	Senior women	Boys	Girls	

Alleyn CC	South	3	0	8	0	11
Dulwich CC	South	10	1	13	2	26
Streatham & Marlborough CC	South	10	1	5	0	16
South Bank CC	South	2	0	0	0	2
Boca CC	South	2	0	0	0	2
Southwark Park CC	North	1	0	0	0	1
Burgess Park CC	Burgess Park	1	0	3	0	4
West Indies United CC	Burgess Park	1	0	0	0	1
Total		28	2	31	2	61

4.4.2 To further understand the demand for cricket in the study area, the following detailed consultations provide further clarity on the priorities and issues of key clubs in the study area.

Table 4.6 – Major club cricket consultations in Southwark

Club	Consultation Summary
Dulwich CC	<p>The Club has a current total of 25 teams; one ladies, 10 men's and 15 junior sides. The Club has reached its maximum capacity and currently has a waiting list for new members to join.</p> <p>The Club uses four different locations for matches; Dulwich Sports Ground, Dulwich Sports Club, Grange Lane Playing Fields and The Griffin Sports Ground. During consultation with the Club, it was noted that the pitch at Dulwich Sports Club (Burbage Road) has poor drainage and causes many cancellations throughout the season – also limiting rental income from other teams.</p>
Streatham & Marlborough CC	<p>The Club has been consistently growing since 2003 when Streatham CC and Marlborough CC merged. Due to proactive member recruitment targeted at the influx of potential members from the appropriate demographics in the borough. The Club is unable to accommodate all teams at its home ground (where there are 2 pitches) and currently two of its teams travel to Mayow Park (Sydenham) and The Bridge Leisure Centre (Catford) in order to find pitches with spare capacity for matches. A team also plays away fixtures only due to no capacity at the Club's home ground. Training sessions are held at the home ground.</p> <p>The Club has 18 years remaining on the lease of the ground and responsibilities for which include management and maintenance of the site.</p> <p>The Club rates the quality of its pitches as standard, with an undersized and uneven outfield. It would like to improve the training facilities at the site – the current non-turf nets are 13 years old and no longer safe to use.</p> <p>The condition of the pavilion was described as 'unacceptable' and the Club stated it needs upgrading to be fit-for-purpose.</p>
Alleyn CC	<p>There are three senior teams and eight junior teams at the Club; there are no immediate plans to increase the number of teams. All teams play matches and hold training sessions at Edward Alleyn Club. The facilities are rated as having a good pitch quality, however due to clay material underneath the wicket, the wicket is deteriorating.</p>

CURRENT, FUTURE AND LATENT DEMAND

- 4.4.3 In order to calculate the future demand for cricket in the study area, a Team Generation Rate¹³ has been calculated using the current number of teams and the current population. This measure allows us to calculate what size of population (for various age groups) will typically cause enough demand for a cricket team.
- 4.4.4 This TGR can now be applied to the population projections for the study area to confirm how population growth or reduction will affect the demand for teams in each of the key age groups.
- 4.4.5 The impact of population projections on the need for cricket provision has been divided into the three identified sub areas and are displayed as such below.

Table 4.7: Southwark North Sub Area - Impact of population projections on the need for cricket provision (Team Generation Rates)

Age group	Current popn. Within age group	Current no. of teams	TGR	Future (2031) population within age group	Predicted future number of teams	Additional teams required for increased popn.
Adult (18-55) – males only	40,062	1	0.02	50,558	1.3	0.3

- 4.4.6 Southwark Park CC are the only team based in the Southwark North Sub Area. TGRs allocate demand for an additional 0.3 teams by 2031 in this area.
- 4.4.7 When comparing the three identified sub areas, Southwark North Sub Area has the highest projected population increase (31.3% - total 146,792 residents) by 2031. This relatively high projected population increase is expected to produce a total 106,022 active population (6-55 years old) for cricket in Southwark North Sub Area. It is therefore assumed that a greater number of additional teams will be required by 2031, despite the low number of current teams upon which the TGR calculations were generated.

Table 4.8: Burgess Park Sub Area - Impact of population projections on the need for cricket provision (Team Generation Rates)

Age group	Current popn. Within age group	Current no. of teams	TGR	Future (2031) population within age group	Predicted future number of teams	Additional teams required for increased popn.
Adult (18-55) – males only	45,190	2	0.04	53,343	2.4	0.4
Youth (11-17) – boys only	5,391	3	0.6	6,965	3.9	0.9

- 4.4.8 There are 5 teams (2 adult male and 3 youth boys) based in the Burgess Park Sub Area. The population in this area is projected to increase 25% to 182,558, a total of 118,141 active population for cricket by 2031.

¹³ The Team Generation Rate calculation uses the current number of teams and the current population to calculate a proxy measure of the number of total residents per relevant sports team. This measure is therefore applied to the projected population (depending on the length of the strategy) to predict how many additional teams will be required in order to satisfy the demand from the 'new' population.

- 4.4.9 The TGR calculations identify that almost 1 additional youth boys (aged 11-17 years old) team will be required by 2031. It is also predicted that an additional 0.4 men's (aged 18-55 years old) team will be required across the same time period.
- 4.4.10 There are 5 clubs based in Southwark South Sub Area totalling 57 teams. All four of the age groups for cricket are represented in this area, which comprise the following teams; 27 men, 2 females, 26 boys and 2 girls. Table 4.9 displayed the TGRs for cricket in Southwark South Sub Area.

Table 4.9: Southwark South Sub Area - Impact of population projections on the need for cricket provision (Team Generation Rates) –

Age group	Current popn. Within age group	Current no. of teams	TGR	Future (2031) population within age group	Predicted future number of teams	Additional teams required for increased popn.
Adult (18-55) – males only	15,053	27	1.8	14,486	26.0	-1.0
Adult (18-55) – females only	15,439	2	0.0	14,036	1.8	-0.2
Youth (11-17) – boys only	1,932	26	13.5	2,253	30.3	4.3
Youth (11-17) – girls only	1,717	2	0.0	1,889	2.2	0.2

- 4.4.11 Table 4.9 illustrates that in Southwark South Sub Area, youth boy's teams are expected to increase the most by 4.3 additional teams. There is also a small increase of 0.2 youth girl team predicted by 2031. However, projected population rates show a decrease in population of 2.6%; reducing from 52,722 and 51,368 residents. Therefore, the number of teams by 2031 is calculated to decrease; by 1 men's team and 0.2 female team.
- 4.4.12 In summary, using TGR calculations to make a high level analysis, Southwark South Sub Area has the greatest number of teams based in any of the sub areas, yet the population is projected to decrease in this area by 2031. This suggests that there is over-provision for cricket in this area of Southwark.
- 4.4.13 The detailed analysis of Team Generation Rates can be seen in Technical Appendix J - PPS TGR Calculations.
- 4.4.14 It is important to note that these calculations also assume that clubs, the Council and the ECB do not improve their marketing or participation schemes over the period and are therefore no more successful than they are now in attracting new players to participate in cricket in Southwark. In reality, it is expected that there will be improved channels of digital communication and improved maintenance technology, as well as higher quality ancillary provision. The output of this will be a higher quality and an improved ability to generate demand and convert it into participation.

4.5 Capacity Analysis for Cricket in Southwark

- 4.5.1 Using the supply of the cricket sites and the current level of demand, the overall capacity of each of the sites has been calculated. 4 of the 8 cricket sites have been identified as having spare capacity for their grass wickets, namely Dulwich Sports Ground, Dulwich Sports Club, Grange Lane Playing Fields and The Griffin Sports Ground.
- 4.5.2 Table 4.10 shows the total supply and demand balance for cricket pitches in Southwark, taking into consideration the use of artificial pitches for matches, which occurs in Southwark. Table 4.10 also shows the balance when it is assumed that non-turf pitches are not used for matches at any age groups. It is likely that in reality, a small number of clubs such as those with larger junior sections, will use the non-turf pitches for a small proportion of their matches.

Table 4.10 – Overall Cricket balance figures for Southwark – grass pitches only

Not Including Non-Turf Pitches in Analysis		
Supply and demand figures (matches)	Demand 270	Supply 485
Overall balance (matches)		+215
Pitch balance figure (no. of grass or artificial wickets)		5.4 grass wickets or 3.6 artificial wickets

4.6 Capacity Analysis

- 4.6.1 The following section contains the summary capacity analysis for cricket in Southwark, as well as for a number of relevant summaries, as requested by the ECB and the Sport England 2013 Playing Pitch Guidance. The scenario testing has divided into the three sub areas and are displayed below accordingly.

Table 4.11: Southwark North Sub Area - Summary capacity analysis and scenarios for cricket

Scenario Name	Notes	Capacity – grass pitches	Capacity – non turf pitches	Community use demand (matches + training in match equivalents)		Balance (Supply minus demand)
				Adult	Junior	
1. All secured sites; grass wickets only	This includes all secured sites as identified in Table 4.2 and measures capacity using 5 matches per grass wicket per season	0	N/A	5	0	N/A – no grass wickets in area
2. All secured sites; grass wickets FUTURE analysis	As above, but including the projected growth in demand, as per Table 4.7	0	N/A	6.5	0	N/A – no grass wickets in area
3. All secured site; grass and	As above, but including non-turf pitches, with an assumed capacity of	0	120	6.5	0	113.5 match equivalents per season

non-turf pitches	60 matches per season					under-capacity
4. All cricket sites	Includes all cricket sites – grass and non-turf wickets	0	120	6.5	0	113.5 match equivalents per season under-capacity

Table 4.12: Burgess Park Sub Area - Summary capacity analysis and scenarios for cricket

Scenario Name	Notes	Capacity – grass pitches	Capacity – non turf pitches	Community use demand (matches + training in match equivalents)		Balance (Supply minus demand)
				Adult	Junior	
1. All secured sites; grass wickets only	This includes all secured sites as identified in Table 4.2 and measures capacity using 5 matches per grass wicket per season	30	N/A	10	15	5 match equivalents per season under-capacity
2. All secured sites; grass wickets FUTURE analysis	As above, but including the projected growth in demand, as per Table 4.8	30	N/A	12	19.5	1.5 match equivalents per season over-capacity
3. All secured site; grass and non-turf pitches	As above, but including non-turf pitches, with an assumed capacity of 60 matches per season	30	0	12	19.5	1.5 match equivalents per season over-capacity
4. All cricket sites	Includes all cricket sites – grass and non-turf wickets	30	180	12	19.5	178.5 match equivalents per season under-capacity

Table 4.13: Southwark South Sub Area - Summary capacity analysis and scenarios for cricket

Scenario Name	Notes	Capacity – grass pitches	Capacity – non turf pitches	Community use demand (matches + training in match equivalents)		Balance (Supply minus demand)
				Adult	Junior	
1. All secured sites; grass wickets only	This includes all secured sites as identified in Table 4.2 and measures capacity using 5 matches per grass wicket per season	280	N/A	125	140	15 match equivalents per season under-capacity

2. All secured sites; grass wickets FUTURE analysis	As above, but including the projected growth in demand, as per Table 4.9	280	N/A	119	162.5	1.5 match equivalents per season over-capacity
3. All secured site; grass and non-turf pitches	As above, but including non-turf pitches, with an assumed capacity of 60 matches per season	280	240	119	162.5	238.5 match equivalents per season under-capacity
4. All cricket sites	Includes all cricket sites – grass and non-turf wickets	805	420	119	162.5	943.5 match equivalents per season under-capacity

- 4.6.2 Tables 4.11 to 4.13 identify that when all cricket supply is taken into consideration (Scenario 4), there is a significant surplus of cricket facilities in all sub areas of Southwark. It is important to note, however, that this is not a realistic assessment of facility availability, as this includes sites with unsecured access, which provide a significant amount of capacity which is not currently secured or available for community use. In particular, this relates to independent school sites, which represent a huge amount of supply for cricket in Southwark, especially in the south sub-area.
- 4.6.3 Scenario 3 illustrates that there is a surplus of cricket facilities in North and South sub areas, however there is a deficit of cricket facilities in the Burgess Park sub area (1.5 match equivalents per season). This assumes that artificial pitches are used across the study area for competitive matches at all age groups. In practice, both players and administrators look to play on grass pitches wherever possible, especially in competitive adult leagues. Non-turf pitches are most appropriate for match play for junior cricketers, who benefit from consistency of bounce and the greater assurance that games will not be cancelled due to poor weather.
- 4.6.4 Scenarios 1 and 2 provide the most realistic view of cricket facility provision in Southwark, with the calculations showing a current surplus for grass pitches in Burgess Park sub-area (5 match equivalents per season) and South sub-area (15 match equivalents per season). When projected growth in demand is accounted for, there is a deficit of grass pitches by 2031 in these areas; both Burgess Park and South sub areas are 1.5 match equivalents per season over-capacity. There are no grass wickets in South North Sub Area and therefore analysis could not be completed for scenarios 1 and 2.
- 4.6.5 This analysis accounts for the current supply and demand data and the projected change in demand during the lifetime of the project. This capacity analysis is shown in more detail within Table 4.14, which shows the balance for cricket provision at each individual site. This is likely to show that while the overall balance analysis shows a surplus for Southwark, a number of sites currently have a deficit of cricket supply and need further provision to meet the need of their members and prospective players.

- 4.6.6 It is also important to note that following consultations with clubs across the study area, users are finding it increasingly difficult to secure matchplay facilities in the study area. This identifies a geographical issue that while cricket is well supplied in the South sub-area, further capacity is still required in this area and in the North and Burgess Park sub-areas.
- 4.6.7 Notwithstanding this capacity calculation, the demand consultations and further consultation with the Council and the ECB have illustrated a number of key priorities for cricket in the study area, which will be addressed in the site-by-site analysis and action plan.

DRAFT

4.7 Strategic sites for Protection, Enhancement and Provision

4.7.1 Based on the evidence collated in the PPS for cricket pitch provision, it can be concluded that there are certain cricket facilities across Southwark that are recorded as high value sites, for a number of reasons.

4.7.2 Table 4.14 provides a justification for how each of the cricket sites should be Protected, Enhanced or Provided for.

Table 4.14 – Strategic cricket sites for protection and enhancement

Site Name	Sub Area	No. Of Pitches (Squares)	Community Use category	Non-technical Assessment Rating	Capacity for community use	Justification for Protection (PR), Enhancement (E) or Provision (PV)	
Alleyn's School	South	3	Unsecured	Good	This site is currently under capacity for grass wickets	PR	This site should be protected as playing fields in the Local Plan. The three cricket pitches are well maintained and can cater appropriately for all ages at the school.
						E	No further enhancement has been identified as part of this study. It is a fee-paying school with excellent cricket facilities. Securing longer term community use of this site is recommended.
						PV	No further required provision has been identified as part of the study. The nets are in a fantastic condition and the 15-year-old pavilion is very impressive and scored top marks during the site assessment.
Bacons College Sports Centre	North	1	Unsecured	Good	This site is currently under capacity for grass wickets	PR	This site should be protected as playing fields in the Local Plan. The Centre has a non-turf cricket wicket that is used by Last Man Stands during the summer.
						E	The assessment revealed that the non-turf cricket wicket will require refurbishing in time for next season (2017). This is high priority, due to the ECB's ambitions to make facilities available for casual cricket and non-'formal provision'
						PV	No further required provision has been identified as part of the study.
Burgess Park	Burgess Park	1	Secured	Standard	This site is currently over capacity for grass wickets	PR	This site should be protected as playing fields in the Local Plan. Teams of Burgess Park CC (adult and junior) and West Indies United CC (adult only) use this site.
						E	No further enhancement has been identified as part of this study. The cricket club's pitches are securely fenced off and inaccessible to the general public. A total of 38 games a year have been recorded on this site,

Site Name	Sub Area	No. Of Pitches (Squares)	Community Use category	Non-technical Assessment Rating	Capacity for community use	Justification for Protection (PR), Enhancement (E) or Provision (PV)
						<p>which has a grass wicket capacity of 30 games per season. The majority of future junior usage should be accommodated on non-turf wickets.</p> <p>PV West Indies United CC play majority of their matches (and train) outside the Southwark borough as they are a wandering team. The Club only use Burgess Park on 6-8 occasions a year to play cricket, however are looking to introduce an additional men's team in the near future. Additional provision is required at this site to meet current and future demand, which should be provided through the creation of additional wickets on the square. This provision should be sought as part of the planned multi-sport development plans for the site.</p>
Dulwich College Sports Club	South	4	Unsecured	Good	This site is currently under capacity for grass wickets	<p>PR This site should be protected as playing fields in the Local Plan. A very impressive site, that has four cricket squares that are very well utilised by the College's pupils. Securing longer term community use of this site is recommended.</p> <p>E No further enhancement has been identified as part of this study. The first team pitch is the best quality pitch in the area and was used by the Sri Lanka cricket team in 2015. The pavilion is very large and scored top assessment marks; the nets are also of good quality.</p> <p>PV No further required provision has been identified as part of the study. It is a fee-paying school with excellent cricket facilities.</p>
Dulwich Prep London	South	2	Unsecured	Good	This site is currently under capacity for grass wickets	<p>PR This site should be protected as playing fields in the Local Plan – it is the home of cricket for the prep school.</p> <p>E There is some slight damage on the pitch outfield because of the rugby play during the winter months.</p> <p>PV No further required provision has been identified as part of the study.</p>
Dulwich Sports Club	South	1	Secured	Good	This site is currently under capacity for grass wickets	<p>PR This site should be protected as playing fields in the Local Plan. Supply currently caters for the demand at this site from Dulwich CC.</p> <p>E The Club has identified poor drainage at the site, which affects the Club's fixture schedule and limits the pitch's rental potential. Improvement to the drainage of pitches at this site is recommended.</p> <p>PV The Club, which uses 4 different locations in Southwark, is continually expanding. Improvement to the drainage of the cricket pitch at Dulwich</p>

Site Name	Sub Area	No. Of Pitches (Squares)	Community Use category	Non-technical Assessment Rating	Capacity for community use	Justification for Protection (PR), Enhancement (E) or Provision (PV)	
							Sports Club would aid future team development, particularly junior age groups.
Dulwich Sports Ground	South	4	Secured	2 x Good 2 x Standard	This site is currently under capacity for grass wickets	PR	This site should be protected as playing fields in the Local Plan. It is the largest site in the borough for cricket. The pitches are used by Dulwich CC (junior and senior teams) and South Bank CC (senior only). The Trust that run the site are concerned that in 2017 it will not be able to afford the rent for the site; thus, will also be unable to maintain the pitches to an appropriate standard.
						E	No further enhancement for cricket facilities has been identified as part of this study.
						PV	It is key to maintain facilities at this site to allow for both cricket clubs to retain existing members and continue to grow in the future.
Edward Alleyn Club	South	1	Unsecured	Good	This site is currently over capacity for grass wickets	PR	This site should be protected as playing fields in the Local Plan. It is the home ground of Alleyn CC, which has both senior and junior teams playing at the site.
						E	The cricket pitch is well maintained but the outfield is slightly uneven as a result of football that is played during the winter. The priority for the site is to install a drainage system, however a long term community use agreement will be required at the site before the club or local authority can apply for capital grants or maintenance funding.
						PV	The site is currently over capacity for grass wickets. Installation of a non-turf wicket at this site would help to address this issue.
Grange Lane Playing Fields	South	3	Unsecured	Standard	This site is currently under capacity for grass wickets	PR	This site should be protected as playing fields in the Local Plan. Dulwich CC uses pitches at this site for its junior (boys and girls) junior teams.
						E	No further enhancement for cricket facilities has been identified as part of this study.
						PV	No further required provision has been identified as part of the study.
Haberdashers Askes Hatcham College	Park	2	Unsecured	Poor	This site is currently under capacity for	PR	This site should be protected as playing fields in the Local Plan. However, there is no community use of the pitches.
						E	The site is rarely used for cricket because of the poor quality non-turf wicket and lack of demand for cricket from the school.

Site Name	Sub Area	No. Of Pitches (Squares)	Community Use category	Non-technical Assessment Rating	Capacity for community use	Justification for Protection (PR), Enhancement (E) or Provision (PV)	
					grass wickets	PV	No further required provision has been identified as part of the study.
Southwark Park Sports Centre	North	1	Secured	Standard	This site is currently over capacity for grass wickets	PR	This site should be protected as playing fields in the Local Plan. Southwark Park CC has one men's team playing at this site.
						E	The non-turf cricket wicket on the site was mostly underwater at the time of the site assessment, however this was during a period of extremely heavy rainfall. Improvement to this wicket is required and further use by informal groups and casual cricket should be sought.
						PV	There is no grass wicket at this site and if one was to be installed, cricket could be more appropriately accommodated.
Streatham & Marlborough Cricket Club	South	2	Secured	Standard	This site is currently over capacity for grass wickets	PR	This site should be protected as playing fields in the Local Plan. It is the home ground of Streatham & Marlborough CC - a high performing club with two well maintained squares. The Club has a thriving junior and senior section and is considered one of the largest in the area; with a capacity to accommodate 95 games per season, the site is currently over capacity by 10 games per season. The major issue facing Streatham and Marlborough CC is that the site is owned by the estates and leased to the Club. Presently the cost of the lease per year is £20k, which hinders the Club's ability to invest in facility and pitch improvements.
						E	The Club's 5th & 6th XI travel to Mayow Park (Sydenham) and The Bridge Leisure Centre (Catford) to find pitches for matches. The 7th XI have away fixtures only. The Club's home ground accommodates 22 junior games a season and installation of a non-turf wicket would help increase capacity.
						PV	Ideally, the club would be able to secure long term tenure at its current site, while negotiating a more sustainable lease. If this is not possible, then the club should look to move to a multi-pitch site nearby, however these facilities are scarce.
The Griffin Sports Ground	South	2	Unsecured	Standard	This site is currently under capacity for grass	PR	This site should be protected as playing fields in the Local Plan. Dulwich CC use the site for 25 junior games per season, however it has capacity to accommodate up to 110 games per season.
						E	The current clubhouse is outdated and in need of being refurbished. The site also has one poor quality net facility that needs to be resurfaced.

Site Name	Sub Area	No. Of Pitches (Squares)	Community Use category	Non-technical Assessment Rating	Capacity for community use	Justification for Protection (PR), Enhancement (E) or Provision (PV)	
					wickets	PV	No further required provision has been identified as part of the study.
Trevor Bailey Sports Ground	South	2	Unsecured	Good	This site is currently under capacity for grass wickets	PR	This site should be protected as playing fields in the Local Plan as it is very well utilised by Dulwich College cricket teams. There is potential at this site to accommodate further community use, which should be explored.
						E	A fantastic two-pitch site with excellent ancillary facilities. No further enhancement for cricket facilities has been identified as part of this study.
						PV	No further required provision has been identified as part of the study.

DRAFT

4.8 Cricket Summary

- 4.8.1 This section summarises the findings from the cricket analysis, which will form the basis of the recommendation and action plan section for LBS.
- 4.8.2 Table 4.15 includes the response to 5 key questions, which are asked for all PPS studies across the UK, in order to provide a standardised illustration of supply and demand for sports provision.

Table 4.15 – Key PPS findings for cricket in Southwark

Key Question	Analysis
What are the main characteristics of the current supply and demand for provision?	The quality of cricket provision across the local authority is good, however this is dominated by provision at a small number of major independent schools in the South of the Borough. Due to the large amount of demand for cricket, especially in the South sub-area, a number of major cricket clubs exist, with Dulwich CC, Streatham & Marlborough CC and Alleyn CC in particular having a number of junior and adult teams.
Is there enough accessible and secured community use provision to meet current demand	Due to the lack of security and certainty at a number of the larger sites, there is not adequate accessible and secured provision for cricket. This is demonstrated most clearly in the South sub-area, but also in the Burgess park sub-area, with the heavy utilisation at the Burgess Park facility.
Is the provision that is accessible of sufficient quality and appropriately maintained?	Overall, the provision is of adequate quality, however a handful of sites require urgent improvement, in order to meet the needs of both affiliated and casual demand.
What are the main characteristics of the future supply and demand for provision	The future demand for cricket is projected to increase across the Borough, with the largest growth for youth cricket in the South sub-area. Following consultation with the ECB there is also a significant latent demand for cricket in the north of the borough, however this is unlikely to be for formal, affiliated cricket due to the urban nature of the landscape and the changing trends of those living in highly dense city areas. As a result, this part of the Borough will form a key part of the Cricket Unleashed action plan for LBS, which will be explained further in the recommendations and action plan section of the report.
Is there enough accessible and secured community use provision to meet future demand	If population grows as expected and Team Generation Rates are used to predict team numbers, supply and demand is projected to balance by 2031. In practice, this will create a shortage of facilities at peak times and will also lead to the deterioration of grass pitches, if nothing is done to improve football provision across the study area.

5 Rugby Union

5.1 Introduction and Strategic Context

5.1.1 The Rugby Football Union (RFU) is the national governing body responsible for grassroots and elite rugby in England, with the season operating from September to April.

5.1.2 The RFU published its Facility Strategy (2014) for the next four years¹⁴. The strategy includes the following relevant objectives and priorities relevant to the PPS:

- The core aims of the RFU are to create effective and efficient facilities, management and governance along with community integration
- Facility priorities include improving changing provision, natural turf pitch quality, AGPs and floodlighting for both matches and training. These affect commercial opportunities within community clubs

5.2 Consultation Overview

GENERAL OVERVIEW OF PARTICIPATION

5.2.1 The demand for rugby in the study area is satisfied by four clubs; Southwark Rugby Club (13 teams), King's College Hospital RFC (11 teams), Old Alleynian Rugby Club (22 teams) and London South Bank University Rugby Club (1 team). None of the clubs own the ground that they use as their home ground. All community rugby usage is accommodated on sites that are either privately-owned (15 sites) or local-authority-owned (two sites).

KEY ISSUES

5.2.2 The keys issues that are hindering the development of Rugby in Southwark are the limited availability of privately-owned sites and the lack of quality pitches at local-authority-owned sites. Three sites (from a total of seven rugby sites in Southwark) currently cater for community rugby use and these sites are significantly over-capacity (ranging from five to eight training match equivalents/matches per week). This over-use and poor pitch drainage systems and maintenance procedures is exacerbating the quality of pitches at the sites used for community rugby.

5.3 Supply

QUANTITY OVERVIEW

5.3.1 There are seven sites in Southwark comprising rugby pitches and five of these sites could accommodate community rugby usage; three of these sites are available for community use and currently accommodate community rugby use. The ownership of the seven rugby sites across the study area is shown in Table 5.1.

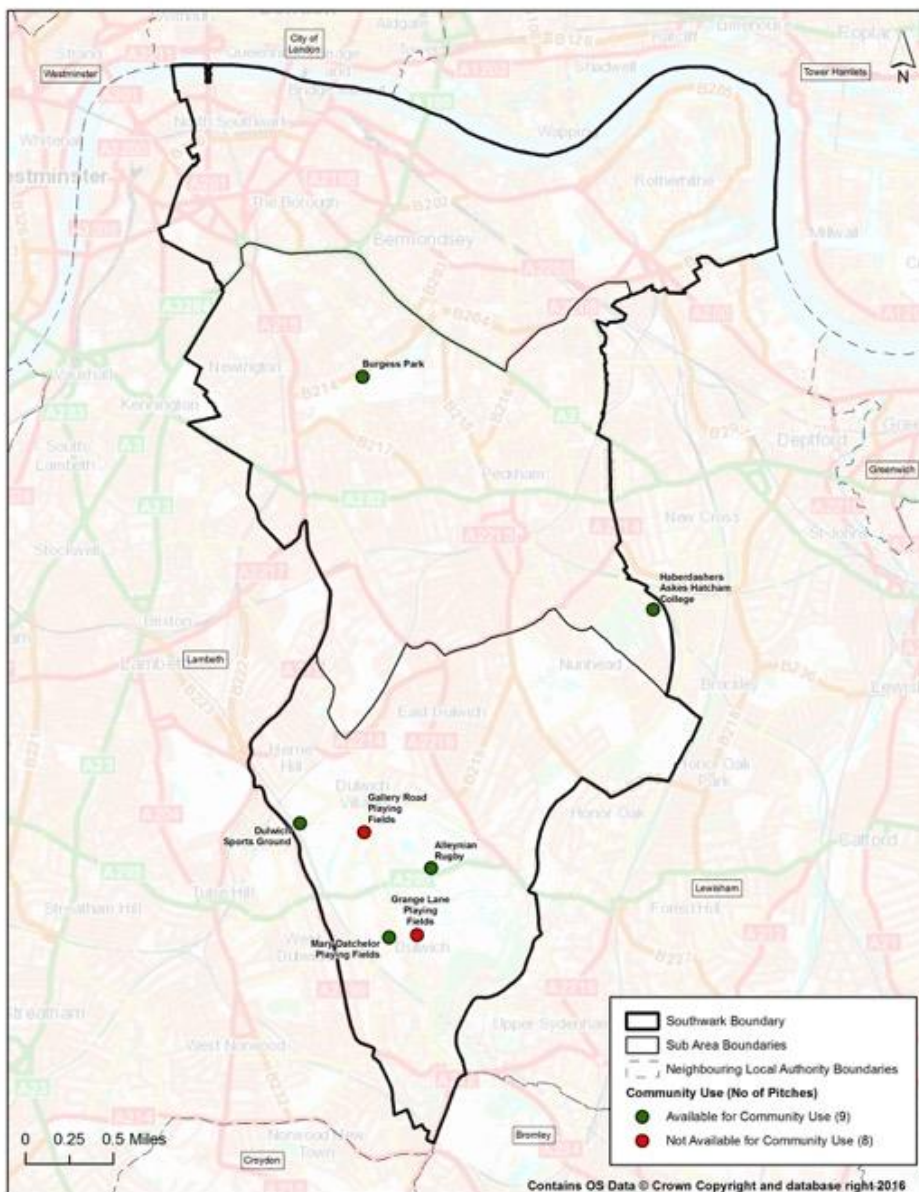
¹⁴ RFU National Facility Strategy (<http://goo.gl/m6kqms>: 2014)

Table 5.1: Ownership of rugby pitches in Southwark

Ownership	Number of pitches	
	Senior	Junior / Minis
Education	0	0
Private	11	4
Club	0	0
Local Authority	2	0

5.3.2 Map 5.1 shows the geographic location of the rugby pitches across the study area and illustrates that the current supply is predominately in the Southwark South Sub Area (five sites) and Burgess Park Sub Area (two sites). There are no rugby sites in Southwark North Sub Area.

Map 5.1 – Rugby pitch audit in Southwark



Rugby Union pitch sites by community use availability in Southwark

- 5.3.3 Table 5.2 provides a breakdown of the rugby sites in Southwark, the majority of which have secured community use.

Table 5.2 – Rugby Site Breakdown of Security of Community Use

Playing Pitch Sites	Sub Area	Community Use on Site	Secured Community Use	Ownership
Alleynian Rugby	South	Available	Secured	Private
Burgess Park	Burgess Park	Available	Secured	Council
Dulwich Sports Ground	South	Available	Secured	Private
Gallery Road Playing Fields	South	Not Available	Unsecured	Private
Grange Lane Playing Fields	South	Not Available	Unsecured	Private
Haberdashers Askes Hatcham College	Burgess Park	Available	Unsecured	Local Authority
Mary Datchelor Playing Fields	South	Available	Unsecured	Private

QUALITY ASSESSMENT

- 5.3.4 Each site was visited and assessed by 4 global using non-technical assessments as determined by the RFU. The methodology for assessing rugby pitch quality analyses two key elements; the maintenance programme and level of drainage.
- 5.3.5 Further detail on this process can be seen in the Technical Appendix C – Rugby Union Analysis.
- 5.3.6 Each pitch is scored and classified in one of three categories. These represent actions required to improve site quality. A breakdown for each of the two scoring elements and three respective categories is provided in the following two tables.

Table 5.3 – Rugby pitch maintenance quality assessment specifications. Source: RFU PPS Guidance

Category	Overall Quality Rating
M0	Action requires significant improvements to the maintenance programme
M1	Action requires minor improvements to the maintenance programme
M2	Action requires no improvements to the maintenance programme

Table 5.4 – Rugby pitch drainage quality assessment specifications. Source: RFU PPS Guidance

Category	Overall Quality Rating
D0	Action on pipe draining system is needed on pitch
D1	Action on silt drainage system is needed on pitch
D2	No action is needed on pitch drainage

- 5.3.7 These scores are then combined to provide a match equivalent capacity, as calculated in Table 5.5 below. Depending on the score of a site, a pitch is assigned a certain carrying capacity which can then be used to calculate the overall capacity of a site.

Table 5.5 – Match equivalent calculation for rugby pitches. Source: Appendices 4a to 4c – Rugby Football Union¹⁵

Drainage	Maintenance		
	Poor (M0)	Standard (M1)	Good (M2)
Natural Inadequate (D0)	0.5	1.5	2
Natural Adequate (D1)	1.5	2	3
Pipe Drained (D2)	1.75	2.5	3.25
Pipe and Slit Drained (D3)	2	3	3.5

- 5.3.8 Table 5.6 summarises the quality assessment results for those sites currently used by the community. Full details of the subsequent carrying capacity allocations of each site by pitch type can be found in Technical Appendix C – Rugby Analysis.

Table 5.6 – Quality summary by pitch type

Drainage	Maintenance		
	Poor (M0)	Standard (M1)	Good (M2)
Natural Inadequate (D0)	2	2	10
Natural Adequate (D1)	2	-	-
Pipe Drained (D2)	-	1	-
Pipe and Slit Drained (D3)	-	-	-

- 5.3.9 Across all rugby pitches in the study area, the pitches at Dulwich Sports Ground (one junior and one senior) were given the poorest assessment score as they were deemed as having inadequate drainage and poor maintenance. Therefore, in theory, the pitch should be only accommodating 0.5 match equivalents each week on each pitch i.e. one home match every other week on each of the two pitches.
- 5.3.10 The only rugby pitches situated in Burgess Park Sub Area are located at Burgess Park and Haberdashers Askes Hatcham College (each site has one senior rugby pitch) and have also been ranked lowly because of poor maintenance and only adequate drainage. The playing capacity at each of these sites is 1.5 match equivalents per week.
- 5.3.11 The best quality pitches in the area are located in Southwark South Sub Area at Dulwich Prep School, as all 10 of the pitches (spread across three sites – Gallery Road Playing Fields (3 senior pitches), Grange Lane Playing Fields (2 senior, 3 junior pitches) and Mary Datchelor Playing Fields (2 senior pitches)) were rated as having good maintenance, but inadequate drainage. This equates to a total carrying capacity of two match equivalents per week on each pitch. The pitch with the greatest playing capacity for rugby (due to its pipe drainage and standard maintenance score) is on the first team senior rugby pitch at Old Alleynian Rugby Club, which can accommodate 2.5 match equivalents of rugby a week.

5.4 Demand

CURRENT DEMAND

- 5.4.1 Through the demand consultations with clubs, 4 clubs have been identified as playing in Southwark. Survey responses were received by 3 clubs and are shown in Table 5.7 below, with details on the team profiles where it was possible to contact them.

¹⁵ Sport England PPS Guidance – RFU Appendices (<http://goo.gl/em3wyj>: 2015)

Table 5.7 – Rugby club profiles for responding clubs. Source: PPS club consultations

Club	Sub Area	No. of competitive teams				Total
		Mens	Ladies	Jnr (U13-17)	Mini (U7-12)	
Southwark Rugby Club	Burgess Park	3	0	4	6	13
London South Bank University Rugby Club	Burgess Park	1	0	0	0	1
King's College Hospital RFC	South	3	0	2	6	11
Old Alleynians Rugby Club	South	7	0	8	7	22
Total		14	0	14	19	47

5.4.2 All four of the rugby clubs in the area were consulted with as part of the demand gathering process, with the consultation providing the following findings.

Table 5.8: Summary of demand consultations from rugby clubs in Southwark

Club	Consultation Summary
King's College Hospital RFC	<p>There are three senior teams and an expanding junior team section – currently with five junior teams. The Club aspires to increase its number of junior teams by double and for a lady's team to be introduced in the next few years.</p> <p>In order to allow any further team growth, the Club believe that major facility improvements are required at its home ground – Dulwich Sports Ground – managed by Southwark Community Sports Trust. The Club is a member of the Trust and has discussed improved clubhouse facilities, further pitch drainage improvement work (some drainage improvement was undertaken in summer of 2016) and ideally an additional (potentially artificial) pitch. The abovementioned pitch and ancillary facility improvements have been identified by the Club as key requirements to aid the retention and growth of rugby players. The quality of facilities and number of cancelled matches due to poor pitch drainage have had an impact on club membership numbers.</p>
Southwark Rugby Club	<p>The Club has a total of 13 teams (3 senior, 10 junior) and has no immediate plans to increase the number of teams at any specific age group. Team growth at the Club is dependent upon future demand for a particular age group.</p> <p>The Club has contacted the RFU regarding a WR2 (rugby compliant) Artificial Grass Pitch at Burgess Park to offer club training match equivalents and some match play on. The Club currently accommodates all 13 of its teams on one senior pitch at Burgess Park, which is poor quality due to heavy over-use and a lack of appropriate maintenance by the site owners.</p> <p>Burgess Park is the preferred location of the Club's home ground; however, it is concerned by the continuing deterioration of pitch quality and therefore is considering alternative home ground locations.</p> <p>The Club has identified a major need for additional pitches and training facilities in the Burgess Park area, as well as improvements in the quality of changing facilities and clubroom, which were also deemed poor.</p>
London South Bank University Rugby Club	<p>This University Rugby Club has one team that plays matches on a Wednesday and train on another weeknight. The Club are unable to access (due to availability) its preferred site; Burgess Park. The Club plays at nearby Kennington Park in Lambeth, which is outside of the study area.</p>
Alleynian Rugby	<p>The site is a Rugby hub for the area and appears to be a well-run Club that is currently in the process of extending its lease on the site. Although the pitches are fairly well maintained, poor drainage during the winter months is an issue that causes match cancellations. The Club aspires (within the next 5 years) to undertake pitch improvement work to address the undulating pitch</p>

Club	Consultation Summary
	surfaces and enhancing existing drainage systems. The clubhouse on site is of a good standard and meets the Club's needs. During the summer months, the Club run RFU touch tournaments to increase the utilisation of pitches during the off-season.

5.4.3 Further detail on the demand consultations and data collection can be seen in Technical Appendix C – Rugby Analysis

FUTURE DEMAND

5.4.4 In order to calculate the future demand for rugby in Southwark, a Team Generation Rate¹⁶ has been calculated using the current number of teams and the current population. This measure allows us to calculate what size of population (for various age groups) will typically cause enough demand for a rugby team.

5.4.5 This Team Generation Rate can now be applied to the population projections for the study area to confirm how population growth or reduction will affect the demand for teams in each of the key age groups. This population projection data has been provided by the Council and aligns to the LBS core strategy.

5.4.6 The impact of population projections on the need for rugby provision has been divided into the three identified sub areas and are displayed as such below.

5.4.7 There are no rugby facilities in the Southwark North Sub Area and therefore TGRs for this area is not possible.

5.4.8 Table 5.9 shows the TGR calculations for rugby teams in the Burgess Park Sub Area. Based on future population projections a total of 3.2 additional rugby teams will be generated by 2031.

Table 5.9 – Future demand projections for rugby teams in Burgess Park Sub Area

	Current popn. Within age group	Current no. of teams	TG R	Future (2031) popn within age group	Predicted future number of teams	Additional teams generated from the increased population
Mini/Midi (6-12) - Mixed	8,431	6	0.7	10,445	7.4	1.4
Junior Rugby (13-17)	3,807	4	1.1	4,868	5.1	1.1
Senior Rugby – Male (18-45)	35,550	4	0.1	41,511	4.7	0.7

¹⁶ The Team Generation Rate calculation uses the current number of teams and the current population to calculate a proxy measure of the number of total residents per relevant sports team. This measure is therefore applied to the projected population (depending on the length of the strategy) to predict how many additional teams will be required in order to satisfy the demand from the 'new' population.

5.4.9 There are 14 rugby teams (6 mini/midi, 4 juniors and 4 senior male) based in the Burgess Park Sub Area. The population in this area is projected to increase 25% to 182,558, a total of 98,624 active population for rugby by 2031.

5.4.10 The TGR calculations identify that rugby facility provision for 1.4 mini/midi teams, 1.1 junior and 0.7 senior male teams will be required by 2031.

Table 5.10 – Future demand projections for rugby teams in Southwark South Sub Area

	Current popn. Within age group	Current no. of teams	TGR	Future (2031) popn within age group	Predicted future number of teams	Additional teams that may be generated from the increased population
Mini/Midi (6-12) - Mixed	3,177	13.0	4.1	3,259	13.3	0.3
Junior Rugby (13-17)	1,343	10.0	7.4	1,582	11.8	1.8
Senior Rugby – Male (18-45)	11,511	10.0	0.9	10,687	9.3	-0.7

5.4.11 There are 2 clubs based in Southwark South Sub Area totalling 33 teams. Table 5.10 illustrates that the number of projected demand for rugby teams across the Southwark South Sub Area is likely to increase for mini/midi rugby (0.3 teams) and junior rugby (1.8 teams) between 2016 and 2031. However senior male rugby is expected to decrease by 0.7 teams between the same time period.

5.4.12 There is currently no female (senior and junior) rugby teams playing in Southwark and therefore TGR for these team types is not possible. However, King's College Hospital RFC has expressed a desire to introduce a female senior rugby team in the next few years. It is assumed that this would encourage female junior rugby players to join the Club and a realistic predicted number of future teams has been applied; one junior female and two senior female rugby teams by 2031.

5.4.13 It is important to note that this calculation assumes that clubs, the Council and the RFU do not improve their marketing or participation schemes over the period and are therefore no more successful than they are now in attracting new players to participate in rugby in the study area. In reality, it is expected that there will be improved channels of digital communication and improved maintenance technology, as well as higher quality ancillary provision. The output of this will be a higher quality and an improved ability to generate demand and convert it into participation.

5.5 Supply and Demand Balance

- 5.5.1 To calculate whether there is any spare capacity at rugby sites in Southwark, Table 5.13 shows the supply and demand figures across the five sites that are available for community rugby use – three sites of which currently have community use.

Table 5.13 – Supply and Demand Balance by Club

Site Name	Sub Area	Pitch type	Quantity	Supply (Capacity)	Demand (matches + training in match equivalents)		Balance (Supply minus demand)
					SNR	JNR	
Dulwich Sports Ground	South	Senior	1	1	3.5	-	-8
		Junior	1		-	5.5	
Burgess Park	Burgess Park	Senior	1	1.5	1.5	5	-5
Alleynian Rugby	South	Senior	3	5.5	2.5	8.5	-5.5
Haberdashers Askes Hatcham College	Burgess Park	Senior	1	1.5	0	0	1.5
Mary Datchelor Playing Fields	South	Senior	2	4	0	0	4
Total	Senior		8	13.5	7.5	19	-13
	Junior		1				

- 5.5.2 As shown in Table 5.13, all three of the sites (two in Southwark South Sub Area and one in Burgess Park Sub Area) that are currently used for rugby are over-capacity, with the negative balance being particularly high at Dulwich Sports Ground – currently overplayed by 8 matches/training match equivalents per week. King’s College Hospital RFC play its home games at Dulwich Sports Ground and consultation with the Club supports the findings of 4 global’s site assessment, which describes the playing surfaces as poor and over-used. The current drainage issues and the need for major maintenance improvements has led to 3 months of unplayable pitch conditions at Dulwich Sports Ground.
- 5.5.3 The pitches at Burgess Park and Alleynian Rugby have higher carrying capacity and therefore are not as highly over-capacity as Dulwich Sports Ground. However, there is significant junior play on senior pitches at both sites (five match equivalents per week on one pitch at Burgess Park and 8.5 match equivalents per week on three senior pitches at Alleynian Rugby) and this accumulated usage, together with poor drainage/maintenance of the pitches, is having a detrimental effect on the quality and carrying capacity of rugby pitches at these sites.

5.5.4 Although there are three sites that are privately-owned and not available for community rugby use, these have not been taken into consideration for the overall balance of rugby in the study area. This is influenced by the RFU national strategy to focus on the provision at purpose built club sites. The RFU believe that this provides a more enjoyable rugby experience and is more likely to assist in retaining players across all age groups.

5.6 Scenario Testing

5.6.1 The following section contains the summary capacity analysis for rugby in Southwark, as well as for a number of relevant summaries, as requested by the RFU and the Sport England 2013 Playing Pitch Guidance. The scenario testing has divided into the three sub areas and are displayed below, however there are no rugby facilities in the Southwark North Sub Area and therefore testing has not been provided.

Table 5.14: Burgess Park Sub Area - Summary capacity analysis and scenarios for rugby

Scenario Name	Notes	Capacity – grass pitches	Community use demand (matches + training in match equivalents)		Balance (Supply minus demand)
			Adult	Junior/mini	
1. All secured sites	This includes all secured sites as identified in Table 4.2 and measures capacity using 5 matches per grass pitch per season	1.5	1.5	5	-5
2. All secured sites; grass wickets FUTURE analysis	As above, but including the projected growth in demand, as per Table 4.9	1.5	2.2	7.5	-8.2
3. Rugby club-owned sites only	As above, but including only club sites with security of tenure	N/A	N/A	N/A	N/A
4. All rugby sites	Includes all rugby sites	2	2.2	7.5	-7.7

Table 5.15: Southwark South Sub Area - Summary capacity analysis and scenarios for rugby

Scenario Name	Notes	Capacity – grass pitches	Community use demand (matches + training in match equivalents)		Balance (Supply minus demand)
			Adult	Junior/Mini	
1. All secured sites	This includes all secured sites as identified in Table 4.2 and measures capacity using 5	6.5	6	14	-13.5

	matches per grass pitch per season				
2. All secured sites; grass wickets FUTURE analysis	As above, but including the projected growth in demand, as per Table 4.10	6.5	5.3	15.2	-14
3. Rugby club-owned sites only	As above, but including only club sites with security of tenure	6.5	5.3	15.2	-14
4. All rugby sites	Includes all rugby sites	10.5	5.3	15.2	-10

- 5.6.2 Tables 5.14 and 5.15 identify that when all rugby supply is taken into consideration (Scenario 4), there is a significant deficit of rugby facilities in all areas of Southwark. It is important to note, however, that this is not a realistic assessment of facility availability, as this includes sites with unsecured access which provide a significant amount of capacity which is not currently secured or available for community use.
- 5.6.3 Scenario 3 considers only club sites with security of tenure and it illustrates that there is a deficit of rugby facilities in Southwark South Sub Area. There are no club sites in the Burgess Park Sub Area.
- 5.6.4 Scenarios 1 and 2 provide the most realistic view of rugby facility provision in Southwark, with the calculations showing a current deficit for grass pitches in Burgess Park Sub Area (5 match equivalents per season) and Southwark South Sub Area (13.5 match equivalents per season). When projected growth in demand is accounted for, there is a deficit of grass pitches by 2031 in these areas; Burgess Park Sub Area by -8.2 match equivalents and Southwark South Sub Area by -14 match equivalents.
- 5.6.5 The key output of the supply and demand analysis is that action is required to ensure that rugby can be provided in the study area and that the rugby clubs are able to satisfy the demand from both juniors and senior teams. The site-by-site action plan will define the key steps that should be undertaken to improve the overall picture of provision and pitch stock.

5.7 Strategic Sites for Protection, Enhancement and Provision

- 5.7.1 As shown above, it is recommended that all sites that currently provide rugby for the community area are protected as they have greater demand than supply and are all popular clubs that appeal to a range of player types.

5.7.2 With this recommendation of protection in mind, Table 5.16 provides further recommendations on potential areas of enhancement for each of the rugby sites that are available for community use.

Table 5.16 – Rugby sites for enhancement in Southwark

Site Name	Sub Area	No. Of Pitches	Community Use category	Non-technical Assessment Score	Balance – Capacity for community use	Justification for Protection (PR), Enhancement (E) or Provision (PV)
Alleynian Rugby	Southwark South	3 Senior	Secured	2 x D0/M1 (STANDARD) 1 x D2/M1 (GOOD)	-5.5 match equivalents per season over-capacity	PR This site should be protected as playing pitches in the Local Plan. It is a Rugby hub for the area and appears to be a well-run Club that is currently in the process of extending its lease on the site.
						E Although the pitches are fairly well maintained, poor drainage during the winter months is an issue that causes match cancellations. The Club aspires (within the next 5 years) to undertake pitch improvement work to address the undulating pitch surfaces and enhancing existing drainage systems.
						PV Considering the future planned improvement works, and based on the Club's current demand (an additional 5.5 match equivalents per week), the pitches at this site would still be over-capacity. Additional pitch space – ideally junior pitches – are required to meet current and future demand for rugby at the site.
Burgess Park	Burgess Park	1 Senior	Secured	D1/MO (POOR)	-5 match equivalents per season over-capacity	PR This site should be protected as playing pitches in the Local Plan. The site has a single senior rugby pitch that is used by 13 teams at Southwark Rugby Club – by senior teams for 1.5 match equivalents a week and by junior teams for 5 match equivalents a week.
						E The pitch is over-capacity by 5 matches/training match equivalents per week, which is predominantly due to over-use by the Club's teams; particularly junior teams playing on the senior-sized pitch. However, the poor carrying capacity (1.5 match equivalents per week) of the pitch is exacerbated by a poor drainage system and a lack of appropriate maintenance.
						PV The Club are in discussion with the RFU regarding a WR2 (rugby compliant) Artificial Grass Pitch at Burgess Park. The Club has identified a major need for additional rugby pitches and training facilities in the area.

Site Name	Sub Area	No. Of Pitches	Community Use category	Non-technical Assessment Score	Balance – Capacity for community use	Justification for Protection (PR), Enhancement (E) or Provision (PV)	
							There is also a need to improve the quality of the changing facilities and clubroom at the site, which are of poor quality.
Dulwich Prep School (Gallery Road Playing Fields)	Southwark South	3 Senior	Unsecured	D0/M2 (GOOD)	N/A	PR	This site should be protected as playing fields in the Local Plan. The pitches are used by pupils of the School, but community is not available.
						E	No further enhancement for rugby facilities has been identified as part of this study.
						PV	No further required provision has been identified as part of the study.
Dulwich Prep School (Grange Lane Playing Fields)	Southwark South	2 Senior 3 Junior	Unsecured	D0/M2 (GOOD)	N/A	PR	This site should be protected as playing fields in the Local Plan. The pitches are used by pupils of the School, but community is not available.
						E	No further enhancement for rugby facilities has been identified as part of this study.
						PV	No further required provision has been identified as part of the study.
Dulwich Prep School (Mary Datchelor Playing Fields)	Southwark South	2 Senior	Unsecured	D0/M2 (GOOD)	+ 4 match equivalents per season under-capacity	PR	This site should be protected as playing pitches in the Local Plan. The site is available for community use but currently unused. Community use of this site should be explored.
						E	No further enhancement for rugby facilities has been identified as part of this study.
						PV	No further required provision has been identified as part of the study.
Dulwich Sports Ground	Southwark South	1 Senior 1 Junior	Secured	D0/M0 (POOR)	-8 match equivalents per season over-capacity	PR	This site should be protected as playing pitches in the Local Plan. There are three senior teams and five junior teams of King's College Hospital RFC currently using site. This equates to demand for 9 matches/training match equivalents per week.
						E	The existing junior and senior pitch at the site are unable to cater for the Club's demand, which results in the site being 8 matches/training match equivalents over-capacity per week. The quality of facilities and number of cancelled matches due to poor pitch drainage have had an impact on club membership numbers.

Site Name	Sub Area	No. Of Pitches	Community Use category	Non-technical Assessment Score	Balance – Capacity for community use	Justification for Protection (PR), Enhancement (E) or Provision (PV)
						<p>The Club is a member of the Trust-managed site and has discussed improved clubhouse facilities, further pitch drainage improvement work (although some drainage improvement was undertaken in summer of 2016).</p>
						<p>PV The Club aspires to increase its number of junior teams by double and for a lady's team to be introduced in the next few years. The two rugby pitches and ancillary facilities require improvement to aid the retention and growth of the Club's rugby players. The Club has also expressed its desire for an additional (potentially artificial) pitch to cater for the demand of its teams.</p>
Haberdashers Askes Hatcham College	Burgess Park	1 Senior	Unsecured	D1/M0 (POOR)	+ 1.5 match equivalents per season under-capacity	<p>PR This site should be protected as playing pitches in the Local Plan. The site is available for community use but currently unused. Community use of this site should be explored.</p>
						<p>E No further enhancement for rugby facilities has been identified as part of this study.</p>
						<p>PV No further required provision has been identified as part of the study.</p>

5.8 Rugby Summary

- 5.8.1 This section summarises the findings from the rugby analysis, which will form the basis of the recommendation and action plan section for LBS.
- 5.8.2 Table 5.17 includes the response to 5 key questions, which are asked for all PPS studies across the UK, in order to provide a standardised illustration of supply and demand for sports provision.

Table 5.17 – Key PPS findings for rugby in Southwark

Key Question	Analysis
What are the main characteristics of the current supply and demand for provision?	The quality of provision across the local authority for rugby is adequate, however like the other grass-pitch sports included in this study, supply is dominated by provision at high quality independent schools across the Borough. In terms of the pitches used by the community and main rugby clubs, the supply of facilities does not meet the demand, with key sites such as Old Alleynian Rugby Club, Burgess Park and Dulwich Sports Ground being either adequate or poor quality but subject to high levels of demand.
Is there enough accessible and secured community use provision to meet current demand	There is a significant deficit for secured and accessible rugby provision across the Borough, with all three sub areas showing an undersupply of available and secured grass pitches. The major clubs in the Borough therefore use pitches that are unfit for purpose for much of the year, or are forced to look outside of the Borough for access to Artificial Grass Pitches.
Is the provision that is accessible of sufficient quality and appropriately maintained?	The maintenance regime for non-education sides across Southwark is not adequate to ensure that pitches are fit for purpose and able to withstand the high levels of demand for rugby, especially in the Burgess Park and South sub-areas.
What are the main characteristics of the future supply and demand for provision	With the projected growth of supply in the Burgess Park and South sub-areas, there are ongoing plans to develop WR22 AGP provision (capable of being used for contact rugby) in areas of high growth. This should be encouraged as it appears to be the only feasible method of addressing the shortage of capacity
Is there enough accessible and secured community use provision to meet future demand	The future demand for rugby is projected to increase across the Borough, with figures only available for the South and Burgess Park sub-areas due to the lack of formal rugby in the north of the borough. This projected growth will further exacerbate the shortage of rugby pitch provision unless the issues with pitch quality are addressed.

6 Hockey

6.1 Introduction and Strategic Context

- 6.1.1 In order to understand the overall objectives and priorities of the England Hockey Board (EHB), an analysis of key recent strategies and documentation has been undertaken and summarised below.

THE NATIONAL HOCKEY FACILITY STRATEGY – THE RIGHT FACILITIES IN THE RIGHT PLACES (2012).

Vision: For every hockey player in England to have appropriate and sustainable facilities that provide excellent experiences for players.

Mission: More, Better, Happier players with access to appropriate and sustainable facilities

- 6.1.2 The club market for hockey is well structured and clubs are required to affiliate to England Hockey to play in community leagues. As a result, only a few occasional teams lie outside of the EH affiliation structure. Schools and Universities are the other two areas where significant hockey is played.
- 6.1.3 The EHB has the ambition of growing participation by 10,000 adults and 32,500 children. To enable this, the following three objectives have been highlighted;
- **PROTECT: To conserve the existing hockey provision.** EH currently has over 800 pitches that are used by hockey clubs (club, school, universities). We need to retain the current provision where appropriate to ensure that hockey is maintained across the country
 - **IMPROVE: To improve the existing facilities stock (physically and administratively).** The current facilities stock is ageing and there needs to be strategic investment into refurbishing the pitches and ancillary facilities. There needs to more support for clubs to obtain better agreements with facilities providers & education around owning an asset.
 - **DEVELOP: To strategically build new hockey facilities where there is an identified need and ability to deliver and maintain.** This might include consolidation hockey provision in a local area where appropriate. Research has identified key areas across the country where there is a lack of suitable Hockey provision and there is a need for additional pitches. There is an identified demand for multi pitches in the right places to consolidate hockey and allow clubs to have all of their provision catered at one site.

6.2 Consultation Overview

6.2.1 Table 6.1 contains a summary of the consultations undertaken with three hockey clubs, focusing on their key issues and future plans. Honourable Artillery Company HC did not respond to our consultation requests and therefore information gathered on this Club was via online research. All pitch-rating comments are the opinions of the club and may differ from the impartial rating given by the site assessor.

Table 6.1: Summary of demand consultations from hockey clubs in Southwark

Club	Consultation Summary
Tulse Hill & Dulwich HC	<p>The Club's main home ground is Dulwich College Sports Club, where the majority of its 22 teams play matches and run training match equivalents. Due to limited availability of pitch space at peak times, the Club also uses Jags Sports Club, Alleyn's School and Honor Oak Park (Lewisham).</p> <p>The Club rates the quality of the pitch at Dulwich College Sports Club (resurfaced 12 months ago) as excellent, but the changing facilities – particularly the showers - are deemed to be of poor quality.</p> <p>The pitch at the College is used extensively by the pupils, especially during January to March, when hiring availability is limited.</p> <p>The Club expressed a need for additional playing and training facilities in the area and aspires to own its own ground (currently seeking funding). Dulwich College Sports Club site allows any user (all sports) to book facilities and does not provide the Club with a set number of hours per week. As a result, the Club uses the small-sided sand-filled pitch at Dulwich College for training purposes when it cannot secure the required usage on the full-size pitch.</p>
Clapham Common HC	<p>The Hockey Club operates outside of Southwark but uses Jags Sports Club as a secondary ground. It uses the Sports Club pitch for approximately 10 matches per season (Saturday mornings). The Hockey Club rated the quality of the pitch and facilities on site as excellent.</p>
Southwark Tigers HC	<p>The Club does not have teams or play any competitive matches. Its focus is increasing participation opportunities for children (under 11 years old) and introducing developing players to other hockey clubs in the area that can provide competitive matches.</p> <p>The Club currently using the facility at Burgess Park (3G) on Fridays and Marlborough Primary School on Tuesdays, however usage is dependent upon available funding.</p> <p>The Club is not currently affiliated to England Hockey, although it has received a small grant (£500) in recent years, and it has been supported by Surrey Hockey. Future engagement between the Club and England Hockey would be welcomed.</p> <p>The Club perceive a lack of hockey in Southwark schools; its vision is to continue to encourage hockey participation at primary schools and for players to develop at secondary schools.</p>
Honourable Artillery Company HC	<p>The HAC club has three teams, two of which play competitive hockey regularly at Jags Sports Club. The Club's 3rd (squadrons) XI predominantly play tournaments and friendly matches.</p>

6.3 Supply

- 6.3.1 Southwark has three competitive hockey clubs that use hockey facilities within the Borough; Tulse Hill and Dulwich Hockey Club, Honourable Artillery Company HC and Clapham Common Hockey Club. Southwark Tigers Hockey Club is also based in Southwark; however, it is not a ‘traditional’ club as it does not have teams or play any competitive matches.
- 6.3.2 All club play is accommodated on sites that are privately owned or located on educational establishments. There are no hockey clubs or hockey specific facilities located in Southwark that are secured for community use.
- 6.3.3 Table 6.2 below details the availability of AGPs at sites where they are utilised for hockey club use. This has been presented in the form of match slots (2 hours AGP use). Although mid-week demand is mainly for training purposes, some matches may take place and therefore in the demand section of this paper, training has been converted to match slots to allow for consistent measures.
- 6.3.4 This table includes only those facilities that are currently available for community use and are of a suitable size for competitive hockey to be played.

Table 6.2 – Quantity overview for sand-based AGP’s in Southwark

Site name	Sub Area	Weekday peak hours available	Saturday match slots available	Sunday match slots available
Alleyn’s School	South	0 (No floodlights)	4	4
Dulwich College Sports Club	South	16	4	4
Greendale Playing Fields	South	20	4	4
Jags Sports Club	Burgess Park	20	4	4
The City of London Academy	North	15	4	4

- 6.3.5 The pitch at Greendale Playing Fields is used for car parking during Dulwich Hamlets FC home games and is therefore not available for hockey use on match days. It is also not of adequate quality to be used for hockey.
- 6.3.6 There is limited availability at Alleyn’s School due to extensive school usage on weekdays and on Saturday. There is also no floodlighting of the pitch and therefore usage is limited by the number of daylight hours.

TENURE AND MANAGEMENT

- 6.3.7 The type of ownership of hockey sites varies in Southwark. A total of five sites in the Borough are owned by either an educational establishment (three sites), privately owned (one site) or owned by the local authority (one site).
- 6.3.8 Of the three education sites, two sites (The City of London Academy and Alleyn’s School) are managed by the owners, whereas Jags Sports Centre is managed by a club. Dulwich College Sports Club (privately owned) is managed by a sports centre operator and Greendale Playing Fields (local authority owned) is privately managed.

6.3.9 Greendale Playing Field is the only site with long-term security of tenure however due to the condition of the site, it is not used for hockey.

6.4 Demand

CURRENT DEMAND

6.4.1 There are four hockey clubs using hockey facilities in Southwark, which play a range of competitive hockey and recreational hockey through junior and adult teams.

6.4.2 The team profile and demand for pitches in the borough is summarised in Table 6.3 and 6.4 below.

Table 6.3 – Team profile for Hockey in Southwark

Club Name	Sub Area	Adult Teams			Juniors	Total
		Senior Men	Senior Women	Mixed		
Tulse Hill and Dulwich HC	South	7	6	0	9	22
Southwark Tigers HC	Burgess Park	See consultation summary	-	-	-	-
Clapham Common HC	Burgess Park	See consultation summary	-	-	-	-
Honourable Artillery Company Hockey Club	Burgess Park	3	-	-	-	3

6.4.3 The table below highlights how the profile of hockey teams across Southwark creates demand for AGP match and training hours throughout the week. Senior teams train midweek however some junior teams/development centres may train on weekends. It is important to understand that this will impact on capacity analysis when considered with the competitive match slots required above.

Table 6.4 – Match demand for hockey in Southwark

	Number of teams	Weekday	Saturday	Sunday
		Competitive Hours Required		
Senior teams (16-65)	16	0	15	0
Junior teams (11-15)	9	0	0	6
	Number of teams	Training Hours Required		
Senior teams (16-65)	16	4.5	0	0
Junior teams (11-15)	9	2	0	4

FUTURE DEMAND

6.4.4 In order to calculate the future demand for Hockey in the study area, a Team Generation Rate¹⁷ has been calculated using the current number of teams and the current population. This measure allows us to calculate what size of population (for various age groups) will typically cause enough demand for a hockey team.

¹⁷ The Team Generation Rate calculation uses the current number of teams and the current population to calculate a proxy measure of the number of total residents per relevant sports team. This measure is therefore applied to the projected population (depending on the length of the strategy) to predict how many additional teams will be required in order to satisfy the demand from the 'new' population.

6.4.5 This Team Generation Rate can now be applied to the population projections for the study area to confirm how population growth or reduction will affect the demand for teams in each of the key age groups. This population projection data has been provided by the Council and aligns to their core strategy.

6.4.6 There are no hockey clubs in the Southwark North Sub Area and therefore TGRs for this area is not possible.

Table 6.5 – Future demand projections for hockey teams in Burgess Park Sub Area

Age group	Current popn. Within age group	Current no. of teams	TGR	Estimated future population (2031)	Predicted future number of teams	Additional provision needed to accommodate new teams
Adult – Male (16-45)	37,032	3.0	0.1	43,358	3.5	0.5

6.4.7 Table 6.5 illustrates that in the Burgess Park Sub Area, a small increase in demand for male adult hockey teams will be realised. This is driven by the projected increase in population in this area of 25% to 182,558 by 2031.

Table 6.6 – Future demand projections for hockey teams in Southwark North Sub Area

Age group	Current popn. Within age group	Current no. of teams	TGR	Estimated future population (2031)	Predicted future number of teams	Additional provision needed to accommodate new teams
Adult – Male (16-45)	12,013	7.0	0.6	11,294	6.6	-0.4
Adult – Female (16-45)	12,171	6.0	0.5	10,799	5.3	-0.7
Junior (11-15)	1,429	9.0	6.3	1,645	10.4	1.4

6.4.8 The projected reduction in population by 2031 in the Southwark South Sub Area results in an expected decrease in demand of -0.4 male teams and -0.7 female teams. However, the projected increase in 11-15 year olds by 2031 will provide demand for an additional 1.4 junior teams.

6.4.9 The detailed analysis of Team Generation Rates can be seen in Technical Appendix J - Southwark PPS TGR Calculations.

6.4.10 It is important to note that this calculation assumes that clubs, the Council and England Hockey do not improve their marketing or participation schemes over the period and are therefore no more successful than they are now in attracting new players to participate in hockey in Southwark. In reality, it is expected that there will be improved channels of digital communication and improved maintenance technology, as well as higher quality ancillary provision. The output of this will be a higher quality and an improved ability to generate demand and convert it into participation.

6.5 Supply and Demand Balance

6.5.1 To calculate whether there is any spare capacity at hockey sites in the study area, Table 6.7 shows the supply and demand figures for the single site that is used for community use hockey. The table below provides capacity analysis for all hockey club AGPs in Southwark. This table contains demand (in hours) from competitive matches as well as training required by local clubs (including Football training).

Table 6.7 – Supply and demand balance for hockey in Southwark

Site name	Sub Area	Supply (Hours)			Demand (Hours required – for training and matches)			Balance (Hours)		
		Weekday	Sat	Sun	Weekday	Sat	Sun	Weekday	Sat	Sun
Dulwich College Sports Club	Southwark South	16	8	8	6.5 (+4 football training)	8	6	5.5	0	2
Jags Sports Club	Burgess Park	20	8	8	4 (football training)	7*	2.5	16	1	5.5
Alleyn's School	Southwark South	0	4	8	0	0	2	0	4	6
The City of London Academy**	Southwark North	15	4	8	4	4	0	9	0	8

*Includes demand from Clapham Common HC (10 matches per season = 1 hour per week)

**Includes imported demand from London Royals HC, London Academicals HC and Battersea Wanderers HC

6.5.2 Table 6.7 illustrates that there is surplus of hockey provision in Southwark, however following consultation with England Hockey and the club users, it is evident that there are significant challenges with securing consistent and fit-for-purpose hockey provision across the borough. This will be analysed in further detail below in site by site evaluation.

SPORT ENGLAND FACILITY PLANNING MODEL

6.5.3 In order to evaluate the strategic need for artificial grass pitch provision in Southwark, Sport England has undertaken a National Run of the Facility Planning Model¹⁸.

6.5.4 The report provides a strategic assessment of the current level of provision for Artificial Grass Pitches in Southwark. The assessment uses Sport England's Facilities Planning Model and the data from National Facilities Audit run as of January 2016.

6.5.5 The FPM identifies the following key additional findings:

- The supply of pitches in Southwark results in a low amount of satisfied demand (65%), which is lower than the national figure (80%)
- There is a fairly high amount of unmet demand (35%), which is higher than the national figure of 20%, and contributes to the 56% of demand that is

¹⁸ Southwark AGP FPM (Sport England: 2016)

exported to other areas

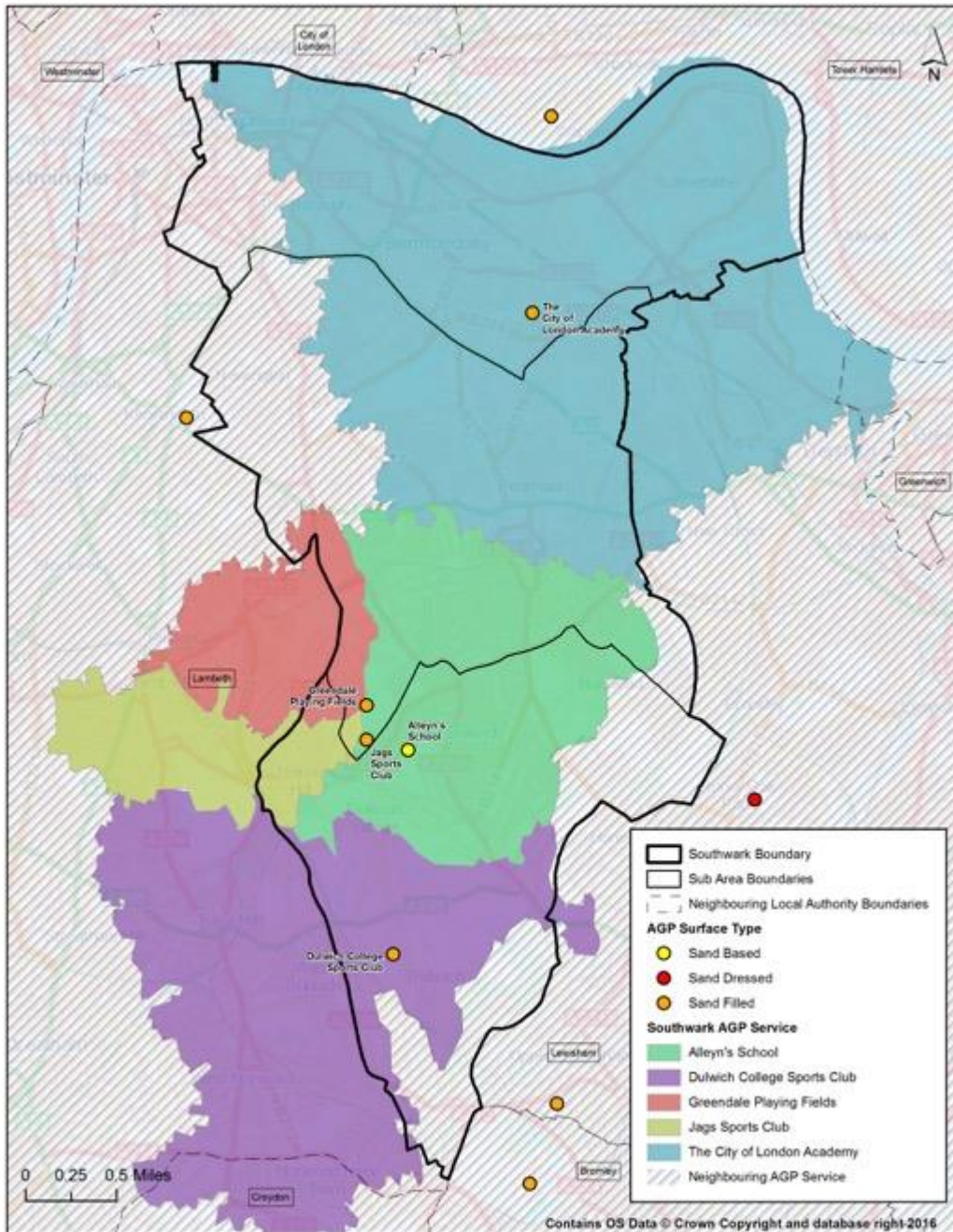
- Used capacity is high (100%) and above the national figure of 90%. However, 58% of the used capacity is derived from imported demand
- Unmet Demand is the equivalent of 1 pitch. The level of unmet demand is high across the whole of the Borough but is highest to the north of the Borough, particularly the north east
- The local share is generally significantly below average across the Borough and lowest in the north.

6.5.6 In summary, the FPM identifies that there are not enough hockey AGPs to meet existing demand and all AGPs are at capacity. There is a need for an additional AGP within the Borough.

SUPPLY AND DEMAND BALANCE – SPATIAL ANALYSIS

6.5.7 Map 6.1 overleaf provides a spatial analysis of full size sand based AGP's in the study area in order to assess whether the current provision of 'strategic' hockey facilities meet the needs of the local residents. These maps also include full size AGP's from neighbouring local authorities, as there is a significant potential export of demand if the facilities in neighbouring local authorities are an attractive offer for residents. The coloured areas show the unique catchment area of each of the AGP's, which indicates the closest AGP, within 20-minute drive time, for local residents.

Map 6.1 – Spatial analysis and cross –boundary demand for sand-based AGP’s in Southwark, all AGP data from Active Places Power (Sport England)



Hockey AGP sites service areas in Southwark (up to 20 minutes drive time)



6.5.8 Map 6.1 illustrates that the north west area of the Borough is not serviced (within 20-minute drive time) by a full sized sand-based AGP.

6.6 Capacity Analysis and Scenario Testing

6.6.1 The following section contains the summary capacity analysis for hockey in Southwark, as well as for a number of relevant summaries, as requested by England Hockey and the Sport England 2013 Playing Pitch Guidance. The scenario testing has divided into the three sub areas and are displayed below. There are no hockey sites with unsecured access for community use in Southwark and therefore scenarios 1 and 2 are not possible.

Table 6.8: Southwark North Sub Area - Summary capacity analysis and scenarios for hockey

Scenario Name	Notes	Supply (Hours)			Demand (matches + training in match equivalents)			Balance (supply minus demand)		
		Weekday	Sat	Sun	Weekday	Sat	Sun	Weekday	Sat	Sun
1. All secured sites	This includes all secured sites and their capacity	0	0	0	4	4	0	-4	-4	0
2. All secured sites; FUTURE analysis	As above, but including the projected growth in demand	0	0	0	4	4	0	-4	-4	0
3. School sites only	As above, but including only school sites	15	4	8	4	4	0	9	0	8
4. All hockey sites	Includes all hockey sites	15	4	8	4	4	0	9	0	8

Table 6.9: Burgess Park Sub Area - Summary capacity analysis and scenarios for hockey

Scenario Name	Notes	Supply (Hours)			Demand (matches + training in match equivalents)			Balance (supply minus demand)		
		Weekday	Sat	Sun	Weekday	Sat	Sun	Weekday	Sat	Sun
1. All secured sites	This includes all secured sites and their capacity	0	0	0	4	7	2.5	-4	-7	-2.5
2. All secured sites; FUTURE analysis	As above, but including the projected growth in demand	0	0	0	4	7	2.5	-4	-7	-2.5
3. School sites only	As above, but including only school sites	20	8	8	4	7	2.5	16	1	5.5
4. All hockey sites	Includes all hockey sites	20	8	8	4	7	2.5	16	1	5.5

Table 6.10: Southwark South Sub Area - Summary capacity analysis and scenarios for hockey

Scenario Name	Notes	Supply (Hours)			Demand (matches + training in match equivalents)			Balance (supply minus demand)		
		Weekday	Sat	Sun	Weekday	Sat	Sun	Weekday	Sat	Sun
1. All secured sites	This includes all secured sites and their capacity	0	0	0	10.5	8	8	-10.5	-8	-8
2. All secured sites; FUTURE analysis	As above, but including the projected growth in demand	0	0	0	10.5	8	8	-10.5	-8	-8
3. School sites only	As above, but including only school sites	16	12	16	10.5	8	8	5.5	4	8
4. All hockey sites	Includes all hockey sites	16	12	16	10.5	8	8	5.5	4	8

- 6.6.2 Tables 6.8 to 6.10 identify that when all hockey supply is taken into consideration (Scenario 4), there is a surplus of hockey facilities in all areas of Southwark. It is important to note, however, that this is not a realistic assessment of facility availability, as this includes sites with unsecured access which provide a significant amount of capacity which is not currently secured or available for community use.
- 6.6.3 Scenario 3 considers only school sites with unsecured access and it illustrates that there is a surplus of hockey facilities in all sub areas of Southwark.
- 6.6.4 The key output of the supply and demand analysis is that action is required to ensure that hockey can be provided in the study area and that the hockey clubs are able to satisfy the demand from both juniors and senior teams. It is imperative that the clubs are given long term security of tenure and the ability to secure block bookings for key facility. This will allow clubs to not only plan more efficiently for the future, but also to apply for funding grants and grow their membership base and infrastructure.
- 6.6.5 The site-by-site action plan will define the key steps that should be undertaken to improve the overall picture of provision and pitch stock.

6.7 Strategic sites for Protection, Enhancement and Provision

6.7.1 Table 6.11 provides a justification for how the single Hockey site should be Protected, Enhanced or Protected.

Table 6.11 – Site by Site Analysis for Hockey

Site Name	Sub Area	Pitch Type and Size	Pitch assessment score	Balance (Total Hrs)	Justification for Protection (PR), Enhancement (E) or Provision (PV)
Alleyn's School	South	Sand-based (110m x 70m)	85 - Good	<p>Not available on weekdays</p> <p>Surplus of 10 hours at weekend</p>	PR This site should be protected in the Local Plan. This is a high quality education site that is well-used for hockey but unable to provide long term security of tenure to hockey clubs.
					E The site does not currently have floodlights, which significantly limits the community use for the site. Subject to planning constraints, the installation of floodlights should be considered.
					PV No further required provision has been identified as part of the study.
Dulwich College Sports Club	South	Sand-based (100 x 70)	83 - Good	<p>Surplus of 5.5 hours on weekdays</p> <p>Surplus of 2 hours at weekend</p>	PR This site should be protected in the Local Plan. This is a high quality education site that is well-used for hockey but unable to provide long term security of tenure to hockey clubs.
					E No further enhancement for hockey facilities has been identified as part of this study.
					PV No further required provision has been identified as part of the study.
Greendale Playing Fields	South	Sand-based (95m x 60m)	22 - Poor	N/A - unused	PR This site is not currently used for hockey and would require significant development to make it available for formal hockey use. If it is deemed that it is not feasible for this to be developed as a specialist hockey provision, it is recommended that the site is used by the neighbouring football club, for training or junior

Site Name	Sub Area	Pitch Type and Size	Pitch assessment score	Balance (Total Hrs)	Justification for Protection (PR), Enhancement (E) or Provision (PV)
					matchplay.
					E The surface is in poor condition and needs to be re-surfaced
					PV No further required provision has been identified as part of the study.
Jags Sports Club	Burgess Park	Sand-based (110m x 70m)	60 - Standard	Surplus of 16 hours on weekdays	PR This site should be protected in the Local Plan. It is used by Dulwich and Tulse Hill HC, Clapham Common HC and Honourable Artillery Company HC.
				Surplus of 6.5 hours at weekend	E No further enhancement for hockey facilities has been identified as part of this study.
					PV No further required provision has been identified as part of the study.
The City of London Academy	North	Sand-based (100 x 70)	77 - Standard	Surplus of 9 hours on weekdays	PR This site should be protected in the Local Plan. This is an education site that is not used heavily for formal hockey but is one of the only full-sized AGP's in the north of the Borough and therefore represents an opportunity for increasing hockey activity in this part of Southwark.
				Surplus of 8 hours at weekend	E No further enhancement for hockey facilities has been identified as part of this study.
					PV No further required provision has been identified as part of the study.

6.8 Hockey Summary

- 6.8.1 This section summarises the findings from the hockey analysis, which will form the basis of the recommendation and action plan section for LBS.
- 6.8.2 Table 6.12 includes the response to 5 key questions, which are asked for all PPS studies across the UK, in order to provide a standardised illustration of supply and demand for sports provision.

Table 6.12 – Key PPS findings for hockey in Southwark

Key Question	Analysis
What are the main characteristics of the current supply and demand for provision?	The quality of provision across the local authority for hockey is not sustainable, given the high and growing demand for hockey in South London. While all clubs have adequate facilities to play their home matches at, none of these are secured and the clubs face an ongoing battle to make block bookings, due to other organisations looking to book the facilities, primarily for football.
Is there enough accessible and secured community use provision to meet current demand	As none of the hockey provision in the Borough is secured for community use, there is not enough provision to meet the current demand.
Is the provision that is accessible of sufficient quality and appropriately maintained?	The existing facilities are of a high quality as they are located at independent schools and maintained extensively due to the requirements of the school. The lack of floodlights at Alleyn’s school severely limits the amount of community use that can take place at the site.
What are the main characteristics of the future supply and demand for provision	The TGR calculations for the Burgess Park and South sub areas identify a projected growth in demand across these areas of the Borough. This is supported by insight from England Hockey, who have experienced a steady increase in demand in the previous 1 – 2 years, which was further influenced and encouraged by the success of the GB ladies team at the Rio Olympics 2016.
Is there enough accessible and secured community use provision to meet future demand	Due to the lack of secured community use at hockey facilities across the Borough, there is not enough provision to meet the needs of future demand. The lack of security for long term use also limits the ability of clubs to plan and grow their membership base, for fear of having access to facilities taken away at short notice.

7 Tennis

7.1 Introduction

- 7.1.1 This section of the report involves an assessment of the supply and demand of tennis in the Borough, focussing primarily on the quality and quantity of tennis courts in the study area. The analysis will also utilise consultations with clubs in the study area to understand their views on their provision, followed by a suggested action plan to improve the provision across Southwark.
- 7.1.2 As per the previous sports, the supply and demand for tennis has been split into the three sub-areas of North, Burgess Park and South

7.2 Strategic Context

- 7.2.1 Tennis in the UK is governed by the Lawn Tennis Association (LTA), which provides coaching and participation support to local authorities.
- 7.2.2 The LTA has previously released a three-year Strategic Plan for British Tennis (2015-2018), which identified the following headlines;
- Mission: Get more people playing tennis more often. Deliver greater services to clubs
 - Purpose: To enrich lives through tennis. Build partnerships in the community by developing strong local park and other community tennis venue partnerships, as well as targeted investment in 'welcoming' park facilities for people to socialise and play
 - Values: Teamwork, Integrity, Passion and Excellence. Enhance the tennis offer in education by further strengthening the schools offer and maximizing playing opportunities.
- 7.2.3 There are three strands of Participation Focus:

DELIVER GREAT SERVICE TO CLUBS:

- Provide great support for clubs of all sizes by sharing best practise learning.
- Apply greater focus on clubs seeking to grow the game in their club and community.

BUILD PARTNERSHIPS IN THE COMMUNITY BY:

- Developing strong Local Park and other community tennis venue partnerships to deliver inclusive tennis provision for all.
- Invest in great people delivering great experiences in parks.
- Targeted investment in "welcoming" park facilities for people to socialise and play.

ENHANCE TENNIS OFFER IN EDUCATION BY:

- Further strengthen schools offer, while introducing new secondary school

programme.

- Provide support to develop more effective links between schools and other places where tennis is played.
- Maximise playing opportunities and help build a future workforce in colleges and universities.

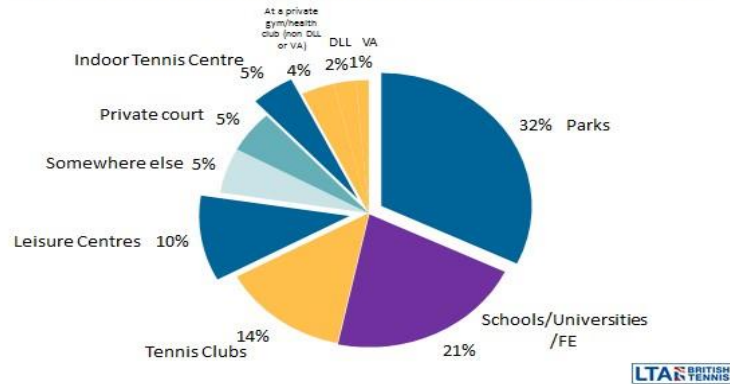
7.2.4 The graphics overleaf shows an extract of the LTA national strategy and identifies the importance of local authority park courts and facilities for the future priorities of the LTA.

DRAFT

Figure 7.1 – LTA national insight

Parks are a key venue where people play tennis

Where people 14+ played tennis most if played at least once in the last year in GB (%)



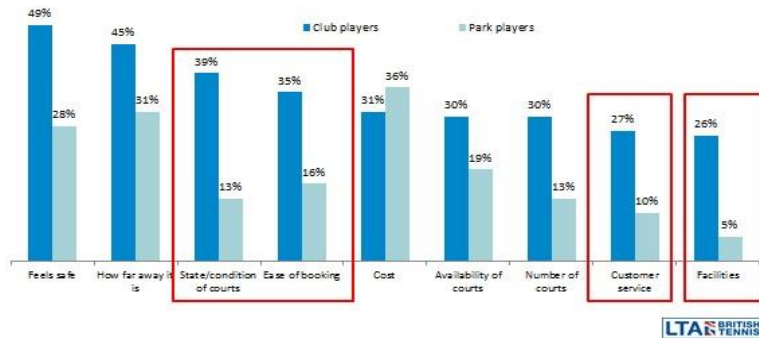
Park players are currently far less reliant on organised activities – partly inclination, partly availability

Types of Tennis Played in the Last Year
Club players (played most) vs Park players (played most)



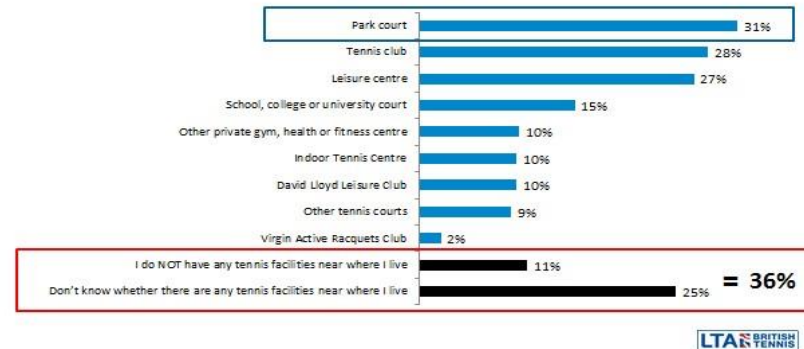
Lower satisfaction especially caused by condition of courts, ease of booking (needs planning), customer service and facilities

Satisfaction with Courts (Club vs Park)
(% Very Satisfied)



Awareness of local courts is an issue

Awareness of tennis courts nearby to where GB population live



7.2.5 The LTA has conducted research to understand how the wider public feel about tennis and primarily the main barriers they see to access the sport. The research has been split into the club, community and education sectors. The relevant headlines from the parks and community sections area highlighted below:

- Around 5m pick up a racket once a year and play – majority of this in parks
- 36% of tennis played by those aged 14+ is on parks (14% Clubs and 22% Schools)
- For those that don't play tennis but would like to, 80% would see a park court as their first option.
- For people who want to play tennis in parks, they are most dissatisfied with state and condition of courts, ease of booking and the number of courts available to play
- Demand for tennis is amongst those who stopped playing in the last 5 years – but the age profile is wide ranging – from 14+ upwards demand for parks tennis is strong
- Although there is demand amongst C2DE demographic classification the highest latent demand is for ABC 1 demographic classification

7.2.6 The Sport England Active People Survey confirms the seasonal participation peaks in the summer. This is particularly pronounced amongst non-club and occasional players.

7.2.7 It is key to note that the correlation between the lack of 'community' tennis in the non-summer months is likely to be heavily influenced by the lack of floodlighting, which is often a characteristic of local authority owned courts.

7.2.8 Further research carried out by the LTA suggests that many more people would play tennis if they knew where courts were located, particularly local authority courts. Its assertion is that better promotion would increase demand.

7.2.9 Technology development is evolving and it is now possible for an access gate to have a unit that is open by key or swipe card. This key card is positioned alongside a key pad that can be used to open the gate with a code, automatically generated by an online booking system. There are also now mobile phone and tablets applications that can allow customers to book and pay for courts.

7.2.10 Technology development is evolving and it is now possible for an access gate to have a unit that is open by key or swipe card, alongside a key pad that can be used to open the gate with a code that an online booking system can uniquely generate for one off pay and play bookings. There are also now mobile phone and tablets applications that can allow customers to book and pay for courts.

7.2.11 The LTA recommends all venues keep sinking funds to pay for court repainting and cleaning at Year 5 and resurfacing at approximately Year 10. Almost all of the courts in Southwark are Hard-courts and would require a sinking fund of £1200 per court per annum to cater for future refurbishment needs. This could be generated from:

- Sales of Access Cards / Keys (Approx. £30 per household per annum)
- Sales of one off Pay and Play (e.g. £4 per court per hour)
- Generating a rent from a coaching provider using courts for their business (Approx. £3000 a year.)

7.2.12 If possible, the income generated in such projects should be kept in a ring-fenced sinking fund. This can either be held with the operator or the council, depending on the circumstances. It is recognised that some councils are unable to keep sinking funds for projects, although it would be encouraged to consider this as is the most robust model.

7.2.13 It is hoped that increasing the awareness, the ease of bookings and the security of facilities from petty crime and vandalism will increase the conversion of latent demand to actual demand across the country. The LTA are therefore keen to work with local authorities, especially those in areas of high population, to deliver fit-for-purpose projects at sites with community access.

7.2.14 There is currently a stock of approximately 23,000 courts across the country, with 15,000 in traditional clubs and 8,000 in local authority sites. The objective of this strategy will primarily be to recommend the improvements to local authority sites, which can then be made accessible to residents, with the overall objective of increasing participation.

7.3 Consultation

7.3.1 A key priority for the LTA is to increase access to recreational and easy-access pay and play courts, in line with trend in people not wanting to be tied into a club membership.

7.3.2 The LTA is currently prioritising its investment and development focus on trying to stimulate greater participation in park tennis – i.e. causal and not club-led tennis. It aspires to have a network of good quality and sustainable tennis courts with a proactive coaching programme in place.

7.3.3 The LTA are focusing on working with local authorities to increase public use of public sites for recreational/informal use and competitions e.g. Tennis leagues virtual leagues online.

7.3.4 Key products and interventions developed by the LTA as part of their Whole Sport Plan (2013-17) to attract and obtain new members are:

- Mini Tennis Programme
- Cardio Tennis
- Touch Tennis (mini tennis for adults)

7.3.5 The LTA are focusing on funding projects that can be most readily used for growing the game especially targeting clubs wishing to add floodlights to courts. There are several funding schemes available for clubs and local authorities to help develop and improve their facilities.

7.4 Supply

7.4.1 Southwark has 64 courts across 14 sites in the borough, located within the three major sub areas. Almost half (42%) of the courts across the Borough are accessible to the community, as they are located in parks and local authority owned areas. Table 7.1 below provides an overview of tennis in Southwark. All courts identified in Table 7.1 are outdoor

Table 7.1: Tennis Sites in Southwark. Source LTA supply data, 4 global site assessments and web-based research

Site Name	Postcode	Sub Area	Access Type	Courts	Floodlit Courts	Court Quality			Court Surface
						Good	Average	Poor	
Burgess Park	SE5 7LA	Burgess Park	Pay and Play	7	6	No data available			Hard-courts
Dulwich Park	SE21 7BQ	South	Community/Park	6	6	-	4	2	Hard-courts
Brunswick Park	SE5 7LZ	Burgess Park	Community/Park	2	2	2	-	-	Hard-courts
Belair Park	SE21 8HN	South	Community/Park	4	-	4	-	-	Hard-courts
Tanner Street	SE1 3GS	North	Community/Park	4	-		4	-	Hard-courts
Geraldine Mary Harmsworth Park Sports Facility	SE1 6HZ	North	Pay and Play	2	2	2	-	-	Hard-courts
Southwark Park	SE16 2EH	North	Community/Park	2	-	2	-	-	Hard-courts
Butterfly LTC	SE5 8RE	Burgess Park	Membership	2	-	-	2	-	Hard-courts
North Dulwich	SE22 8TB	Burgess Park	Membership	4	2	2	-	2	Hard-courts
Edward Alleyn	SE24 9HB	South	Membership	3	3	-	3	-	Hard-courts
Dulwich LTC	SE21 7JB	South	Membership	11	3	4	1	-	6x Grass 5x Hard-courts
Old College	SE21 7AB	South	Membership	7	5	5	2	-	Hard-courts

Jags Sport Club	SE24 9JN	Burgess Park	Membership	8	2	8	-	-	Hard-courts
Camber LTC	SE21 7EX	South	Membership	3	3	No data available			Hard-courts

- 7.4.2 Table 7.1 shows that there is community access across the borough, with 27 of 64 courts (42%) available to the community. Southwark North provides the most accessible courts, with all 8 available to the community. Burgess Park offers the lowest proportionate total sites available to the community with 9 of their 23 courts (39%) available to the community. Southwark South has the most courts (total) in the Borough, although only 10 (29%) are available to the community.
- 7.4.3 There are 6 grass courts in Southwark, which are located at Dulwich LTC; these are not open to the community.
- 7.4.4 Table 7.1 shows that 34 of 64 (47%) courts in the Borough are floodlit, 16 of which are available to the community. Anecdotally this appears to be a relatively high proportion, however this ratio will be compared to similar local authorities later in the analysis.
- 7.4.5 Southwark North provides two floodlit courts, both of which are accessible to the community, both at Geraldine Mary Harmsworth Park Sports Facility. Southwark South provides the lowest floodlit provision access to the community, with only 6 of 20 floodlit courts. The Burgess Park sub-area has 12 floodlit courts, of which 8 are available to the community (75%) via a pay and play system.
- 7.4.6 Table 7.1 shows there are 5 sites within parks, which are fully open to community usage and require no booking. Within these 5 sites there are 18 courts, of these courts 8 are floodlit and at least 2 are located in each of Burgess Park and Southwark South sub-areas. On the other hand, Southwark North has no free access to park courts that are floodlit, but there are 2 pay and play floodlit courts at Geraldine Mary Harmsworth. This ensures that the community has access to courts out of daylight hours in each sub-area of the Southwark Borough.
- 7.4.7 There is a wide range of Tennis events/initiatives that are run within Southwark to increase participation. Tennis Tuesdays is a course run by Nike and the LTA, with the majority of sessions located in Burgess Park. This provides weekly coaching sessions aimed at a different part of the game each week, providing all the equipment needed for a cheap price and for varying standards of player

Table 7.2: Ratio of Tennis Courts to Population of Major Settlements. Source: Desktop research, LTA website and Sport England’s Active Places Power, GLA population figures.

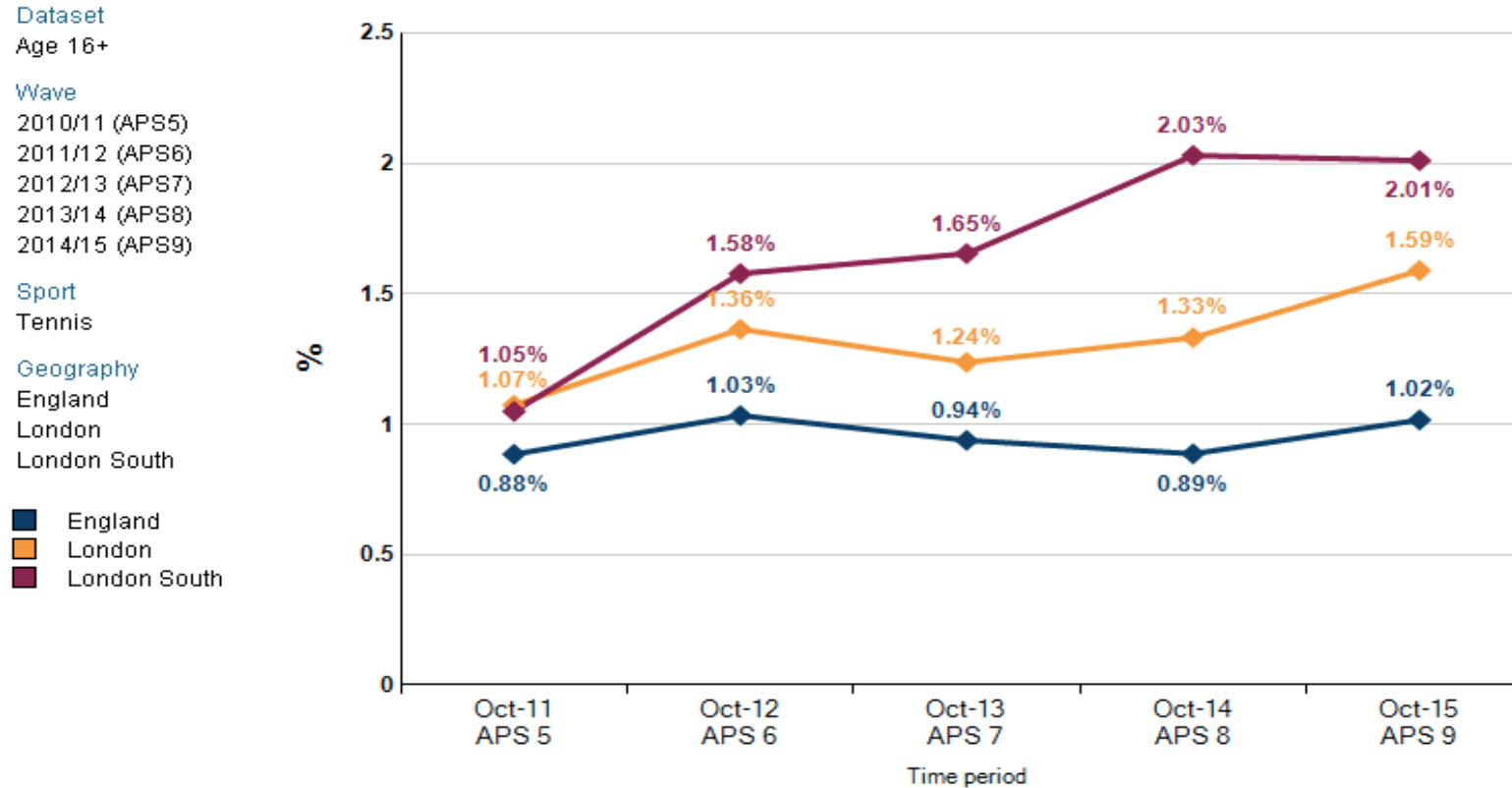
Measure	Southwark		Hackney		Lambeth		Lewisham		Tower Hamlets	
	Total	Floodlit	Total	Floodlit	Total	Floodlit	Total	Floodlit	Total	Floodlit
Tennis Courts	64	34	36	14	45	15	36	7	22	7
Population	310,642		267,955		321,258		296,140		294,263	
Ratio of courts to residents	1:4,853	1:9,136	1:7,444	1:19,139	1:7,139	1:21,417	1:8,226	1:42,305	1:13,375	1:42,037

- 7.4.8 Table 7.2 illustrates a comparison of Southwark’s tennis provision, against that of its ‘nearest neighbours’ utilising both the Sport England Local Sport Profile and Active Places Tools. It shows that Southwark not only has the highest volume of total provision, it also has the best ratio of courts to residents both for total and floodlit courts.
- 7.4.9 Tower Hamlets has the worst total 'courts to resident' ratio with 9,845 residents per court and Lewisham provides the worst floodlit ratio, with 32,371 residents per floodlit court. These statistics indicate that Southwark provides considerably better provision, even though the population for the borough is higher than any of the other comparative Borough’s.
- 7.4.10 It is important to note the prevalence the South Southwark sub-area plays in these figures and the provision in the Borough. Southwark South has more than half the courts in the Borough (34 of 64). This figure is almost as much as Hackney and Lambeth boroughs who both have 34 courts, and is more than the total number of courts in Tower Hamlets.

7.5 Demand

- 7.5.1 The most recent significant recording of Tennis participation in the region was captured by Sport England’s Active People Survey (displayed in Figure 7.2 below). This identified 2.01% of South London residents over the age of 16 played tennis once a week for at least 30 minutes. This figure represents a higher value than the regional and national averages, which were 1.59% and 1.02% respectively. Data for Southwark was not directly available due to the sample size being too small; therefore, London South was used for comparison.

Figure 7.2: Tennis Participation Trends 2011-2015.Source: Sport England Active People Survey: Residents aged 16+ taking part in a minimum of one session of at least 30 minutes once per week



7.5.2 Figure 7.2 highlights that over the last 5 years' participation figures have seen a significant increase in South London specifically. Since 2011, figures have almost doubled from 1.05% to 2.01%, with a high in 2014 of 2.03%. In comparison, nationally there has also been an increase since 2011, but by a smaller 0.14% up to 1.02%. Regionally has also seen a progressive increase over the years, from 1.07% up to 1.59%. This paints a relatively positive picture for tennis locally and regionally, evidenced through the increased participation rates over the last 5 years.

7.5.3 The figures for APS 10 are available but provide an unrealistic figure, due to only providing Tennis participation data for December 2015-April 2016, which is missing out the summer tennis season. The data has therefore been removed from the analysis.

Figure 7.3: Tennis Participation Trends 2011-2015.Source: Sport England Active People Survey: Residents club membership rates aged 16+ taking part the sport of tennis

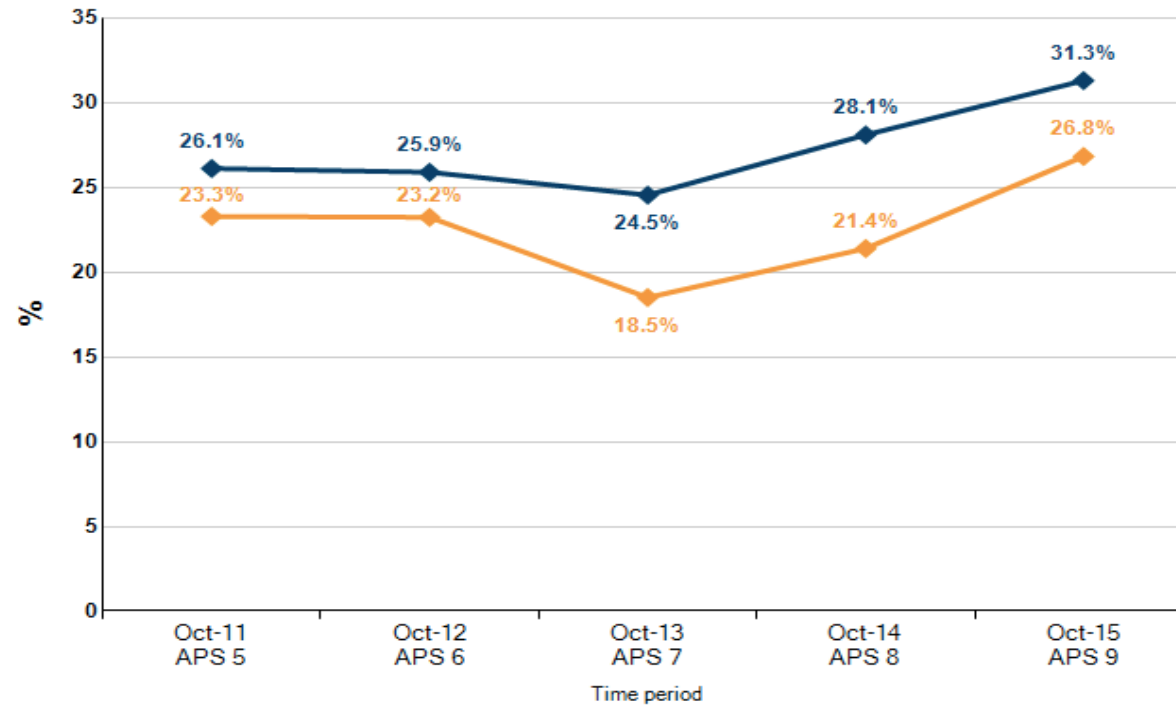
Dataset
Age 16+

Wave
2010/11 (APS5)
2011/12 (APS6)
2012/13 (APS7)
2013/14 (APS8)
2014/15 (APS9)

Sport
Tennis

Geography
England
London
London South

■ England
■ London



7.5.4 Figure 7.3 highlights there is insufficient data to provide data for South London, so a comparison of Regional and National membership figures has been illustrated.

- Both Regional and National statistics provide a similar trend, with a recent increase after a small dip in membership figures in 2013.
- London membership figures have been consistently just below that of the national average, although evidenced in Chart 1 London’s participation rates are above the national average, this indicating more informal and recreational tennis being played across London in comparison to the rest of the country.

Table 7.3: Trends for tennis latent demand

Geographical Area	Time Period (Total Latent Demand)				
	2010/11 (APS5)	2011/12 (APS6)	2012/13 (APS7)	2013/14 (APS8)	2014/15 (APS9)
England	1.41%	1.56%	1.96%	1.61%	1.31%
London	2.59%	2.84%	3.73%	3.01%	2.28%
South London	2.52%	3.44%	4.13%	3.86%	*

7.5.5 Table 7.3 shows the latent demand for tennis in South London has been consistently above the Regional and National figures. Because of an insufficient sample size, there is no information to compare APS9 latent demand for South London, although it is important to note that Regionally and Nationally there has been a decrease from APS8 to APS9.

7.6 Demand from Clubs

7.6.1 This section provides an overview of the clubs in the area. Table 7.4 shows the current estimated operating capacity of all clubs in the area (based on LTA calculations). The LTA membership capacity calculations per court are displayed below in Table 7.4 and the figures have been translated to calculate figures for Table 7.5.

Table 7.4: LTA membership capacity calculations

Court Type	Membership Capacity
Non-floodlit outdoor	40
Floodlit outdoor	60
Indoor	200
Seasonal Indoor (Non-permanent)	100
Grass outdoor	20

7.6.2 To gain a better understanding of clubs, a link was sent out to an online survey, requesting clubs to answer a series of short questions on their current facility provision, and how they planned to move forward in the future. Although not all clubs completed the survey, further information was ascertained through online desktop research.

Table 7.5: Membership capacity at Tennis Club Sites (popn source: ONS - SNPP)

Name	Membership				Overall Club Capacity	Spare Capacity	% of Operating Capacity	2031 Projected Members (based on growth of +22.6%)	Projected % of Operating Capacity
	Adult	Jnr	Mini	Total					
Butterfly Tennis Club	150	10	25	185	80	-100	231.25%	226	282.5%
Old College LTC	400	100	100	600	380	-220	157.88%	735	193.4%
Camber Tennis Club	90	20	25	135	180	45	75%	165	91.7%
North Dulwich TC	Data not available			250	200	-50	125%	306	151.7%
Edward Alleyn	Data not available			100	180	-80	55.56%	122	67.8%
Dulwich LTC	Data not available				500	Data not available			
Jags Sports Club	Data not available				360	Data not available			
Total	640	130	150	1270	1880	-405	128.83%	1554	157.42%

- 7.6.3 Table 54 shows that at present, Butterfly LTC and Old College LTC are operating at well above their projected operating capacity at 231.25% and 157.88% respectively. Conversely Camber Tennis Club is operating at 75% of its full capacity, which represents a considerably more manageable figure. The only club operating considerably below their membership capacity is Edward Alleyn, who are at 55.6%.
- 7.6.4 Across all facilities that demand data was available for, the average membership capacity is 128.83%, indicating that clubs across the Borough are operating above their projected capacity. Population projections for 2031 estimate this figure to increase to 157.42%, should membership and provision remain the same.
- 7.6.5 One of the reasons behind these high figures would be unused membership, this coming from people buying a membership but not actually utilising the court regularly. This is particularly common in London and represents a key area to target for increasing participation levels.

7.7 Club Consultations

- 7.7.1 Camber Tennis Club has 3 floodlit courts. During consultation, it was evident that the club is happy with the quality of the provision at their site, although they would like to improve the court surfaces and to improve the facility maintenance programme. Camber expect their membership to increase in the next few years, but believe they will not need any further court space to allow their projected increase. To achieve this increase, the club plans on continuing its relationship with local schools, and to continue their wheelchair tennis sessions.
- 7.7.2 Old College Lawn Tennis Club is a large club with around 600 members, who mainly come from Dulwich, West Norwood and Herne Hill. During consultation, the club stated membership has remained constant and they are at max capacity for future members. The club is therefore looking for additional court capacity to facilitate further growth. The club is looking to improve the court surfaces and the clubhouse/bar facilities.
- 7.7.3 Butterfly Tennis Club has almost 185 members, and is running well above capacity due to only having 2 courts at the club, neither of which are floodlit. The club are happy overall with their facility but would like to add floodlighting in the future, highlighting the need for funding help to achieve this.

7.8 Summary and Analysis

- 7.8.1 Having analysed the supply and demand for tennis facilities in Southwark, Table 7.6 summarises the key findings from the analysis in terms of Quantity, Quality and Accessibility.

Table 7.6: Summary of Tennis analysis for Southwark

Measure	Assessment Findings
Quantity	There is a good level of provision, with 64 courts across the study area. This represents a very good ratio of courts to residents in context to their nearest neighbours’.
Quality	During consultation with LTA it became evident that there are no

	major issues with courts in the area, with only 4 being rated as poor. Both of the sites where poor facilities have been identified as needing refurbishment or replacement.
Accessibility	There is adequate access to facilities in Southwark. This is particularly the case if players are willing to pay membership fees as there are several clubs based across the borough.
Summary	For the future, it is important to ensure the provision of community accessible courts remains at a high quality and continue to be accessible. This is especially the case for courts in Southwark that are located in parks.

DRAFT

8 American Football

- 8.1.1 American Football in the UK governed by British American Football, which provides participation support to local authorities and American Football clubs across the UK.
- 8.1.2 British American Football released their national strategy for Great Britain in 2013. ‘From School Yard to Super Bowl’ cited that British American Football is currently in a period of unprecedented opportunity, with new funding opportunities, a medium term commitment to the UK market by the National Football League and continuously enhanced media coverage of the NFL, NCAA and US sports in general providing a tremendous platform¹⁹
- 8.1.3 The strategy also identified the following vision within their communication strategy;
- “To develop an infrastructure which is capable of developing and sustaining the wider possible participation and interest in the game of football; facilitating the development of talent to the highest competitive levels; and is recognised both in Great Britain and internationally as being defined by endeavour and excellence in all areas”*
- 8.1.4 LB Southwark has one American Football team, the South London Renegades. Their priorities will be covered throughout the demand and supply sections detailed below. Further detail is available in Technical Appendix F – American Football Analysis.

8.2 Supply

- 8.2.1 The main site used by South London Renegades is Peckham Rye Park, which they use primarily for matches. The club also uses Burgess Park for training purposes. Table 8.1 below provides details of their home ground only.

Table 8.1 – American Football site summary in LB Southwark

Site Name	Community use on site	Security of Use	Owners	Adult Pitches
Peckham Rye Park	Available	Secured	Local Authority	1

8.3 Demand

- 8.3.1 In order to assess the demand for American Football across the study area, South London Renegades have been consulted with. This will provide an idea of the trend for American Football in the study area, however unfortunately this cannot be cross-checked with Active People due to the lack of data on American Football within the tool.
- 8.3.2 Table 8.2 below provides a summary of the consultation undertaken with the club.

Table 8.2 – Key comments from American Football clubs across LB Southwark

Club	Consultation Summary
South London Renegade’s	The club currently play at Peckham Rye and train at Burgess Par. They are happy with the current facilities but would like some storage space for equipment at the sites.

¹⁹ ‘From School Yard to Super Bowl’ - <http://goo.gl/7uTncV> (British American Football: 2013)

8.4 Supply and Demand Analysis

- 8.4.1 Following an analysis of the capacity for American Football in Southwark, there appears to be a surplus of provision. It should however be noted that dedicated posts and line markings were not present at the time of inspection and it appears that the club utilises space on Peckham Rye and creates their own markings.
- 8.4.2 For the club to develop, further all weather provision should be sought, to enable the club to play on high quality provision throughout the year, as well as attracting new members.
- 8.4.3 It is therefore recommended that, pending further consultation with the club, any future WR22 AGP provision at Burgess Park ensures that training and matchplay slots are allocated to American Football.
- 8.4.4 If demand grows for the support, dedicated line markings and temporary post structures should also be considered.

DRAFT

9 Gaelic Football

- 9.1.1 Gaelic Football in the UK governed by the Britain Gaelic Athletic Association, which provides participation support to local authorities and Gaelic Football clubs across the UK.
- 9.1.2 LB Southwark has one Gaelic Football, Dulwich Harps GAA, playing within the local authority. There is an additional club; Cú Chulainns CLG, who would also like to play within the study area but currently export demand to a neighbouring borough. Their priorities will be covered throughout the demand and supply sections detailed below. Further detail is available in Technical Appendix F – Gaelic Football Analysis.

9.2 Supply

- 9.2.1 The main site used by Peckham Rye Park, which they use primarily for matches. Table 9.1 below provides details of their home ground only.

Table 9.1 – Gaelic Football site summary in LB Southwark

Site Name	Community use on site	Security of Use	Owners	Adult Pitches
Peckham Rye Park	Available	Secured	Local Authority	1

9.3 Demand

- 9.3.1 In order to assess the demand for Gaelic Football across the study area, both clubs have been consulted with. This will provide an idea of the trend for Gaelic Football in the study area, however unfortunately this cannot be cross-checked with Active People due to the lack of data on Gaelic Football within the tool. Table 9.2 below provides a summary of the consultation undertaken with the club.

Table 9.2 – Key comments from Gaelic Football clubs across LB Southwark

Club	Consultation Summary
Dulwich Harps GAA Club	Club play at Peckham Rye, they are happy with the facility and their relationship with the council.
Cú Chulainns CLG	Club currently plays outside Southwark but would like to secure a ground within the borough. They are finding it difficult to expand without the ability to offer a home ground for new players.

9.4 Supply and Demand Analysis

- 9.4.1 Following an analysis of the capacity for Gaelic Football in Southwark, there appears to be a deficit of provision. It should also be noted that dedicated posts and line markings were not present at the time of inspection and it appears that the club utilises space on Peckham Rye and creates their own markings.
- 9.4.2 For the clubs to develop and to allow Cú Chulainns CLG to move into the borough, dedicated pitches and facilities should be sought. As this is primarily a summer sport, then this unlikely to conflict with rugby and football provision, which is well used on Peckham Rye Park. It should therefore be a matter of re-marking and ensuring maintenance is undertaken throughout the year. This will be reflected further in the site-by-site action plan.

10 Australian Rules Football

10.1.1 AFL England are the National Governing Body for Australian Rules Football in England. The organisation works with league and club organisers to grow the sport and provide an increase in participation opportunities.

10.1.2 There is one Australian Rules Football club playing in the LB Southwark authority area; South East London Giants. The club's priorities will be covered throughout the demand and supply sections detailed below. Further detail is available in Technical Appendix E – Australian Rules Football Analysis.

10.2 Supply

10.2.1 The only Australian Rules Football pitch in the Borough is located at Peckham Rye Park, which South East London Giants use on a regular basis for matches. Training takes place at Victoria Park in LB Hackney. Table 10.1 below provides details of their home ground only.

Table 10.1 – Australian Rules Football site summary in LB Southwark

Site Name	Community use on site	Security of Use	Owners	Adult Pitches
Peckham Rye Park	Available	Secured	Local Authority	1

10.3 Demand

10.3.1 In order to assess the demand for Australian Rules Football across the study area, South East London Giants were consulted. This will provide an idea of the trend for Australian Rules Football in the study area, however unfortunately this cannot be cross-checked with Active People due to the lack of data on Australian Rules Football within the tool. Table 10.2 below provides a summary of the consultation undertaken with the club.

Table 10.2 – Key comments from Australian Rules Football club in Southwark

Club	Consultation Summary
South East London Giants	This is a growing Australian Rules Football club, which plays at both Peckham Rye Park and Victoria Park (LB Hackney). The club has two adult mens teams (Conference and Social) as well as a newly formed ladies team and Supers team (over 35's).

10.4 Supply and Demand Analysis

10.4.1 Following an analysis of the capacity for Australian Rules Football in Southwark, there appears to be a deficit of provision for training. It should be noted that dedicated posts and line markings were not present at the time of inspection and it appears that the club utilises space on Peckham Rye and creates their own markings.

10.4.2 For the club to continue to develop within the LB Southwark authority area, training provision should be sought. As Australian Rules Football is primarily a summer sport, then it is unlikely to conflict with rugby and football provision, which is well used on Peckham Rye Park. Improved programming for Peckham Rye Park and ensuring maintenance is undertaken throughout the year, would allow for all play by South East London Giants to be accommodated within LB Southwark.

11 Recommendations and Action Plan

11.1 Delivering the Action Plan

- 11.1.1 To facilitate the development of sport and physical activity across London Borough of Southwark, it is advised that the Steering Group, set up as part of the Playing Pitch Strategy project, continues to work together to deliver the recommendations defined as part of this strategy.
- 11.1.2 Through a detailed supply and demand analysis of the 8 sports included in the scope of the strategy, as well as stakeholder consultations across the study area, an action plan has been created, which will guide the steering group in their delivery of sports provision and facility decisions over the next 10 years.
- 11.1.3 This section provides a detailed action plan, broken down by site with clear owners, timescales and expected resources. This is shown overleaf in Table 11.1.
- 11.1.4 In addition to funding by the Council, the table identifies potential sources of external funding. It should be noted that funding for the actions below could come from one, or a combination, of funding sources shown below. This is not an exhaustive list and could be extended to other sources, depending on availability.
- CIL Monies
 - Section 106 funding
 - Community Grants Schemes
- 11.1.5 The Action Plan does not identify all those clubs that may be partners or provide resources in relation to its delivery. It is assumed that where clubs have a long-standing interest in a specific site that they will be a partner in delivering the actions and contribute financially or in-kind where appropriate.
- 11.1.6 The Action Plan does not identify London Borough of Southwark as a key resource either in terms of officer time or finance, except for those sites owned and/or managed by the Council. However, the Council has an interest in all those projects delivered within the local authority area and may contribute towards them either financially or in-kind, as appropriate and subject to available resources.

11.2 Overall Recommendations

- 11.2.1 The following high level recommendations for the study area are summarised below;
- Increase the provision of 3G AGP provision across the study area, with the development of 2 full size pitches, located in the Burgess Park and South sub-areas
 - Pending planning limitations, aim to also develop further full size 3G AGP provision in the North of the borough, to complement the current offering at Bacons College
 - Continue to invest in the grass pitches across the study area, to improve the quality and reduce the amount of cancelled games during periods of poor

weather

- Address the football pitch capacity issues at periods of peak demand by moving mini and youth football to the proposed new 3G AGP provision, while working with the leagues and clubs to establish a more flexible kick-off policy and allow teams to play throughout the day on Saturday's and Sunday's
- With regards to cricket, seek to provide the major clubs in the area with long term security of tenure, while re-negotiating the existing agreement to ensure that the lease payments are sustainable and allow the clubs to continue to grow
- Utilise the funding opportunities and strategic direction provided by the ECB Cricket Unleashed strategy to provide fit for purpose facilities and programmes in the North and Burgess Park sub-areas. Work with the ECB to target inactive participants and engage them with Cricket, while tracking the data and demonstrating the return on any investment
- Improve the maintenance regime across all local authority managed rugby pitches, to increase the capacity of grass rugby pitches, especially in the South of the Borough. Look to also increase the capacity for rugby by investing in WR22 AGP facilities, allowing clubs to use the facility during periods of poor weather and for midweek winter training
- For Hockey facilities, the lack of secured sand-based AGP's must be addressed as the lack of security is limiting the growth of key hockey clubs in the area. A solution should be sought where either a) clubs are provided with long term community use agreements with block bookings for training and matches or b) Further hockey specific provision is developed in the Borough.
- For all sports and physical activity, look to increase and secure community use at education sites across the study area. There are currently a significant number of small-sided sand based and 3G facilities, however access and security of use are limited due to the management arrangements and lack of formal agreements. A common agreement should be established to confirm long-term use of high quality facilities across the three study areas. It is understood that progress may be limited in some instances by the operational constraints at site (for instance many schools will not have resources to open and close the facility outside of school hours). Many of these issues are surmountable, however, especially when educations establishments can understand the full potential benefit of making their facility available for the community.

11.2.2 Table 11.1 contains the full action plan for the London Borough of Southwark PPS. The actions are split by sport and site, to provide specific direction on how facilities should be improved and invested in. It should be noted that not all sites have actions allocated to them, as it is unrealistic to expect funding partners to contribute to improvements at all facilities across a local authority.

Notes on Action Plan

Issue/ opportunity: The issue or opportunity that can be addressed

Key Actions: Numbering indicates order of preference

Partners: Bold identifies action lead

Resources: Key resource implications (time and money)

Timescale: Short: 0–2 yrs Medium: 2-5 yrs Long 5-10 yrs

Priority: Low, Medium and High, depending on overall impact for sports participation

Table 11.1 – LBS PPS Action Plan

Site	Sub-area	Action ID	Issue / opportunity	Key Action(s)	Partners	Resources	Timescale	Priority
Alleyn's School	South	Hock-1	The site does not currently have floodlights, which significantly limits the community use for the site.	Work with the school to install floodlights at the site, as well as establishing a long-term security use agreement for weekday evenings and weekends.	England Hockey LB Southwark Alleyn's School	Sport England and/or England Hockey Facility Funding	Med	Low
Old Alleynian Rugby Club	South	Rugby-1	Although the pitches are well maintained, poor drainage during the winter months is an issue that causes match cancellations.	Undertake a review with the Institute of Groundsmanship (IOG) to identify the cause of the poor drainage and, following the results of this study, either install artificial drainage at the site or work with the club to improve the maintenance regime.	IOG Old Alleynian RFC RFU	RFU facility funding Old Alleynian volunteer time	Med	Med
Bacons College Sports Centre	North	Foot-1	The 2 x small sided AGP's are nearing end of life and will need to be re-surfaced in the next three years	Resurface the small-sided AGP's as 3G facilities	Bacons College Sports Centre LB Southwark FA	Bacons College facility funding FA facility funding	Long	Low

Site	Sub-area	Action ID	Issue / opportunity	Key Action(s)	Partners	Resources	Timescale	Priority
		Crick-1	The non-turf cricket wicket will require refurbishing in time for next season (2017). This is high priority, due to the ECB's ambitions to make facilities available for casual cricket and non- 'formal provision'	Refurbish or replace the non-turf pitch, to be used for last-man stands and informal use.	Bacons College Sports Centre ECB Last Man Stands	ECB facility funding Bacons College Sports Centre funding	Short	High
Belair Park	South	Foot-2	The site is currently at capacity, with any further growth in demand being likely to lead to overplay. Improved maintenance procedures are required at the site to increase overall capacity	Work with the FA to review and update the maintenance scope followed by the 3rd party contractor.	LB Southwark FA	LB Southwark officer time	Short	Med
		Tenn-3	This site has good quality courts that are available to the community but a lack of floodlighting limits community use at peak times.	Work with the LTA to fund and install new floodlighting at the site.	LB Southwark LTA	LB Southwark officer time LB Facility funding LTA facility funding	Med	Low
Brimmington Park	Burgess Park	Foot-3	This site is not currently used extensively by the community and there is an opportunity to develop the space into a fit-for-purpose sports and physical activity facility. The pitch management review, currently being undertaken by LBS and 4 global, will inform the future management and development options for the site.	Depending on the outcome of the Pitch Management Review, refurbish the Brimmington site as a purpose-built small sided facility.	LB Southwark Sport England FA	LB Southwark capital funding Grant funding (various sources depending on target market) LB Southwark officer time	Med	Med
Brunswick Park	Burgess Park	Tenn-2	This site has good quality courts that are available to the community but a lack of floodlighting limits community	Work with the LTA to fund and install new floodlighting at the site.	LB Southwark LTA	LB Southwark officer time LB Facility funding	Med	Low

Site	Sub-area	Action ID	Issue / opportunity	Key Action(s)	Partners	Resources	Timescale	Priority
			use at peak times.			LTA facility funding		
Burgess Park	Burgess Park	Foot-4	The current 3G AGP has a significant amount of demand and user consultations have identified that many clubs and groups are not able to book the volume of training and match slots that they require. This issue is likely to be exacerbated by the future population growth in the area.	Support the existing plan to develop 3G AGP provision at the site, increasing the total amount of provision to 2 full-size 3G AGP and working with the RFU, American Football Clubs and additional users to achieve the most mutually beneficial booking system.	LB Southwark Sport England FA	LB Southwark capital funding Grant funding (various sources) RFU facility funding LB Southwark officer time	Med	High
		Crick-2	There is currently a deficit of supply for grass wickets at the site, which is likely to increase in severity with the projected population growth.	As part of the Burgess Park master planning, add two further wickets to the existing square, in addition to a high quality non-turf pitch, to address the growing junior demand on the site.	LB Southwark ECB	LB Southwark capital funding ECB facilities funding	Med	Med
		AmFoot-1	The South London Renegades are currently restricted by the lack of appropriate facilities to train and play matches in the Borough.	Ensure that the South London Renegades (in addition to any other American Football teams that are looking to establish themselves, are provided with an opportunity to use the 3G surface at peak times, especially following the planned development,	LB Southwark	LB Southwark officer time	Med	Low
		Rugby-2	There is currently a significant deficit for rugby provision across all three sub-areas, with key issues identified at council-managed sites.	Develop a WR22 AGP facility as part of the ongoing Burgess Park masterplanning, ensuring that local rugby clubs have access to the site at peak times. Work with the RFU to identify opportunities to access funding as part of the 'Rugby-Share' model.	LB Southwark RFU All LBS rugby clubs	LB Southwark capital funding RFU facility funding LB Southwark officer time	Med	High

Site	Sub-area	Action ID	Issue / opportunity	Key Action(s)	Partners	Resources	Timescale	Priority
Charter School	Burgess Park	Foot-5	The AGP is not in good condition, with too much sand, poor lines and surface lifting. It therefore requires refurbishment or replacement, which should be addressed as this is one of the only education sites in LBS with community use.	Work with the school to re-surface the AGP. If the school are willing to engage in a formal community use agreement with secured use during peak times, assess the viability of external funding from Sport England or the FA. The is dependent on hockey clubs or the school curriculum not requiring the sand-based AGP for matchplay or training	Charter School FA Sport England	Charter School capital funding FA facility funding	Long	Low
Dulwich Hamlet Football Club	Burgess Park	Foot-6	The club is currently in financial difficulty and is looking to redevelop the site, using revenue from a new housing development to build a 3G AGP stadia pitch on the neighbouring Greendale Playing Fields and sand-based AGP.	Support the development plans for the new facilities and ensure that a formal community use agreement is put in place for the new facilities.	LB Southwark FA Sport England	Dulwich Hamlets development funding	Med	High
Dulwich Park	South	Foot-7	The site is currently at a deficit for grass pitches and requires more capacity to meet the need of residents. The pitches are currently at the lower end of the STANDARD rating and are not fit for purpose given the amount of demand for pitches.	1. Work with the FA to undertake a review of the 3rd party contractor specification for site maintenance, adapting where necessary. 2. Mark and maintain 2 additional mini-soccer pitches, to increase the overall capacity of the site	LB Southwark LBS maintenance contractor FA	LBS maintenance funding FA officer time	Short	Med
		Tenn-1	The park has 2 POOR courts, which require a major refurbishment. The remaining 4 courts are of AVERAGE quality but require resurfacing	1. Complete a full refurbishment or rebuilt of the 2 POOR courts. 2. Resurface the 4 remaining courts	LB Southwark LTA	LB Southwark facility funding LTA facility funding	1. Med 2. Long	1. High 2. Low
Dulwich Sports Club	South	Crick-3	The Club has identified poor drainage at the site, which	Work with the ECB and the IOG to undertake a detailed technical	Southwark Community	SCST maintenance	Long	Low

Site	Sub-area	Action ID	Issue / opportunity	Key Action(s)	Partners	Resources	Timescale	Priority
Edward Alley Club	South		affects the Club's fixture schedule and limits the pitch's rental potential. The Club, which uses 4 different locations in Southwark, is continually expanding and requires additional capacity.	assessment of the drainage at the site and work with the trust to either improve maintenance processes or install new artificial drainage.	Sports Trust (SCST) ECB IOG LB Southwark	funding ECB funding for IOG study area		
		Foot-8	The site assessment and consultations with the trust and users have identified that although the pitches are of a good quality, there are severe issues with drainage, which led to the site losing 3 months of football and rugby in 2016.	<ol style="list-style-type: none"> 1. Address the capacity issues at the site by looking to displace mini-soccer to nearby facilities, ideally those with 3G AGP facilities such as Homestall Road. 2. Work with the IOG to undertake a detailed technical assessment of the grass pitches and act on the recommendation to either improve the drainage or the maintenance regime. 	SCST FA LB Southwark	SCST maintenance funding FA funding for IOG study area	Long	Low
		Rugby-3	The existing junior and senior pitch at the site are unable to cater for the Club's demand, which results in the site being 8 matches/training match equivalents over-capacity per week. The quality of facilities and number of cancelled matches due to poor pitch drainage have had an impact on club membership numbers.	<ol style="list-style-type: none"> 1. Work with the IOG to undertake a detailed technical assessment of the pitches 2. Install new artificial drainage or improve the maintenance regime at the site, depending on the results of action 1. 3. If 3G AGP provision in the area is improved, look to move mid-week training demand onto the new provision, to reduce the utilisation of the current grass pitches. 	SCST RFU LB Southwark	TRUST FUNDING RFU facilities funding	Med	Med
Edward Alley Club	South	Foot-9	These facilities are well used; however, issues were identified with the drainage at the site. User consultations indicate that	1. Negotiate a formal community use agreement for the site, to enable clubs and LBS to attract funding from Sport England and	EA Club FA LB Southwark	FA officer time LBS officer time	1. Short 2. Med	1. Med 2. Low

Site	Sub-area	Action ID	Issue / opportunity	Key Action(s)	Partners	Resources	Timescale	Priority
			the pitches are not allowed sufficient time to recover and it has also been identified that there is a deficit of 11v11 pitches at periods of peak time.	third parties. 2. Look to displace demand at the peak period to nearby sites, or to 3G AGP provision as and when it is developed.				
		Crick-4	The cricket pitch is well maintained but the outfield is slightly uneven due to football participation during the winter. The priority for the site is to install a drainage system, however a long term community use agreement will be required at the site before the club or local authority can apply for capital grants or maintenance funding.	1. Negotiate a formal community use agreement for the site, to enable clubs and LBS to attract funding from Sport England and third parties. 2. Work with the IOG to undertake a detailed technical study of the site and confirm whether a new drainage system is required.	EA Club LB Southwark ECB	ECB officer time LBS officer time	Med	Low
Geraldine Mary Harmsworth Sport Facility	North	Foot-10	2 of the pitches are excellent however the third is very poor and requires immediate attention, including a full refurbishment.	Refurbish the 3rd, poor quality pitch.	Everyone Active LB Southwark Sport England.	LBS facility funding Sport England facility funding	Med	Low
Greendale Playing Fields	South	Foot-11	The sand-based AGP is not currently used or fit for purpose. There are opportunities to refurbish this site and increase the usability of the AGP This site is not currently used for hockey and would require significant development to make it available for formal hockey use.	The existing plans to refurbish the site and create a 3G stadia pitch on the current AGP should be explored and supported. A long-term community use agreement should be included within the site planning.	Dulwich Hamlets FC LB Southwark FA Sport England	Dulwich Hamlets development funding FA facility funding	Med	High
Homestall Road	South	Foot-12	The club currently manage the site and it appears that it is not	Work with Athenlay Football Club to develop a management	Athenlay Football Club	LBS officer time	Short	High

Site	Sub-area	Action ID	Issue / opportunity	Key Action(s)	Partners	Resources	Timescale	Priority
Playing Fields (Athenlay Football Club)			readily available for community use by other clubs and user groups. This ensures that the site is not being used to its full potential by the local community	arrangement that allows other football clubs and groups to use the 3G AGP facility when it is not being used by the club.	LB Southwark FA	FA officer time		
Honor Oak Sports Ground	South	Foot-13	The pitches at the site require significant investment and attention, to improve the standard of the maintenance.	<ol style="list-style-type: none"> 1. Undertake a feasibility study in collaboration with the Institute of Groundsmen (IOG) to ascertain whether the issue is poor drainage or a maintenance regime that is not sufficiently robust. 2. If pitch improvement is not feasible, increase the provision at the site by marking new pitches 	LB Southwark FA IOG	LBS officer time IOG Study costs FA officer time	Med	Low
Jags Sports Club	Burgess Park	Foot-14	The current AGP is nearing end of life and requires refurbishment. Due to the popularity of hockey at the site it is recommended that this remains as sand-based.	Refurbish the AGP as a sand-based facility, suitable for competitive hockey.	JAGS Sports Club Sport England England Hockey	JAGS capital funding Sport England facility funding England Hockey facility funding	Short	Med
Mint Street Park	North	Foot-15	Investment is required for the small-sided AGP on the site, to ensure it is a high-quality facility for community and corporate hire.	<ol style="list-style-type: none"> 1. Following the Pitch Management Review, confirm the recommended management arrangement for the site 2. Refurbish the AGP and begin to encourage both corporate hires and community use throughout peak and off-peak times 	LB Southwark Sport England	LB Southwark capital funding External funding (to be identified)	Med	Med
Peckham Rye Park	South	GaFoot-1	Gaelic Football is a popular sport in Southwark, however provision is not adequate to meet the needs of residents,	1. Establish 2 permanent (summer) pitches at Peckham Rye Park and work with Cú Chulainns to allow them to play	LB Southwark Cú Chulainns	LB maintenance funding	Short	Low

Site	Sub-area	Action ID	Issue / opportunity	Key Action(s)	Partners	Resources	Timescale	Priority
			causing one club who would like to play in the Borough to export demand to a neighbouring borough	home matches in the Borough.				
		Foot-16	The pitches did not score well as part of the site assessments, with all pitches rated at the lower end of STANDARD. Although users cited an improvement in the quality of maintenance, they have rated the pitches as adequate but suffering from poor drainage, dog fouling and little problems.	<ol style="list-style-type: none"> 1. Undertake a feasibility study in collaboration with the Institute of Groundsmen (IOG) to ascertain whether the issue is poor drainage or a maintenance regime that is not sufficiently robust. 2. Allocate further resources to the maintenance of this site, in addition to a more robust maintenance regime. 	LB Southwark FA IOG	FA funding for IOG study Increased maintenance costs for LBS	Short	Medium
Southwark Sports Ground (Peckham Town FC)	South	Foot-17	<p>The quality of the facilities on the site is not adequate and has led to the club being refused promotion for 4 consecutive seasons, as the pitch and ancillary do not meet the requirements of the higher league.</p> <p>The club are currently playing their home fixtures on the nearby Pyners Field due to the poor quality of Southwark Sports Ground.</p>	<ol style="list-style-type: none"> 1. Undertake a feasibility study in collaboration with the Institute of Groundsmen (IOG) to ascertain whether the issue is poor drainage or a maintenance regime that is not sufficiently robust. 2. Work with the club to secure access to a 3G facility, either at the Homestall Road facility or at new provision, recommended as part of this study. 3. If the site is deemed to be unfit-for-purpose, work with Peckham Town FC to formalise the use of Pyners Field. 	LB Southwark Peckham Town FC IOG FA	FA funding for IOG study LBS officer time	<ol style="list-style-type: none"> 1. Short 2. Long 3. Short 	<ol style="list-style-type: none"> 1. High 2. High 3. High
Pilgrim's Way Primary School AGP	Burgess	Foot-18	The pitch is not in good condition and requires refurbishment or relaying in the next 1-3 years. Due to general	Dependant on further consultation with the school, re-lay the existing AGP as a 3G facility, ensuring that a formal community use	LB Southwark Pilgrims Way Primary School Sport England	LB Southwark education facility funding	Long	Low

Site	Sub-area	Action ID	Issue / opportunity	Key Action(s)	Partners	Resources	Timescale	Priority
			popularity of football, it is recommended that this be re-carpeted as a small sided 3G facility.	agreement is negotiated as part of the development.				
Pyners Field	South	Foot-19	The site has fallen in quality in the past years due to mismanagement and issues with the previous resident club. The site has 3 grass pitches, which can be used to address issues with capacity in the South sub-area	<ol style="list-style-type: none"> Following the Pitch Management Review, confirm the recommended management arrangement for the site Undertake a detailed feasibility study on the possible development of a 3G facility at the site Work with Peckham Town FC and other local clubs that have a deficit of supply to use the grass pitches and improve the maintenance regime at the site. If a 3G AGP is the favoured approach, work with the RFU to pursue the possibility of installing a WR22 facility, part funded by the RFU, that allows competitive football on the site. 	LB Southwark FA Sport England Peckham Town FC RFU	LB Southwark facility funding Depending on facility decisions, Sport England and FA facility funding. Potential for RFU funding (via rugby-share model)	<ol style="list-style-type: none"> Short Short Short Short 	<ol style="list-style-type: none"> High Med High Med
Southwark Park Sports Centre	North	Crick-5	The non-turf wicket at the site is not fit for purpose, however the site is in an ideal location for informal cricket, such as Last Man Stands	<ol style="list-style-type: none"> Refurbish the non-turf pitch Through the Cricket Unleashed strategy, look to increase the usage of this site and liaise with Last Man Stands regarding their future use of the site. 	LB Southwark ECB	LB Southwark capital facility funding ECB facility grant	<ol style="list-style-type: none"> Med Med 	<ol style="list-style-type: none"> Med Low
Streatham & Marlborough Cricket Club	South	Crick-6	The site is currently over capacity by 10 games per season. The site is also owned by Dulwich Estates and leased to the Club at a cost of £20k per annum, which hinders the	<ol style="list-style-type: none"> Work with the club to negotiate a more sustainable lease and a long-term community use agreement. Support the club in their application for a new club-house 	Streatham & Marlborough Cricket Club ECB LB Southwark Dulwich Estates	LBS officer time ECB officer time ECB facility funding	<ol style="list-style-type: none"> Short Short 	<ol style="list-style-type: none"> Med High

Site	Sub-area	Action ID	Issue / opportunity	Key Action(s)	Partners	Resources	Timescale	Priority
			Club's ability to invest in facility and pitch improvements.	and identify new opportunities for revenue, to make the clubs more sustainable,				
Tabard Gardens	North	Foot-20	Due to its location, near to residential and high profile areas of work, there is the opportunity to increase the revenue from this site, as well as encouraging community use during off-peak periods.	Refurbish the site, depending on the results of the pitch management review, engage with a 3rd party operator to increase the use of the site, both during peak and off-peak demand.	LB Southwark	LBS officer time	Med	Medium
Tanner Street	North	Tenn-4	The 4 courts at this site were rated as AVERAGE quality, with minor improvements required to ensure it is a high-quality facility.	Undertake maintenance project including a power-wash of the court surface and re-painting of the lines	LB Southwark LTA	LBS maintenance funding	Short	Medium
The City of London Academy	North	Foot-21	The school is new and has good quality facilities throughout, as well as being supportive of community use at times when the facilities are not being used by the school. There is not currently a formal community use agreement in place at the site.	1. Negotiate a formal community use agreement for the site, to enable clubs and users to have more security of tenure 2. Explore the option of re-surfacing the facility as a 3G, to enable community use football training and matchplay, as well as use by other winter sports such as rugby and American Football	City of London Academy LB Southwark FA RFU	LBS officer time City of London Academy capital funding LBS facility funding (dependant on community use agreement)	Long	Low
The Griffin Sports Ground	South	Crick-7	The current clubhouse is outdated and in need of being refurbished. The site also has one poor quality net facility that is in need of being resurfaced.	Work with the ECB to refurbish the club house	LB Southwark ECB	ECB facility funding LBS facility funding	Med	Low
The Marlborough Sports Garden	North	Foot-22	The current pitch is a semi-temporary structure and therefore there is minimal long-term security of use at the site.	Upgrade the site to a permanent facility, to allow long term security and the ability to apply for grants and funding.	LB Southwark	LBS facility funding Sport England facility funding	Med	Medium

Site	Sub-area	Action ID	Issue / opportunity	Key Action(s)	Partners	Resources	Timescale	Priority
			The site is well used and placed close to areas of dense population.					

DRAFT

DRAFT

END